



US00D893324S

(12) **United States Design Patent**
Lowitz

(10) **Patent No.:** **US D893,324 S**

(45) **Date of Patent:** **** Aug. 18, 2020**

(54) **INSPECTION AND MEASUREMENT DEVICE**

(71) Applicant: **Gregory E. Lowitz**, Redwood City, CA (US)

(72) Inventor: **Gregory E. Lowitz**, Redwood City, CA (US)

(**) Term: **15 Years**

(21) Appl. No.: **29/671,937**

(22) Filed: **Nov. 30, 2018**

(51) **LOC (12) Cl.** **10-04**

(52) **U.S. Cl.**
USPC **D10/71**

(58) **Field of Classification Search**
USPC D10/46, 71
CPC . G01B 3/02; G01B 3/04; G01B 3/004; G01B 3/008; G01B 3/00; G01B 3/002; G01B 3/006; B43L 13/145
See application file for complete search history.

(56) **References Cited**

U.S. PATENT DOCUMENTS

2,799,938 A * 7/1957 Anderson G01B 3/004
33/483
D447,965 S * 9/2001 Groiso A61B 90/06
D10/62
D860,836 S * 9/2019 De Castro D10/71

OTHER PUBLICATIONS

Commonly owned co-pending U.S. Appl. No. 16/704,712, filed Dec. 5, 2019, including filing receipt, application and drawing.

* cited by examiner

Primary Examiner — Antoine Duval Davis

(74) *Attorney, Agent, or Firm* — Price Heneveld LLP

(57) **CLAIM**

The ornamental design for the inspection and measurement device, as shown and described.

DESCRIPTION

The file of this patent contains at least one drawing executed in color. Copies of this patent with color drawings are available from the Office.

FIG. 1 is a bottom-front perspective view of an inspection and measurement device according to the design;

FIG. 2 is a front side elevation view thereof;

FIG. 3 is a back side elevation view thereof;

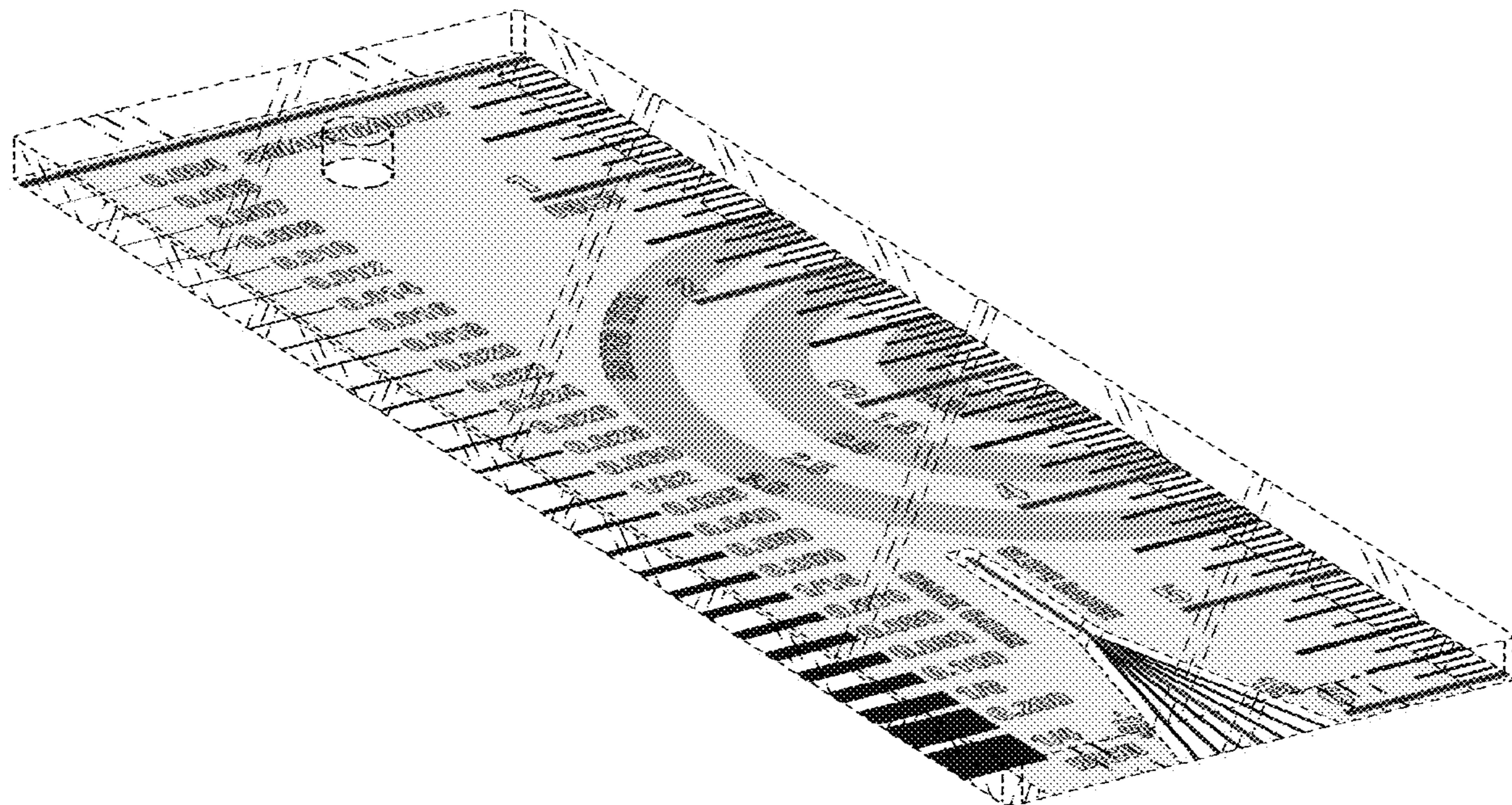
FIG. 4 is a right side elevation view thereof, a left side elevation being identical thereto; and,

FIG. 5 is a bottom plan view, a top plan view being identical thereto.

The portions of the article shown in broken line, including text in short dashed broken line, form no part of the claimed design.

The diagonal shading indicates a transparent appearance.

1 Claim, 2 Drawing Sheets
(2 of 2 Drawing Sheet(s) Filed in Color)



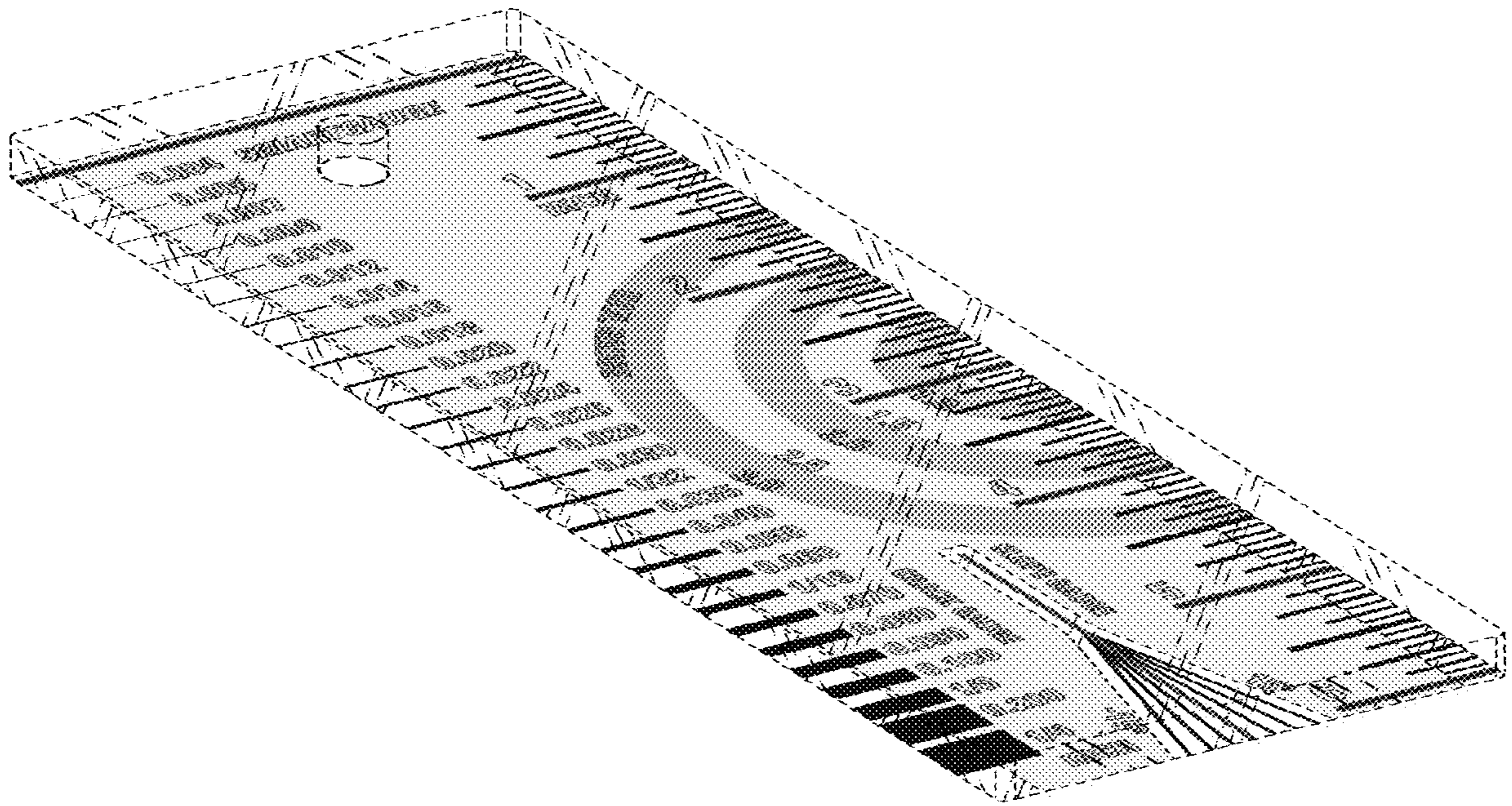


FIG. 1

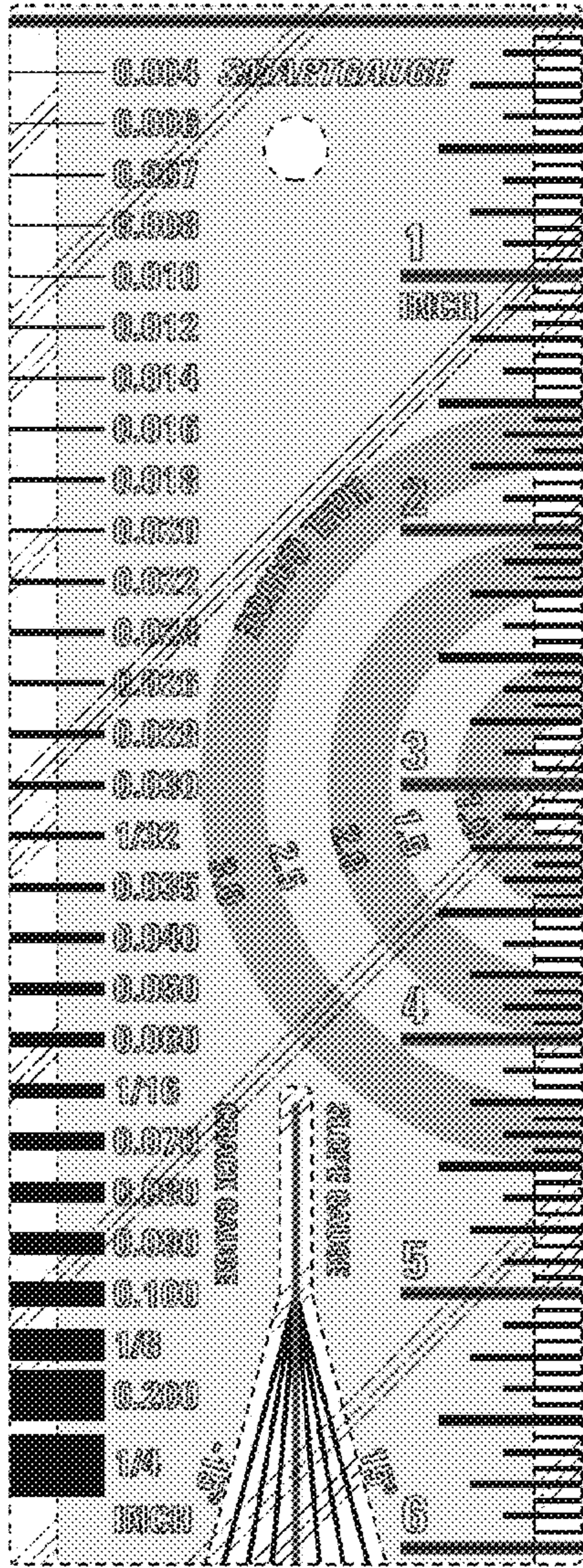


FIG. 2

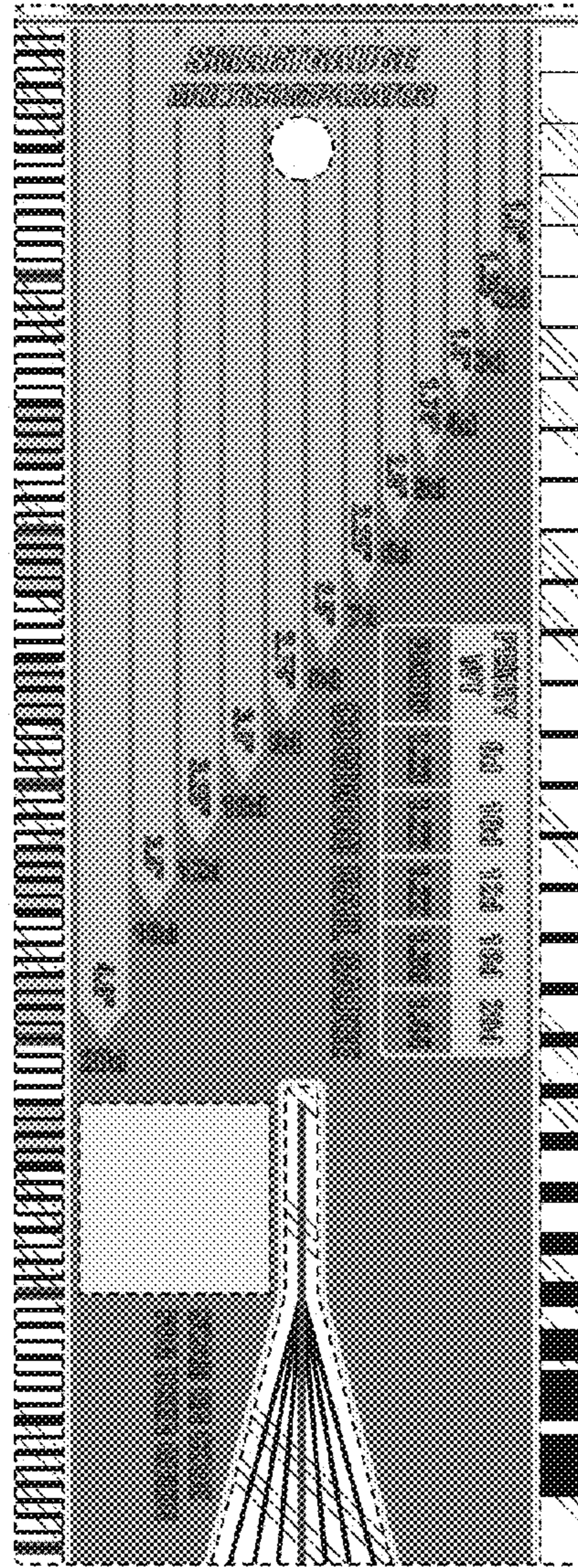


FIG. 3




FIG. 4




FIG. 5