



US00D893312S

(12) **United States Design Patent** (10) **Patent No.:** **US D893,312 S**  
**Zhu et al.** (45) **Date of Patent:** **\*\* Aug. 18, 2020**

(54) **BAG**

(71) Applicant: **THE GLAD PRODUCTS COMPANY**, Oakland, CA (US)  
(72) Inventors: **Ranyi Zhu**, Willowbrook, IL (US); **Edward B. Tucker**, Willowbrook, IL (US); **Robert T. Dorsey**, Willowbrook, IL (US); **Jason R. Maxwell**, Willowbrook, IL (US); **Shaun T. Broering**, Fort Thomas, KY (US); **Kyle T. Diehl**, Cincinnati, OH (US); **Sean Chang**, Cincinnati, OH (US); **Michael G. Borchardt**, Naperville, IL (US)

(73) Assignee: **THE GLAD PRODUCTS COMPANY**, Oakland, CA (US)

(\*\*) Term: **15 Years**

(21) Appl. No.: **29/679,876**

(22) Filed: **Feb. 11, 2019**

(51) **LOC (12) Cl.** ..... **09-05**

(52) **U.S. Cl.**  
USPC ..... **D9/706**

(58) **Field of Classification Search**  
USPC ..... D9/702-714, 719, 738-740, 517-518, D9/522, 416, 435, 444, 460, 455, 414, D9/499, 431-432; D7/560-562; 206/434, 426-427, 429-430, 485, 485.1, 206/499, 508, 431, 418-422, 588-594; 229/117.3, 185, 121, 122, 200, 207, 236, 229/87.01; 220/23.83; 150/100-118; 294/137, 152; 383/6, 10, 14, 20, 40, 33, 383/104-105, 117, 108, 120, 93, 121.1, 383/127; 428/34.3  
CPC ..... B65D 33/00; B65D 33/06; B65D 33/065; B65D 33/14; B65D 33/1683; B65D 33/12; B65D 31/00; B65D 31/04; B65D 31/10; A45C 3/04; A45C 3/10  
See application file for complete search history.

(56) **References Cited**

U.S. PATENT DOCUMENTS

5,006,380 A \* 4/1991 Fraser ..... B32B 27/32  
428/35.2  
D691,490 S \* 10/2013 Wilcoxon ..... D9/703  
D727,747 S \* 4/2015 Hoying ..... D9/703  
(Continued)

FOREIGN PATENT DOCUMENTS

CN 103508049 B 1/2014  
JP 2005206183 A 8/2005  
(Continued)

*Primary Examiner* — Abraham Bahta

(74) *Attorney, Agent, or Firm* — Thomas C. Feix

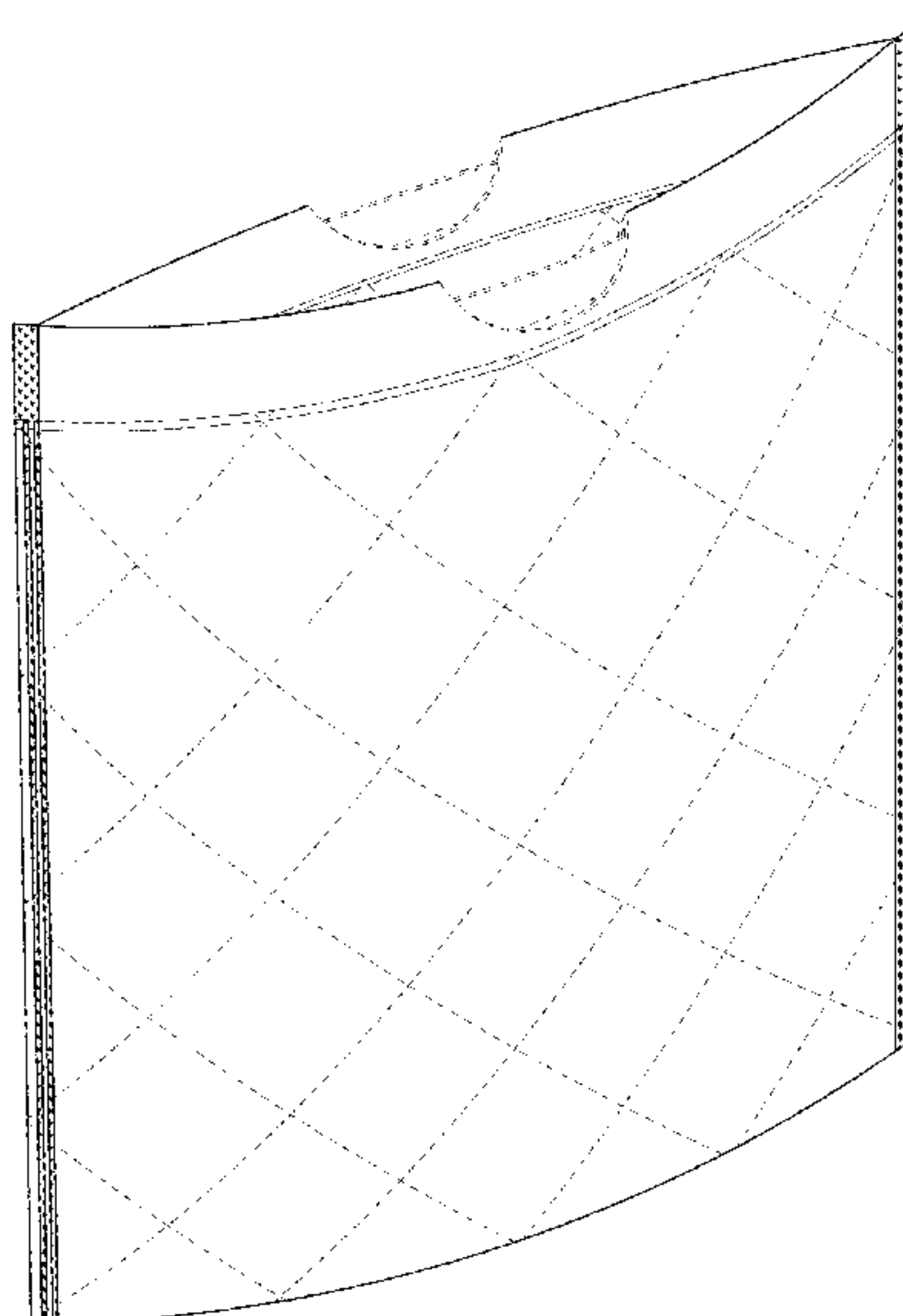
(57) **CLAIM**

The ornamental design for a bag, as shown and described.

**DESCRIPTION**

FIG. 1 is a top front perspective view of a bag showing the claimed design in an open configuration;  
FIG. 2 is a front view thereof in a closed configuration;  
FIG. 3 is a rear view thereof;  
FIG. 4 is a left side view thereof, the right side view being a mirror image thereof;  
FIG. 5 is a top view thereof; and,  
FIG. 6 is a bottom view thereof.  
The dashed broken lines in the figures show environment, which forms no part of the claimed design.  
The dot-dash broken lines and the portions between pairs of dot-dash lines that are broken away form no part of the claimed design. For ease of illustration, the dot-dash broken lines do not appear in FIG. 1.  
The figures are illustrated to show contrasting appearance. The gray-shaded portions of the bag have one appearance, and the non-shaded portions have a different appearance.

**1 Claim, 5 Drawing Sheets**



(56)

**References Cited**

U.S. PATENT DOCUMENTS

D801,192 S \* 10/2017 Yen ..... D9/706  
D848,860 S \* 5/2019 Sale ..... D9/706  
D878,929 S \* 3/2020 Rubio ..... D9/720

FOREIGN PATENT DOCUMENTS

JP 2006027697 A 2/2006  
JP 2012035885 A 2/2012  
JP 2016011132 A 2/2012  
JP 2015003754 A 1/2015  
JP 2015214351 A 12/2015

\* cited by examiner

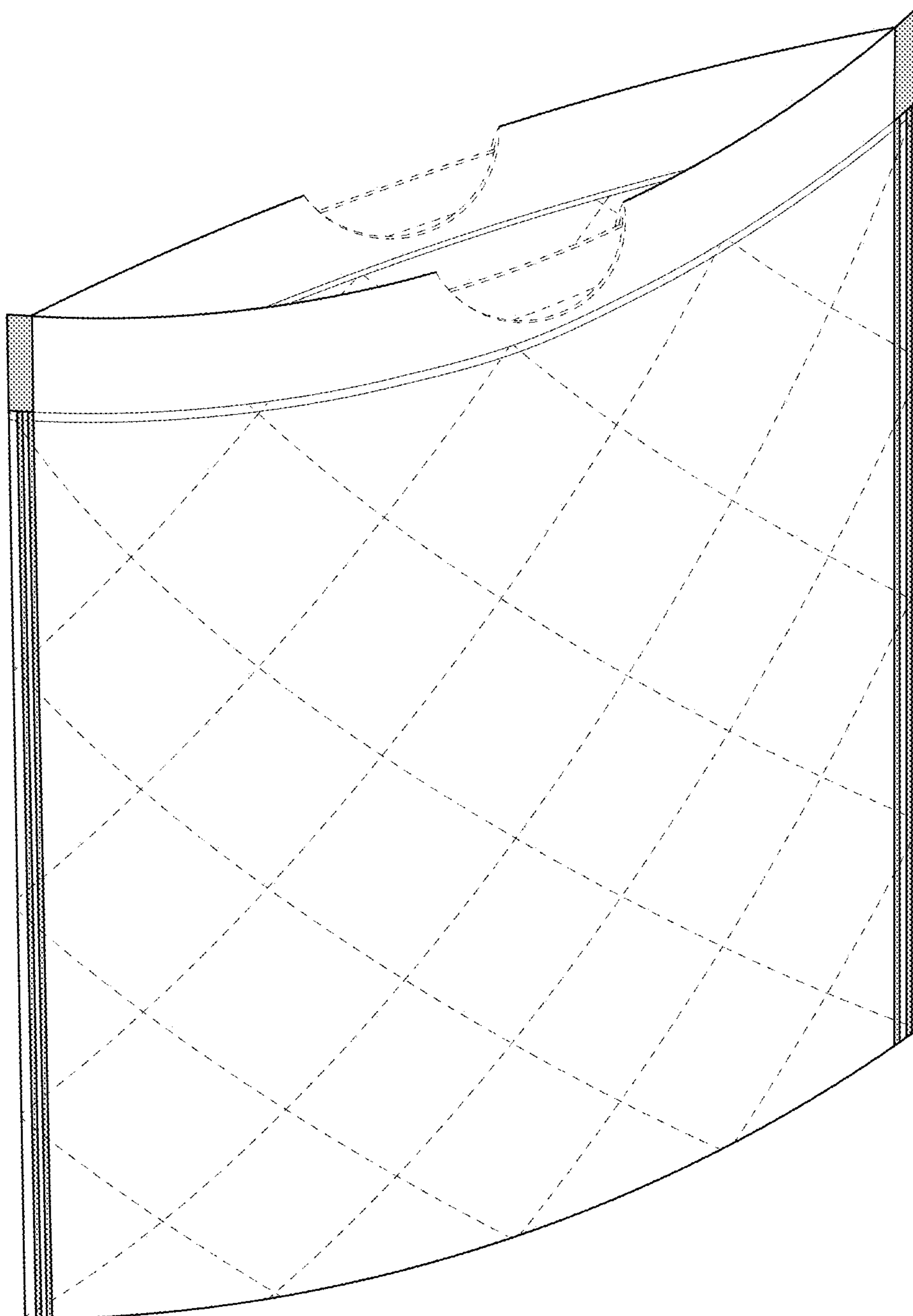




FIG. 1

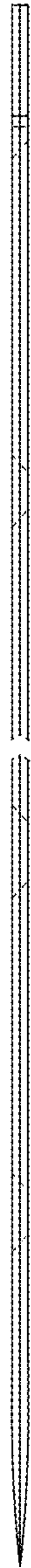


**FIG. 2**

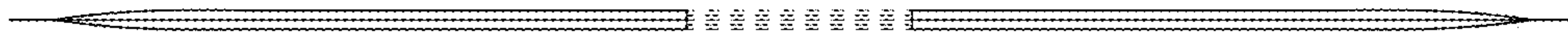





**FIG. 3**



**FIG. 4**



**FIG. 5**



**FIG. 6**