



US00D893310S

(12) **United States Design Patent** (10) **Patent No.:** **US D893,310 S**  
**Eble** (45) **Date of Patent:** **\*\* Aug. 18, 2020**

(54) **CONTAINER**  
(71) Applicant: **Pretium Packaging, L.L.C.**,  
Chesterfield, MO (US)  
(72) Inventor: **Raymond C. Eble**, Sugarloaf, PA (US)  
(73) Assignee: **Pretium Packaging, L.L.C.**,  
Chesterfield, MO (US)  
(\*\*) Term: **15 Years**

D405,639 S \* 2/1999 Clark ..... D7/515  
D409,443 S 5/1999 Clark  
D415,929 S 11/1999 D'Arrigo  
D419,389 S \* 1/2000 Hansen ..... D7/628  
D431,183 S 9/2000 Beals  
D469,572 S 1/2003 Franzblau  
D474,593 S \* 5/2003 Bond ..... D7/515  
D511,654 S 11/2005 Bailey  
D513,686 S 1/2006 Bailey  
D550,095 S \* 9/2007 De Oliveira Neto ..... D9/519  
D575,965 S \* 9/2008 Weldon ..... D6/665

(Continued)

(21) Appl. No.: **29/690,010**  
(22) Filed: **May 3, 2019**  
(51) **LOC (12) Cl.** ..... **09-01**  
(52) **U.S. Cl.**  
USPC ..... **D9/668**; D9/519; D9/548  
(58) **Field of Classification Search**  
USPC ..... D9/600, 668, 500-505, 516, 519-521,  
D9/548-551; 206/457, 494, 459.5, 527,  
206/540; 229/116.1; 215/381-384, 400;  
D7/514-521, 539, 544, 571, 594, 599,  
D7/604, 606, 613, 619.2, 623, 625,  
D7/628-630, 391-392.1, 396.4;  
D3/270-271.8  
CPC ..... B65D 67/00; B65D 81/36; B65D 81/60;  
B65D 81/368; B65D 37/00; B65D 5/42;  
B65D 5/4208; B65D 77/00; A63H 33/10;  
A63H 33/16  
See application file for complete search history.

**OTHER PUBLICATIONS**

Baseball Themed Container-12-BB-IdeaStage Promotional Products, available at <<https://www.ideastage.com/Baseball-Themed-Container-712710426>>; accessed Apr. 16, 2019; 2 pgs.

*Primary Examiner* — Sandra L Morris

(74) *Attorney, Agent, or Firm* — Armstrong Teasdale LLP

(57) **CLAIM**

I claim the ornamental design for a container, as shown and described.

**DESCRIPTION**

FIG. 1 is a perspective view of a container showing the new design.

FIG. 2 is a front view thereof.

FIG. 3 is a rear view thereof.

FIG. 4 is right side view thereof.

FIG. 5 is a left side view thereof.

FIG. 6 is a top view thereof.

FIG. 7 is a bottom view thereof; and,

FIG. 8 is a cross-sectional view thereof taken along line "8-8" of FIG. 3.


In these drawings, the solid lines illustrate the claimed ornamental design, whereas the broken lines illustrate portions of the container that form no part of the claimed design.

(56) **References Cited**

**U.S. PATENT DOCUMENTS**

D283,009 S 3/1986 Jennette  
D287,767 S \* 1/1987 Simmons ..... D7/901  
D292,462 S \* 10/1987 Petrsek ..... D7/515  
D329,539 S \* 9/1992 Klien ..... D3/271.9  
D340,076 S 10/1993 Turner  
D376,730 S 12/1996 Hurst  
D394,884 S 6/1998 Paolucci

**1 Claim, 8 Drawing Sheets**



(56)

**References Cited**

U.S. PATENT DOCUMENTS

D586,187 S	2/2009	Sax	
D594,701 S	6/2009	Sax	
D599,157 S	9/2009	Stein	
D642,466 S	8/2011	Azar	
D642,479 S *	8/2011	Azar .....	D9/668
D664,860 S *	8/2012	Gelin .....	D9/668
D665,266 S	8/2012	Gelin	
D671,011 S *	11/2012	Sanders .....	D9/668
D680,005 S	4/2013	Eble	
D702,040 S	4/2014	Bozzi	
D704,567 S *	5/2014	Sanders .....	D9/668
D712,277 S *	9/2014	Marra .....	D9/668
D798,498 S	9/2017	Decubellis	
D869,905 S *	12/2019	Paulin .....	D7/515

\* cited by examiner




FIG. 1

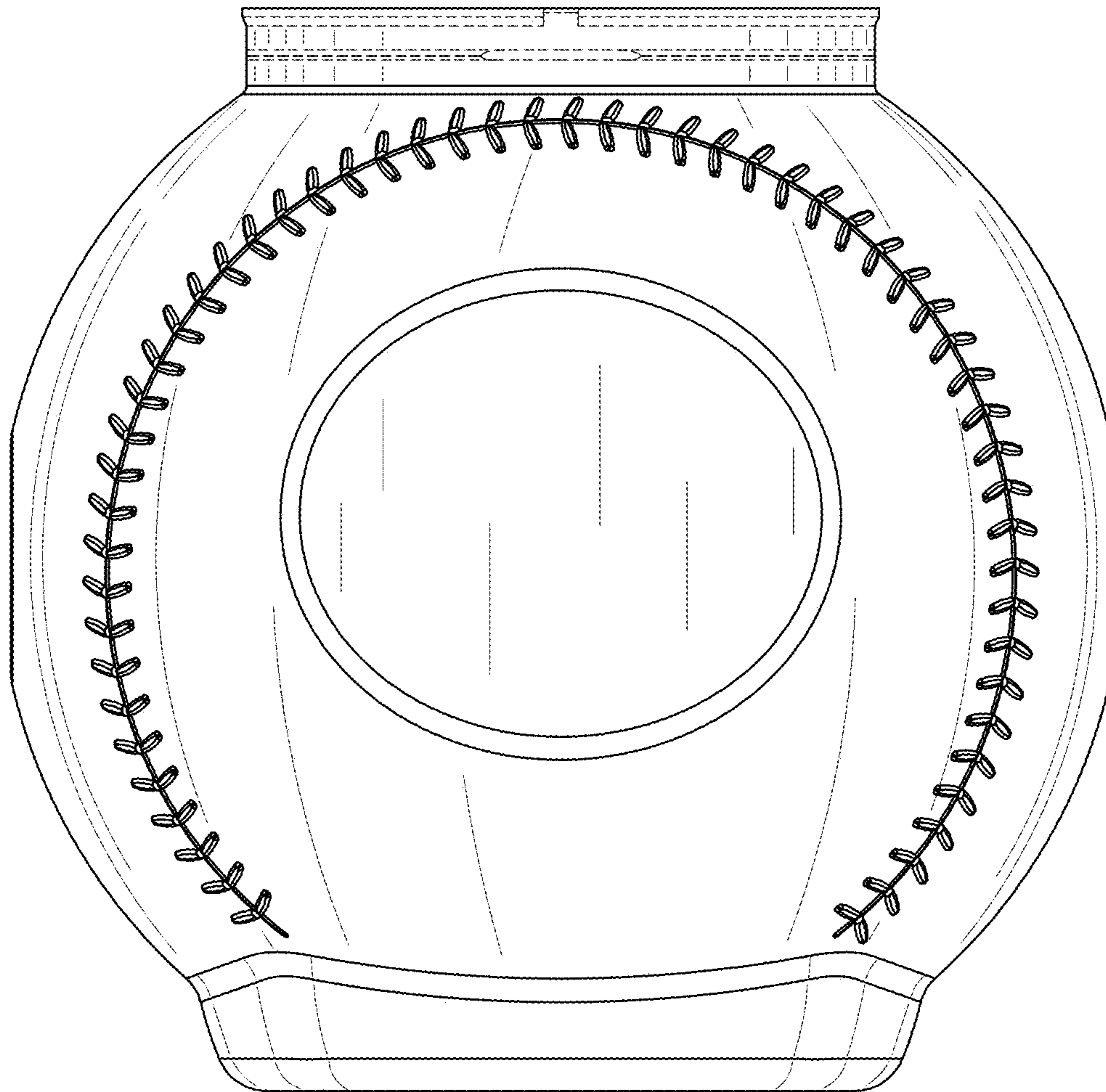


FIG. 2

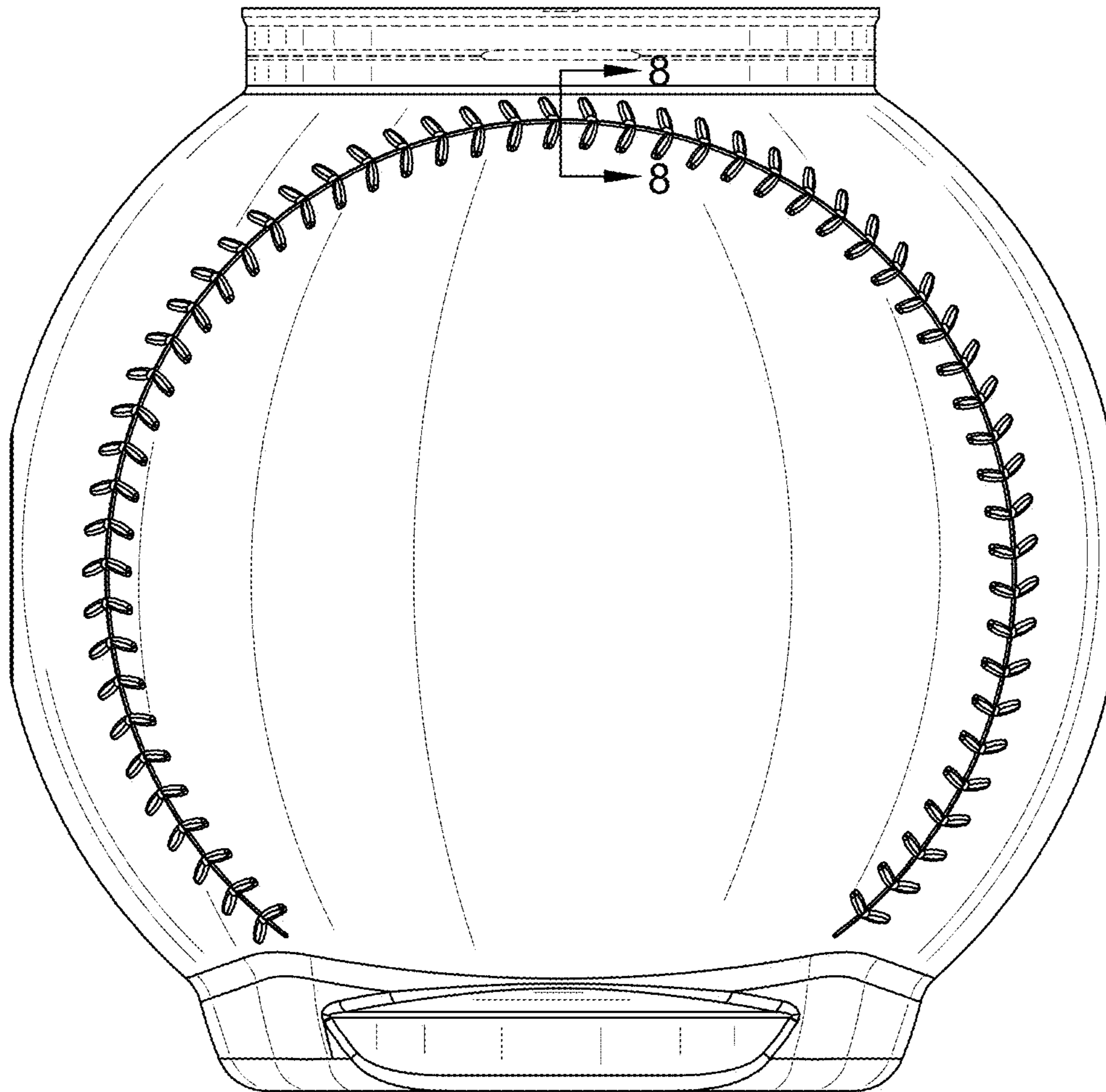


FIG. 3

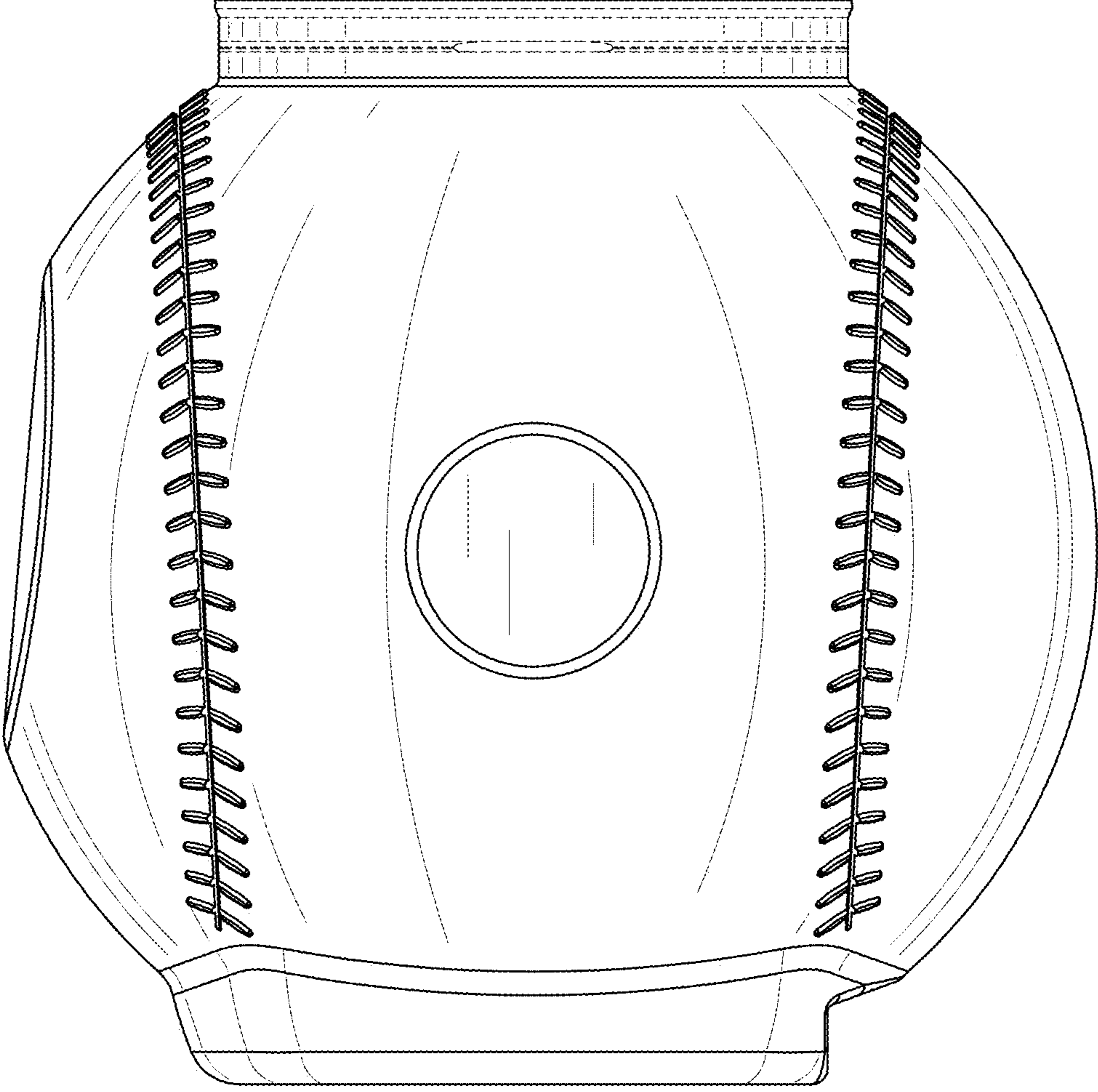


FIG. 4

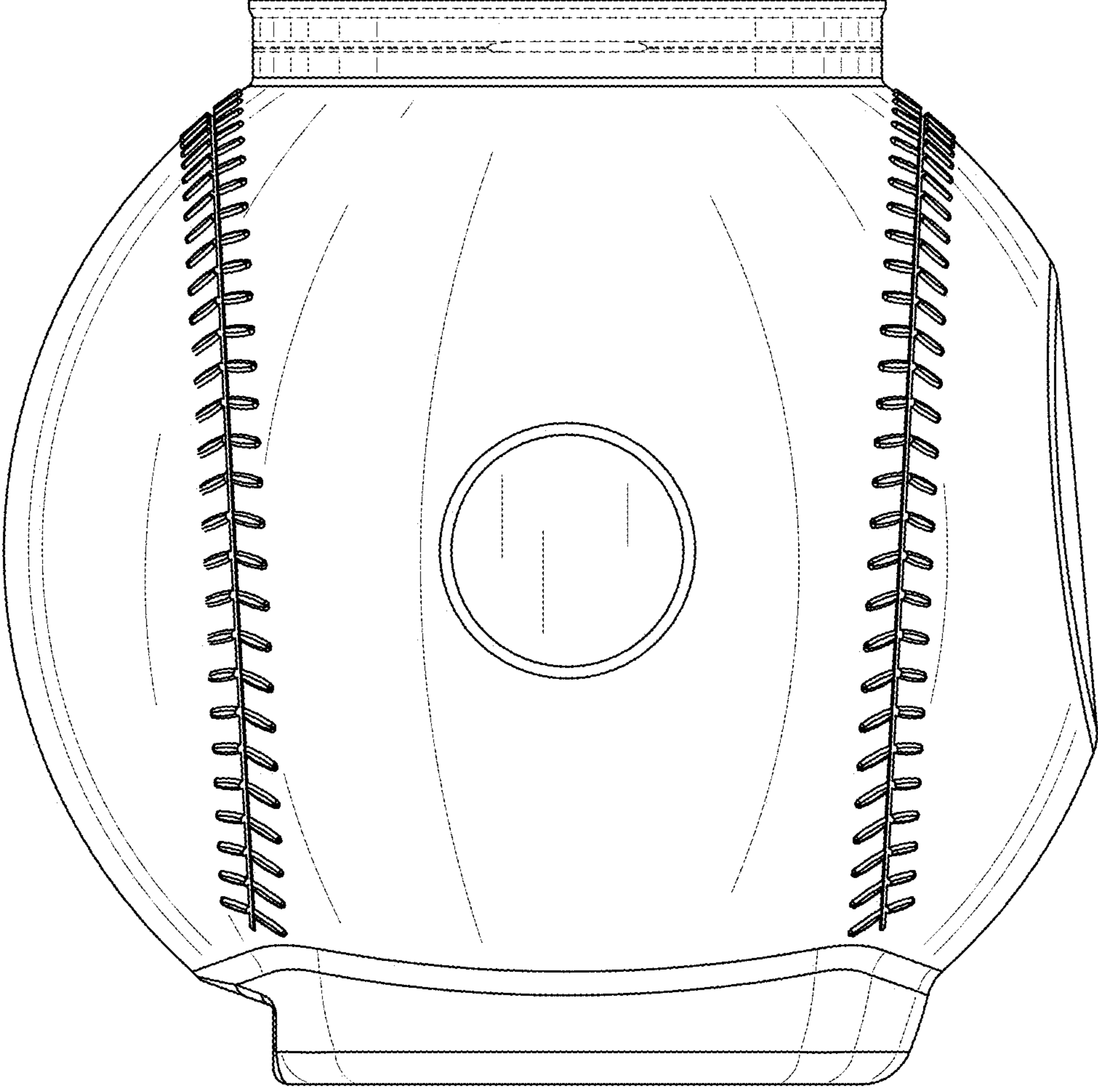


FIG. 5

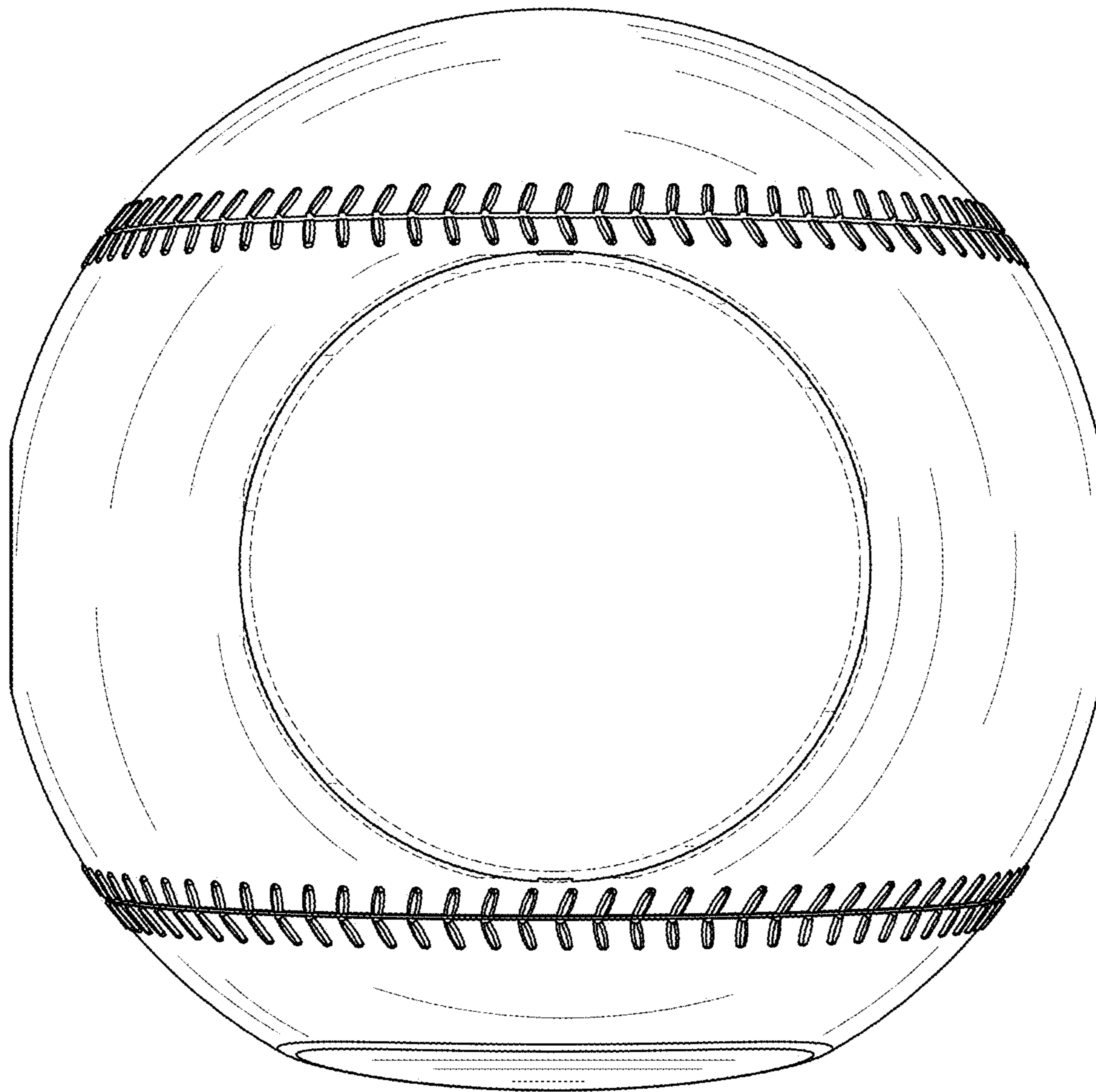


FIG. 6



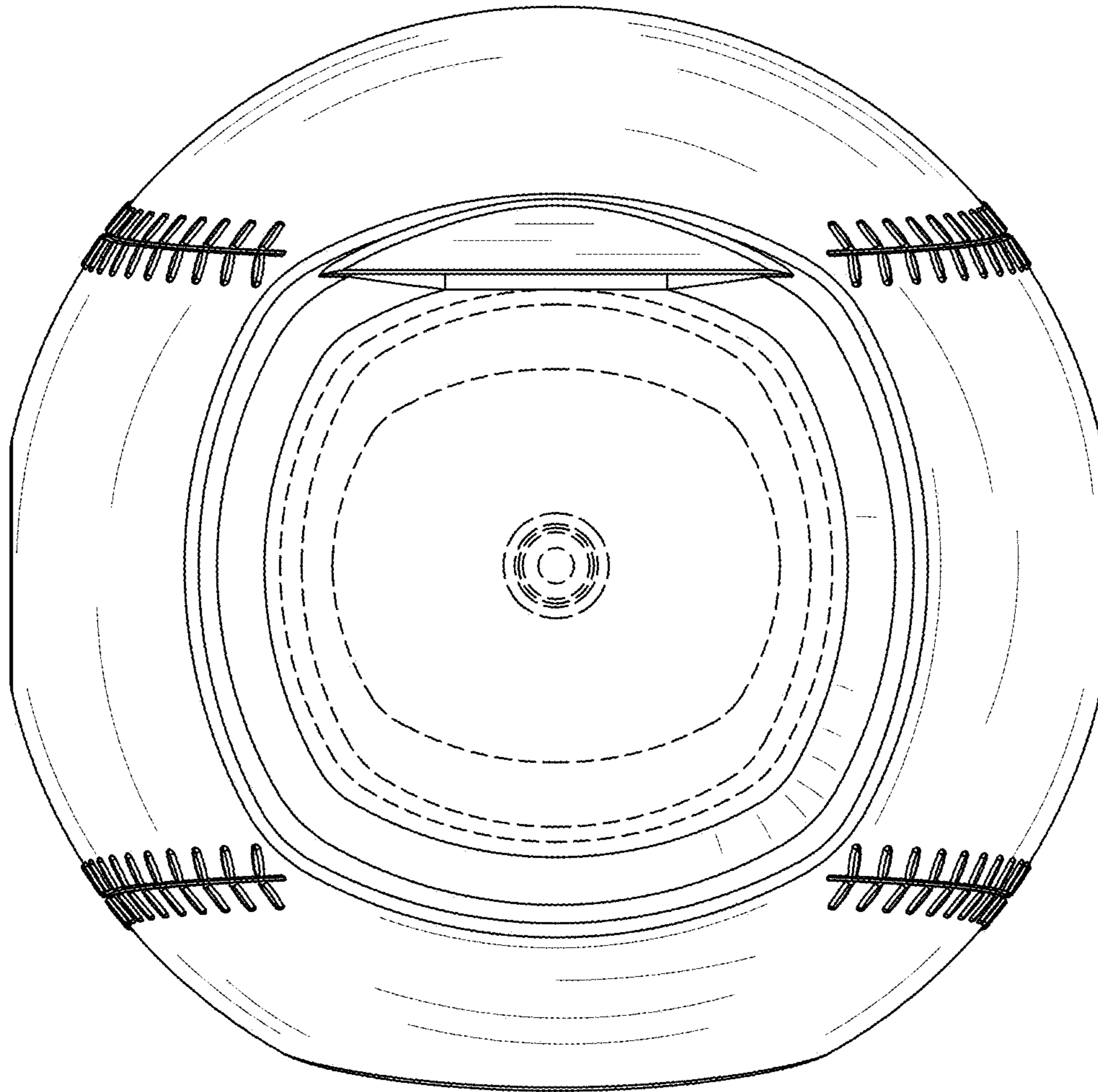


FIG. 7

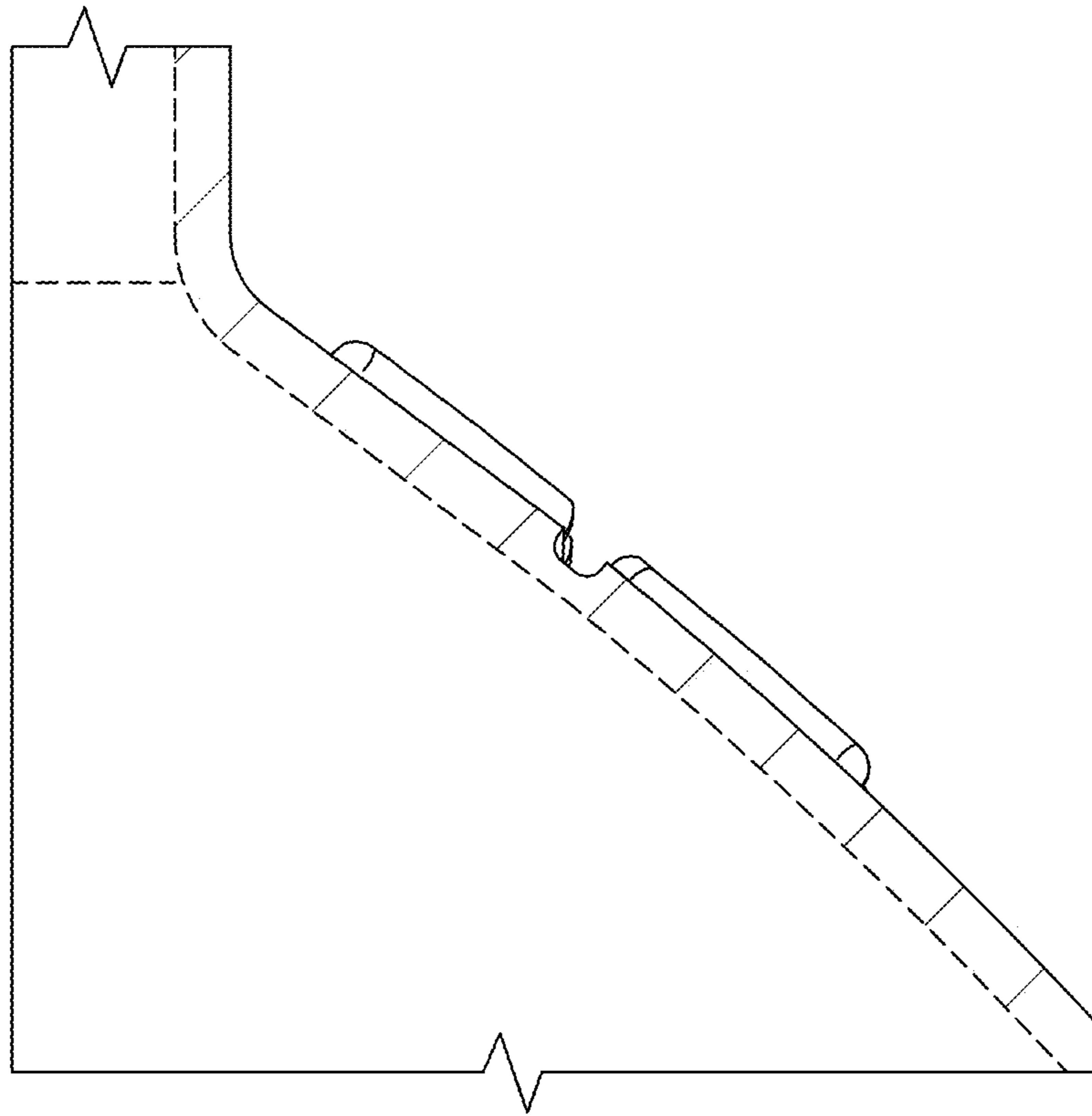


FIG. 8