



US00D893277S

(12) **United States Design Patent**  
**Epstein**

(10) **Patent No.:** **US D893,277 S**

(45) **Date of Patent:** **\*\* Aug. 18, 2020**

- (54) **ROTARY CUTTING TOOL** 8,701,536 B2 \* 4/2014 Heyen ..... B23D 61/026  
83/835
- (71) Applicant: **Epstein Industrial Supply, Inc.,** D746,654 S \* 1/2016 Gillet ..... D8/70  
Canoga Park, CA (US) D746,655 S \* 1/2016 Wackwitz ..... D8/70  
9,227,342 B2 \* 1/2016 Hoang ..... B23D 61/04
- (72) Inventor: **Jon Epstein,** Canoga Park, CA (US) D782,261 S \* 3/2017 Guth ..... D8/20  
D860,747 S \* 9/2019 Russo ..... D8/70  
D871,878 S \* 1/2020 Pozzo ..... D8/70  
D871,879 S \* 1/2020 Sun ..... D8/70
- (73) Assignee: **Epstein Industrial Supply, Inc.,** 2006/0213495 A1 \* 9/2006 Gaida ..... B23D 61/025  
Canoga Park, CA (US) 125/15
- (\*\*) Term: **15 Years** 2008/0202488 A1 \* 8/2008 Kim ..... B24D 5/123  
125/15

(21) Appl. No.: **29/666,751**

(22) Filed: **Oct. 16, 2018**

(51) **LOC (12) Cl.** ..... **08-05**

(52) **U.S. Cl.**  
USPC ..... **D8/70; D15/133**

(58) **Field of Classification Search**  
USPC ..... D8/20, 66, 70; D15/133, 138, 139  
CPC ..... B23D 61/006; B23D 65/00; B26D 7/086;  
B26D 7/2614

See application file for complete search history.

\* cited by examiner

*Primary Examiner* — Darlington Ly

(74) *Attorney, Agent, or Firm* — Gerald E. Hespos;  
Michael J. Porco; Matthew T. Hespos

(57) **CLAIM**

The ornamental design for a rotary cutting tool, as shown and described.

**DESCRIPTION**

FIG. 1 is a perspective view of a rotary cutting tool in accordance with my design;

FIG. 2 is a top plan view of the rotary cutting tool of FIG. 1;

FIG. 3 is a bottom plan view thereof;

FIG. 4 is a side elevational view thereof taken from the right side of FIG. 1;

FIG. 5 is a side elevational view thereof taken from the left side of FIG. 1;

FIG. 6 is a front elevational view thereof; and,

FIG. 7 is a rear elevational view thereof.

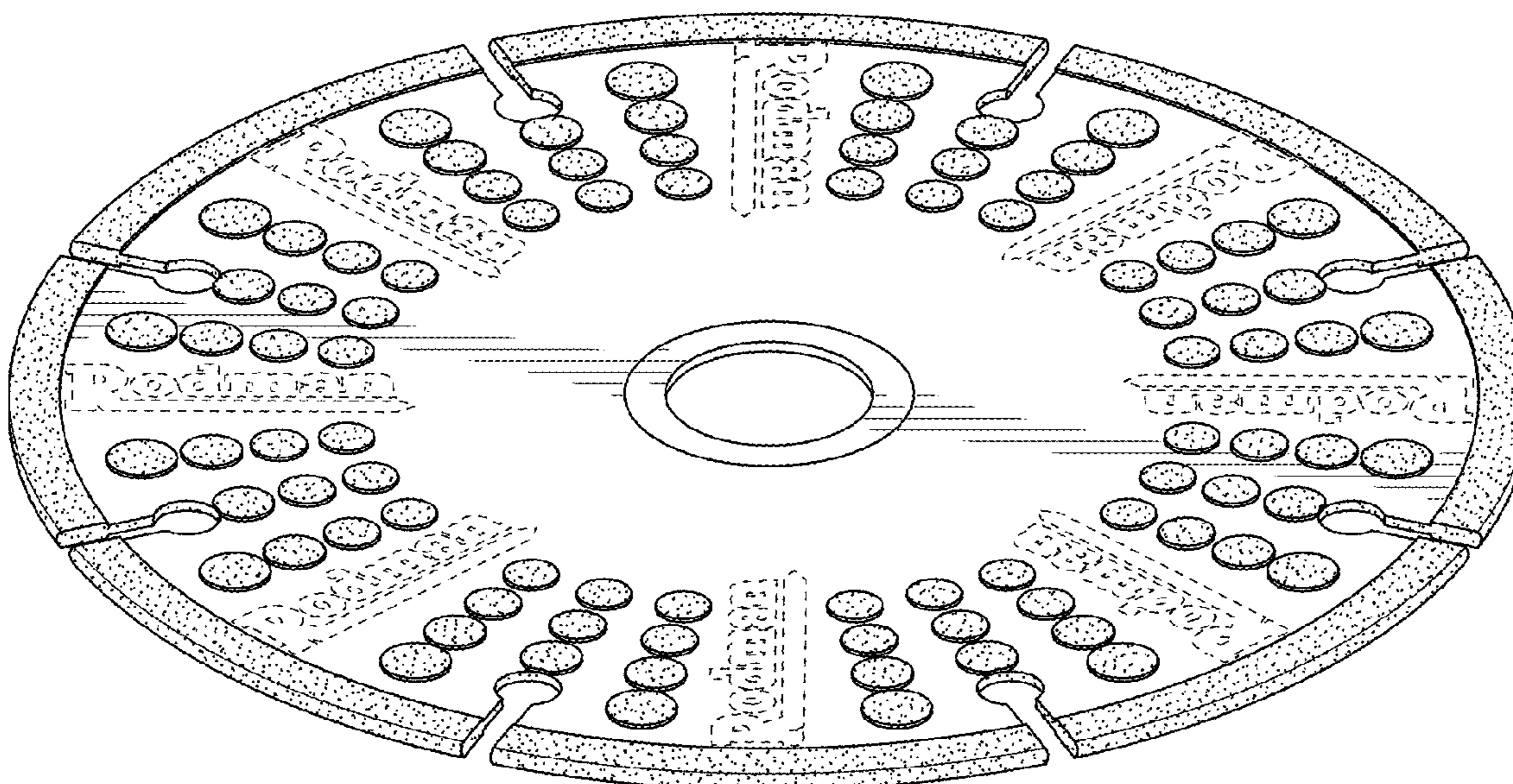
The broken lines in FIGS. 1-3 illustrate portions of the rotary cutting tool and form no part of the claimed design.

**1 Claim, 4 Drawing Sheets**

(56) **References Cited**

**U.S. PATENT DOCUMENTS**

- 3,128,755 A \* 4/1964 Benson ..... B28D 1/121  
125/15
- D277,486 S \* 2/1985 Yanagiura ..... D15/126
- 4,550,708 A \* 11/1985 Roemmele ..... B23D 61/021  
125/15
- 6,796,210 B2 \* 9/2004 Baron ..... B23D 61/025  
125/13.01
- 6,878,051 B2 \* 4/2005 Brach ..... B23D 61/021  
451/542
- D513,952 S \* 1/2006 Lee ..... D8/70
- D526,553 S \* 8/2006 Um ..... D8/70
- D579,297 S \* 10/2008 Jeiziner ..... D8/70
- D638,863 S \* 5/2011 Huh ..... D15/126
- 8,568,205 B2 \* 10/2013 Gosamo ..... B24D 7/066  
451/547



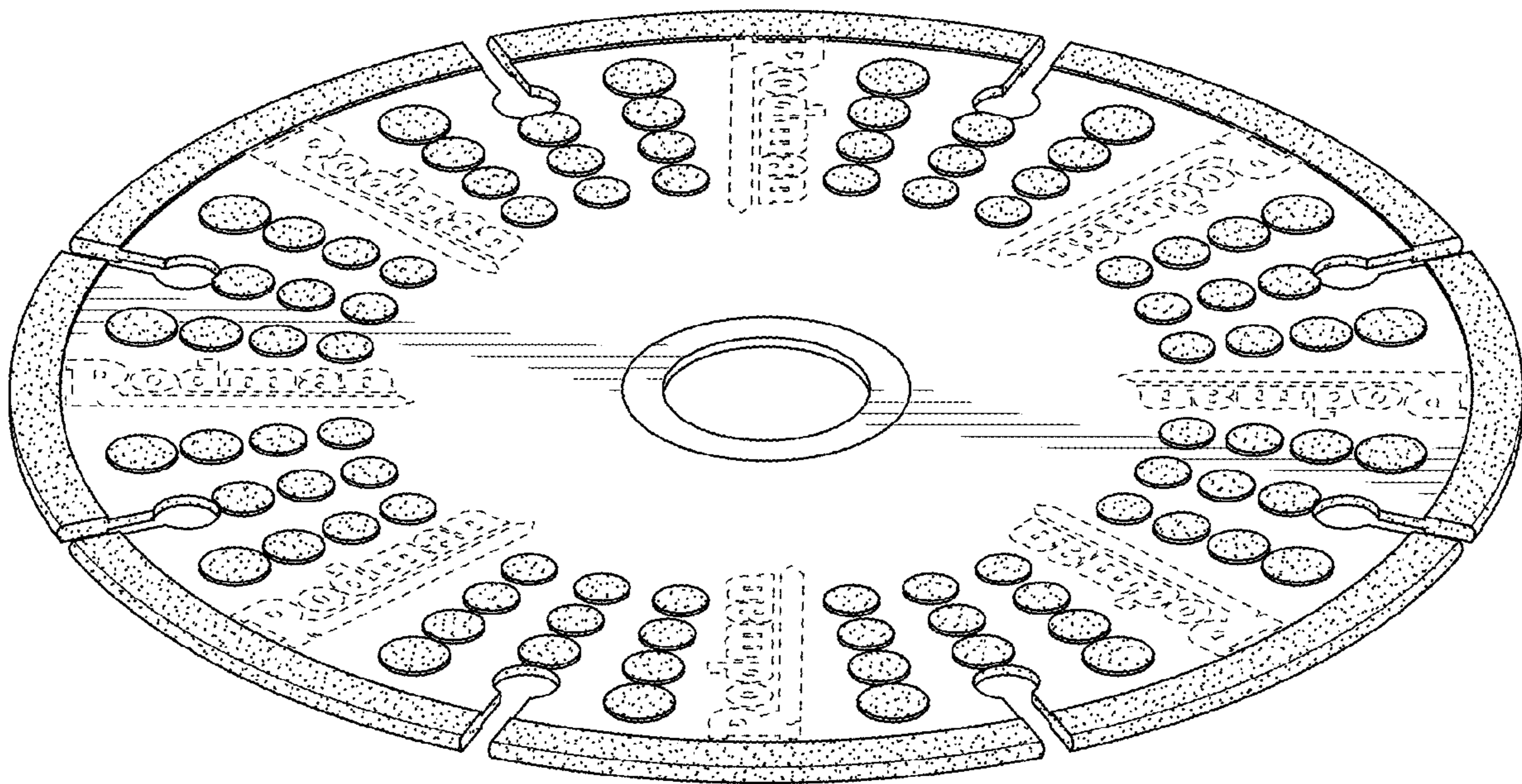


FIG. 1

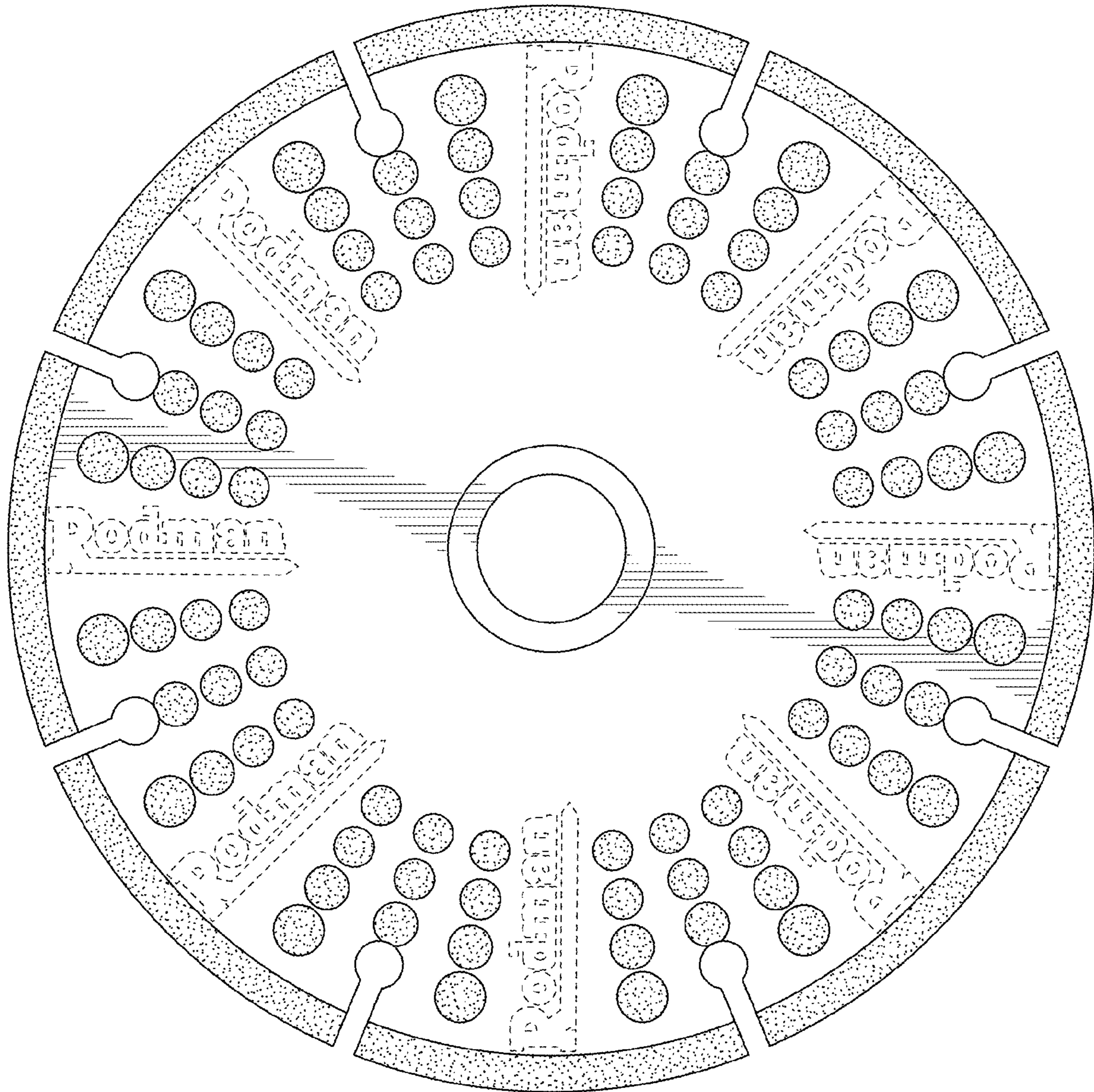


FIG. 2

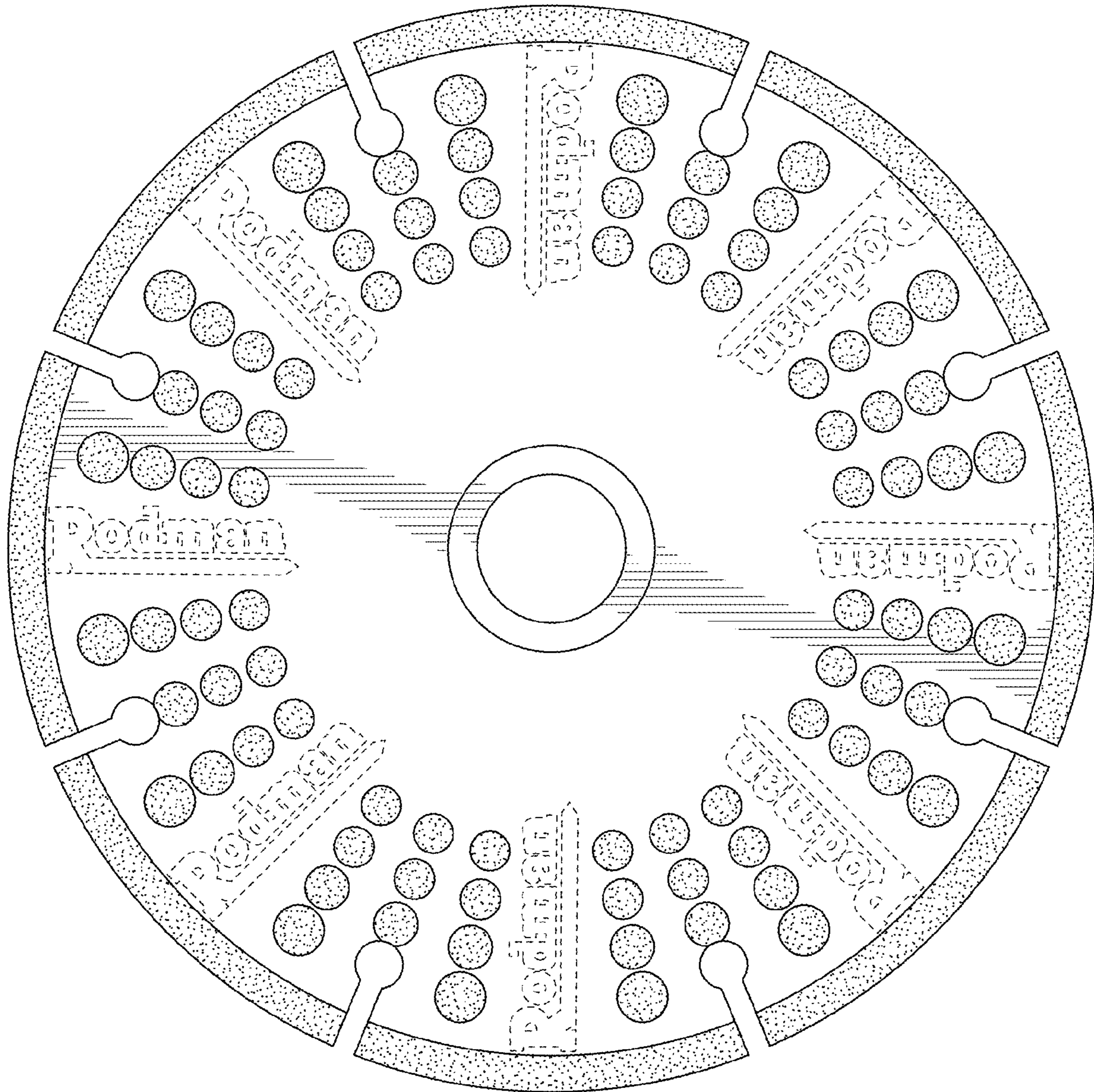


FIG. 3



FIG. 4



FIG. 5



FIG. 6




FIG. 7