



US00D893260S

(12) **United States Design Patent** (10) **Patent No.:** **US D893,260 S**  
**Tyler** (45) **Date of Patent:** **\*\* Aug. 18, 2020**

(54) <b>CUP WITH STRAW</b>	D715,099 S * 10/2014 Lv ..... D7/510
	D758,133 S * 6/2016 Peng ..... D7/510
(71) Applicant: <b>BROTHER MAX INTERNATIONAL HOLDINGS LIMITED</b> , Providence, Mahe (SC)	D789,745 S * 6/2017 Rashid ..... D7/523
	D801,117 S * 10/2017 Valderrama ..... D7/510
	D815,905 S * 4/2018 Schlegel ..... D7/510
	D821,816 S * 7/2018 Racamier ..... D7/511
	D823,061 S * 7/2018 Murosky ..... D7/510
(72) Inventor: <b>Daniel Jason Tyler</b> , Newport Pagnell (GB)	D829,054 S * 9/2018 Breit ..... D7/510
	D842,040 S * 3/2019 Lou ..... D7/511
	D851,457 S * 6/2019 Han ..... D7/510
	D856,806 S * 8/2019 Maier ..... D9/516
(73) Assignee: <b>BROTHER MAX INTERNATIONAL HOLDINGS LIMITED</b> , Providence, Mahe (SC)	D858,198 S * 9/2019 Hsu ..... D7/511
	2016/0120343 A1 * 5/2016 Liang ..... A47G 19/2266 220/303

(\*\*) Term: **15 Years**

\* cited by examiner

(21) Appl. No.: **29/645,567**

*Primary Examiner* — Susan E Krakower  
*Assistant Examiner* — Andrew Kerr

(22) Filed: **Apr. 27, 2018**

(74) *Attorney, Agent, or Firm* — Epstein Drangel LLP;  
Robert L. Epstein

(30) **Foreign Application Priority Data**

Apr. 3, 2018 (EM) ..... 005176534-0003

(51) **LOC (12) Cl.** ..... **07-01**

(52) **U.S. Cl.**  
USPC ..... **D7/511; D9/531**

(58) **Field of Classification Search**  
USPC ..... D7/509–511, 523, 533, 536, 543, 588,  
D7/300.1, 591, 598; D9/516, 523, 549,  
D9/551, 559, 564, 531  
CPC ..... A47G 19/22; A47G 19/2222; A47G  
19/2266; A47G 19/2272; A45F 3/16;  
A45F 2003/163; B65D 47/066; A47J  
43/27

See application file for complete search history.

(56) **References Cited**

**U.S. PATENT DOCUMENTS**

D666,874 S \* 9/2012 Sakulsacha ..... D7/510  
D692,724 S \* 11/2013 Smiedt ..... D7/510

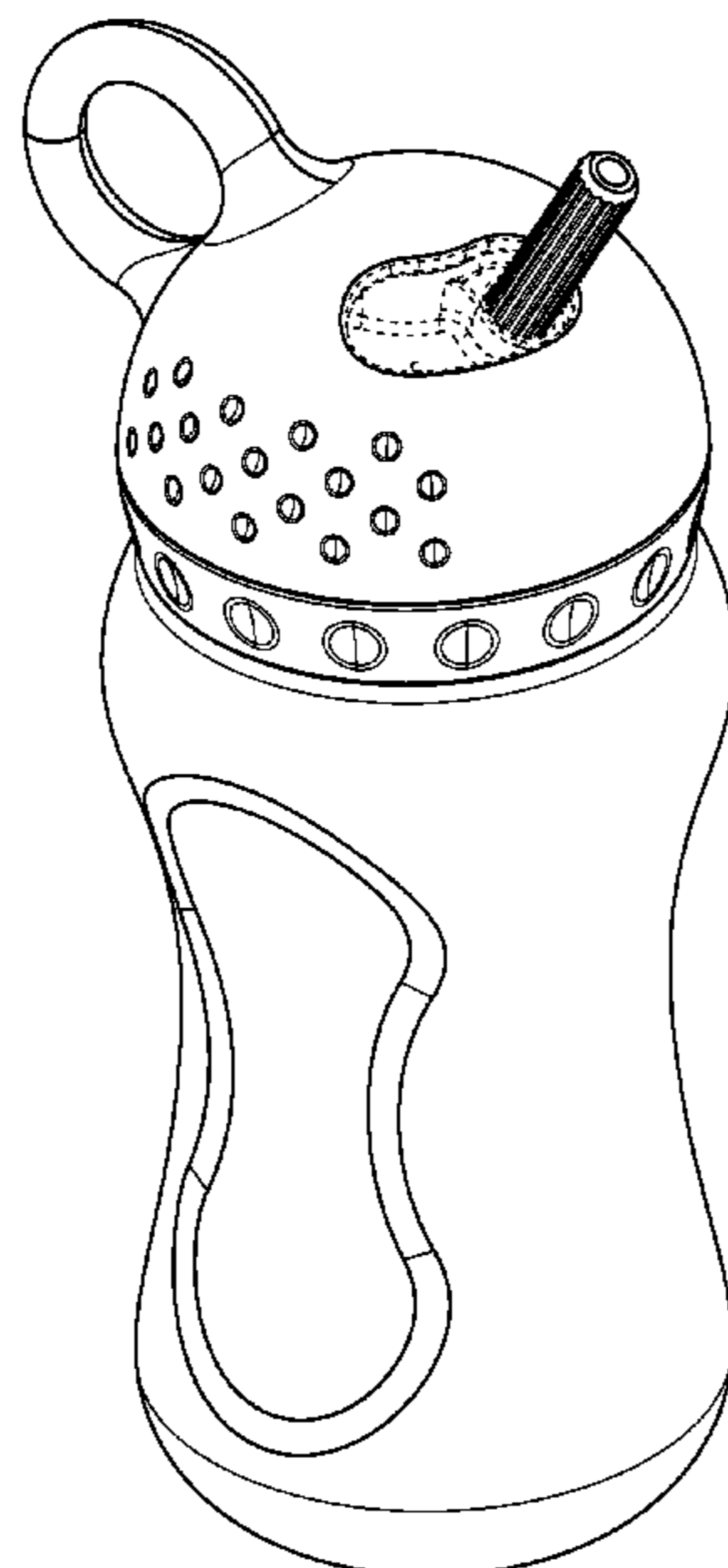
(57) **CLAIM**

The ornamental design for a cup with straw, substantially as shown and described.

**DESCRIPTION**

FIG. 1 is a front, top and left side perspective view of a cup with straw showing my new design;  
FIG. 2 is a left side elevation view thereof;  
FIG. 3 is a right side elevation view thereof;  
FIG. 4 is a rear elevation view thereof;  
FIG. 5 is a front elevation view thereof;  
FIG. 6 is a top plan view thereof; and,  
FIG. 7 is a bottom plan view thereof.  
The broken lines in the drawings depict portions of the cup with straw that form no part of the present invention.

**1 Claim, 6 Drawing Sheets**



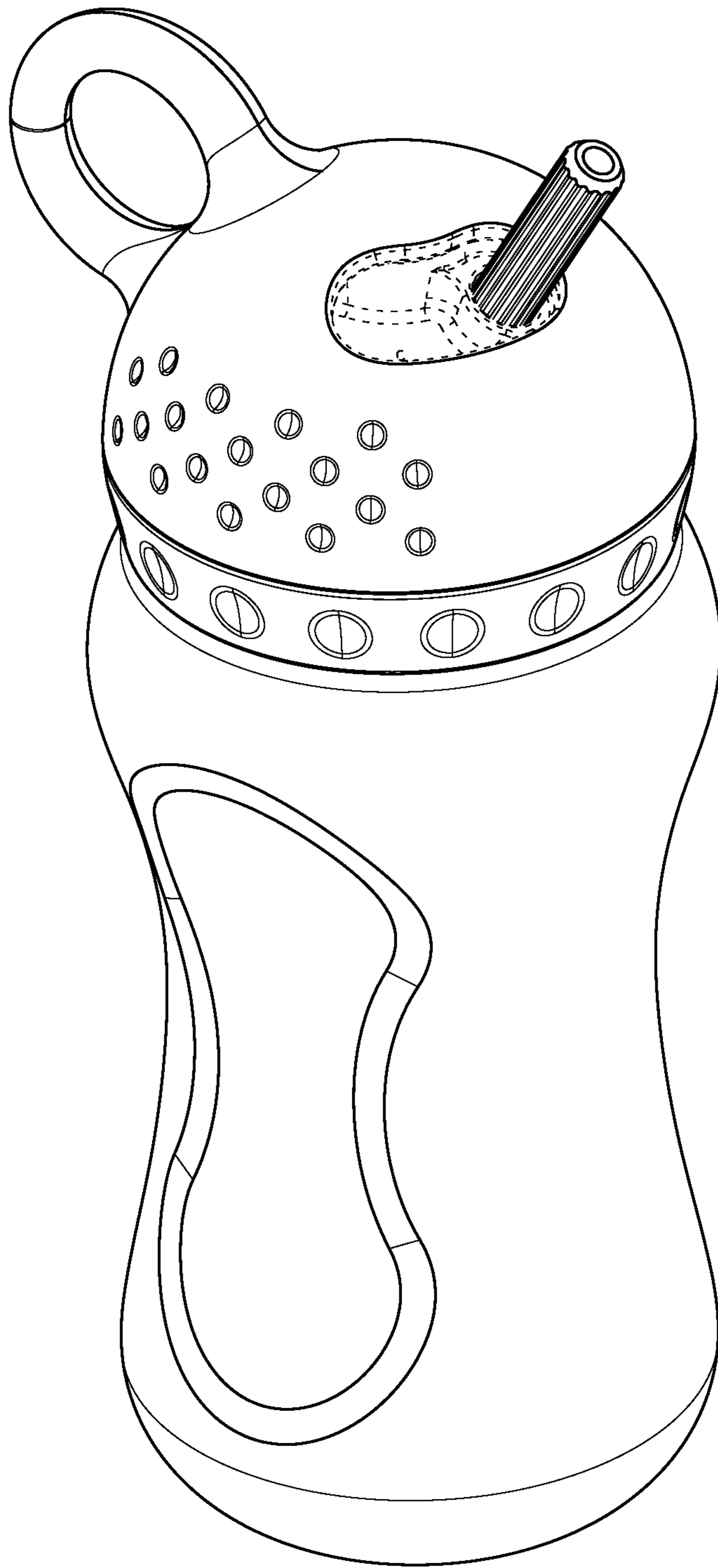


FIG. 1

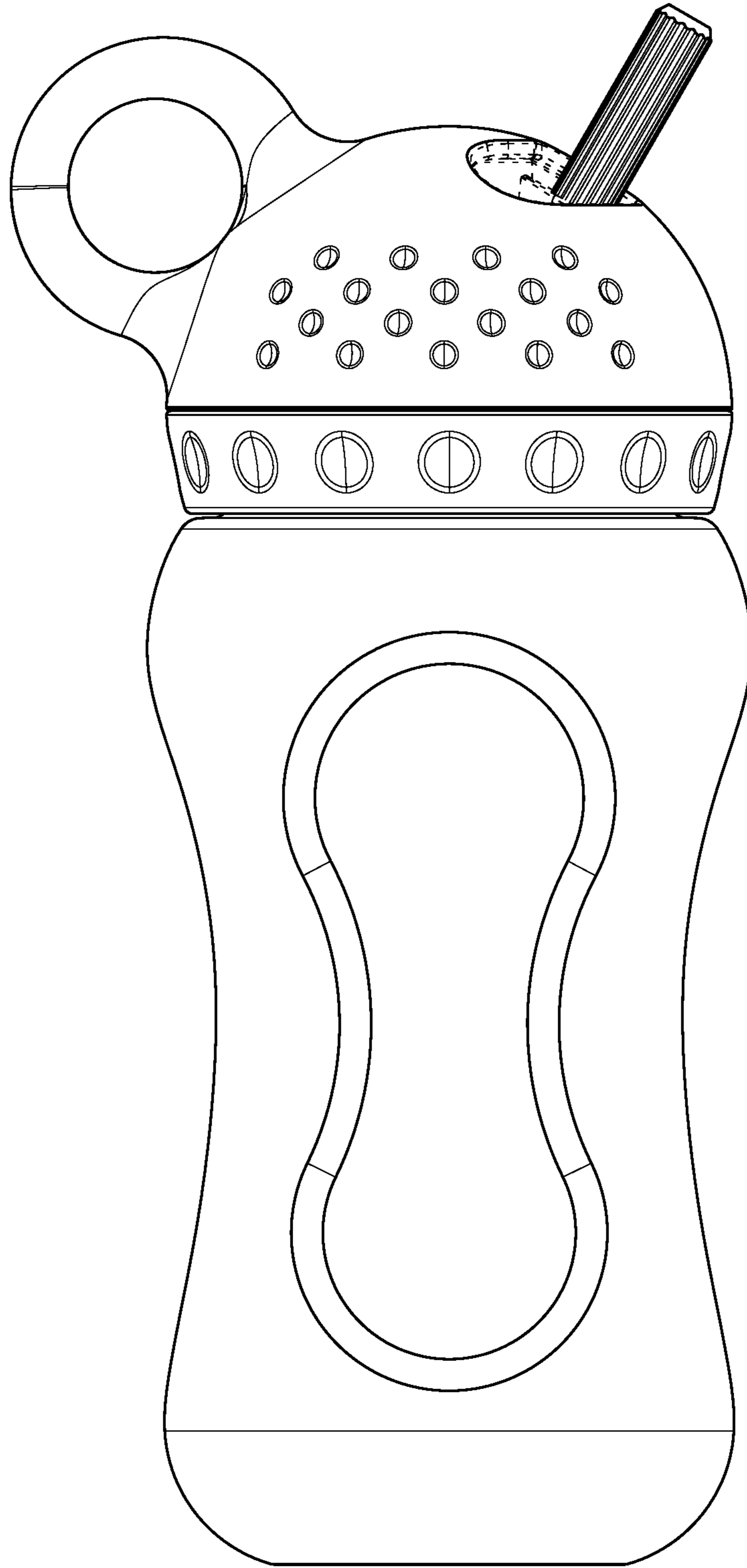


FIG. 2

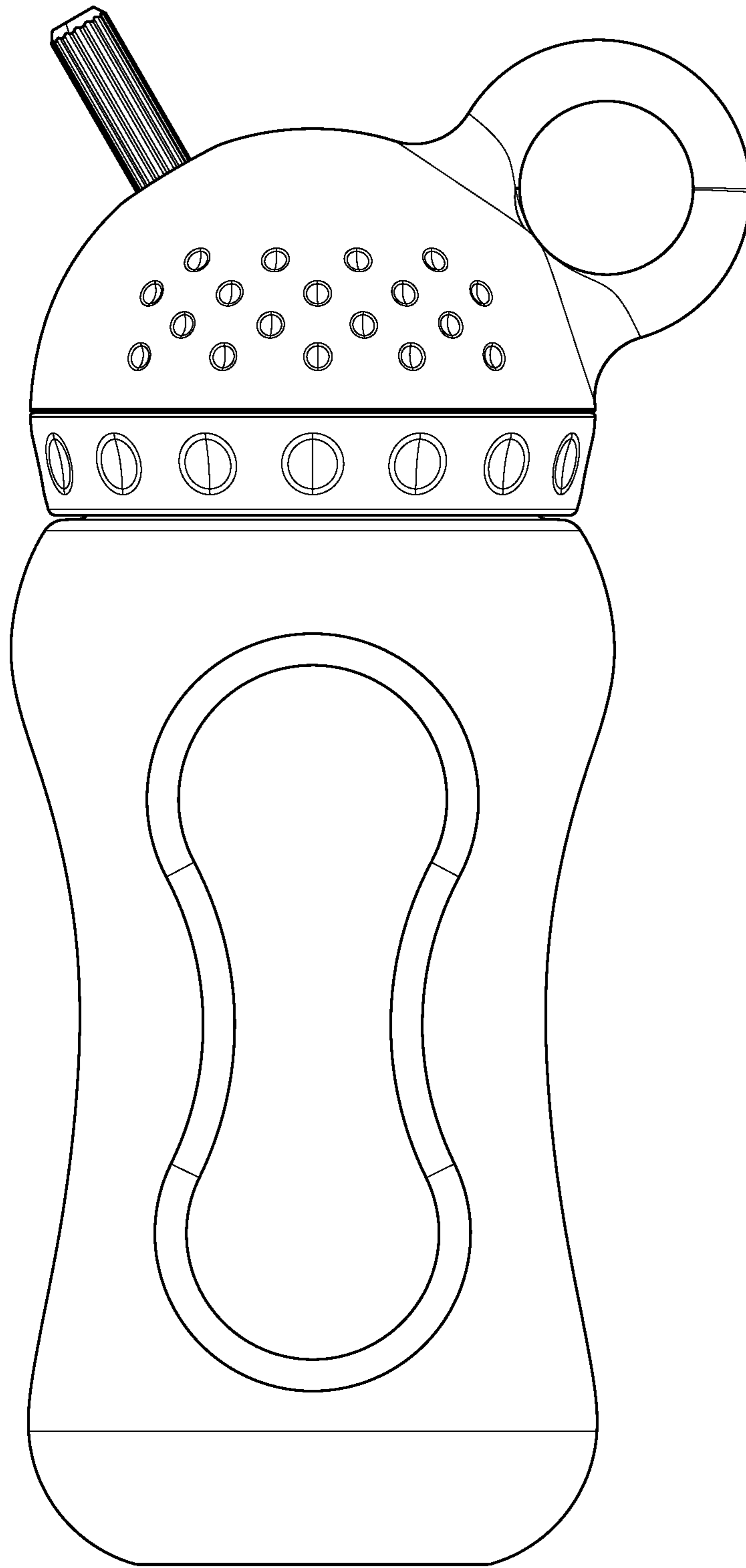


FIG. 3

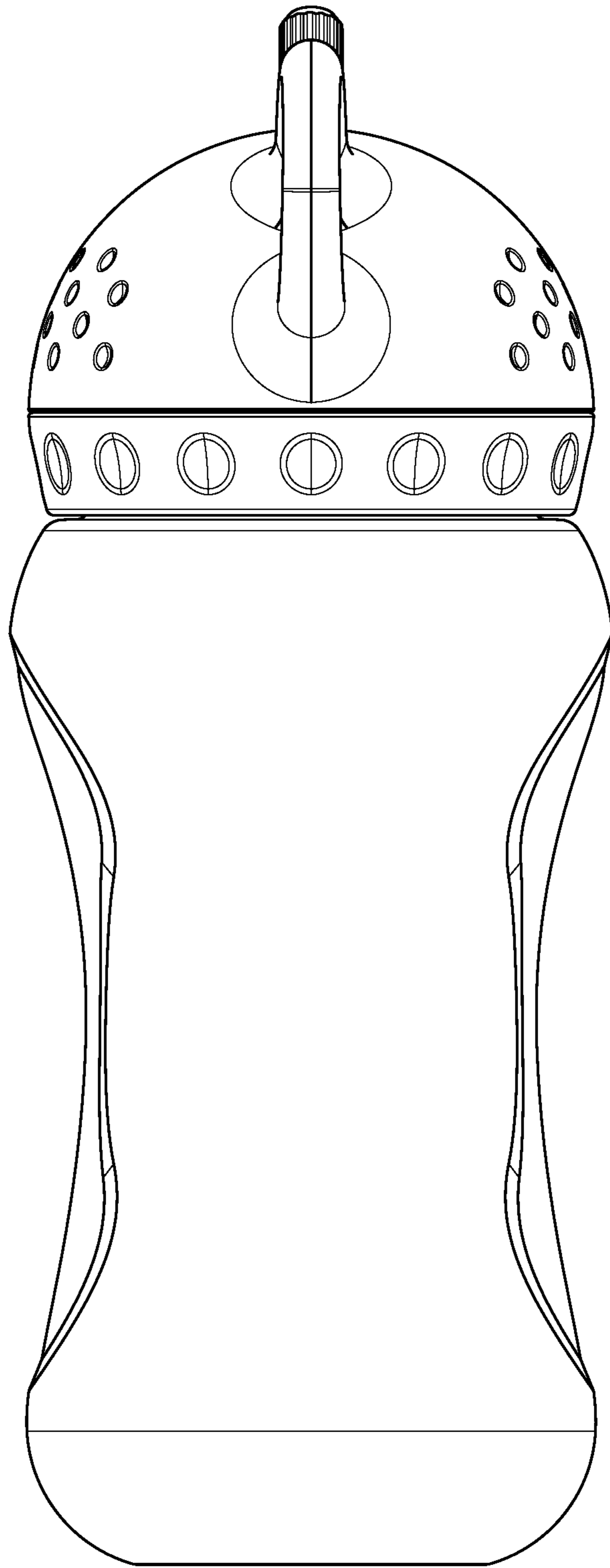


FIG. 4

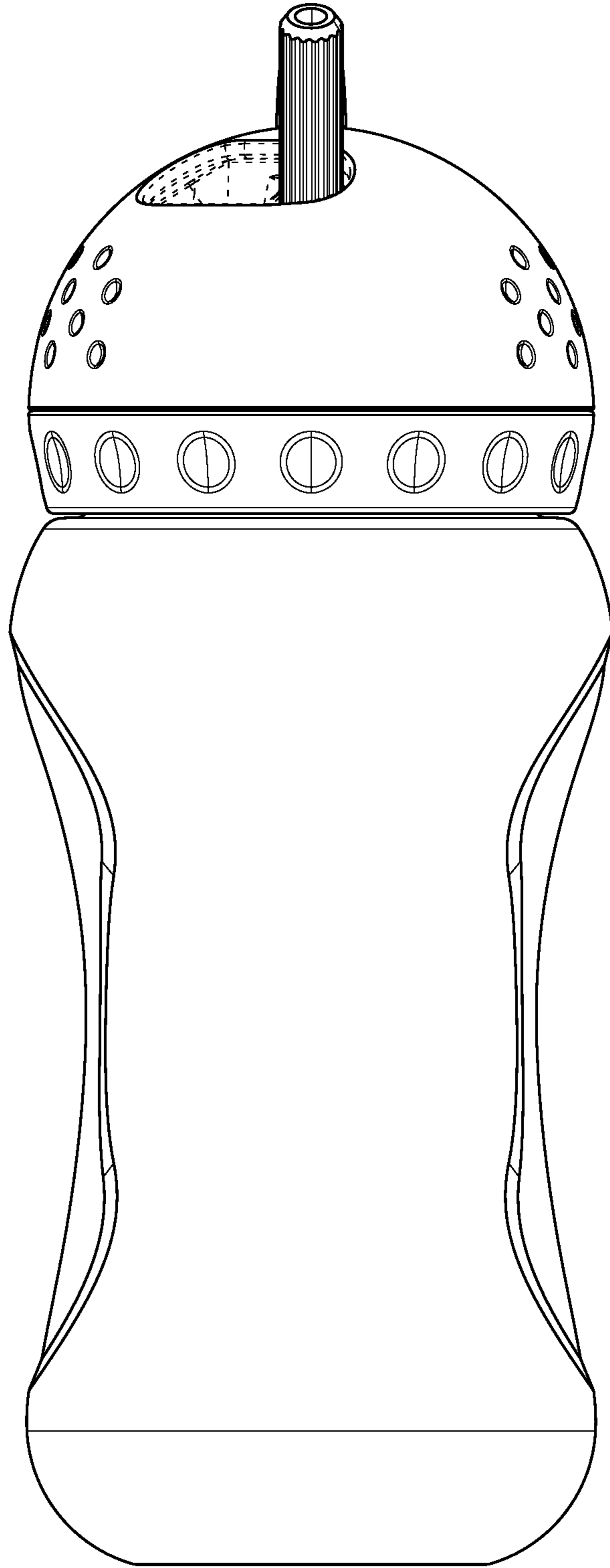


FIG. 5



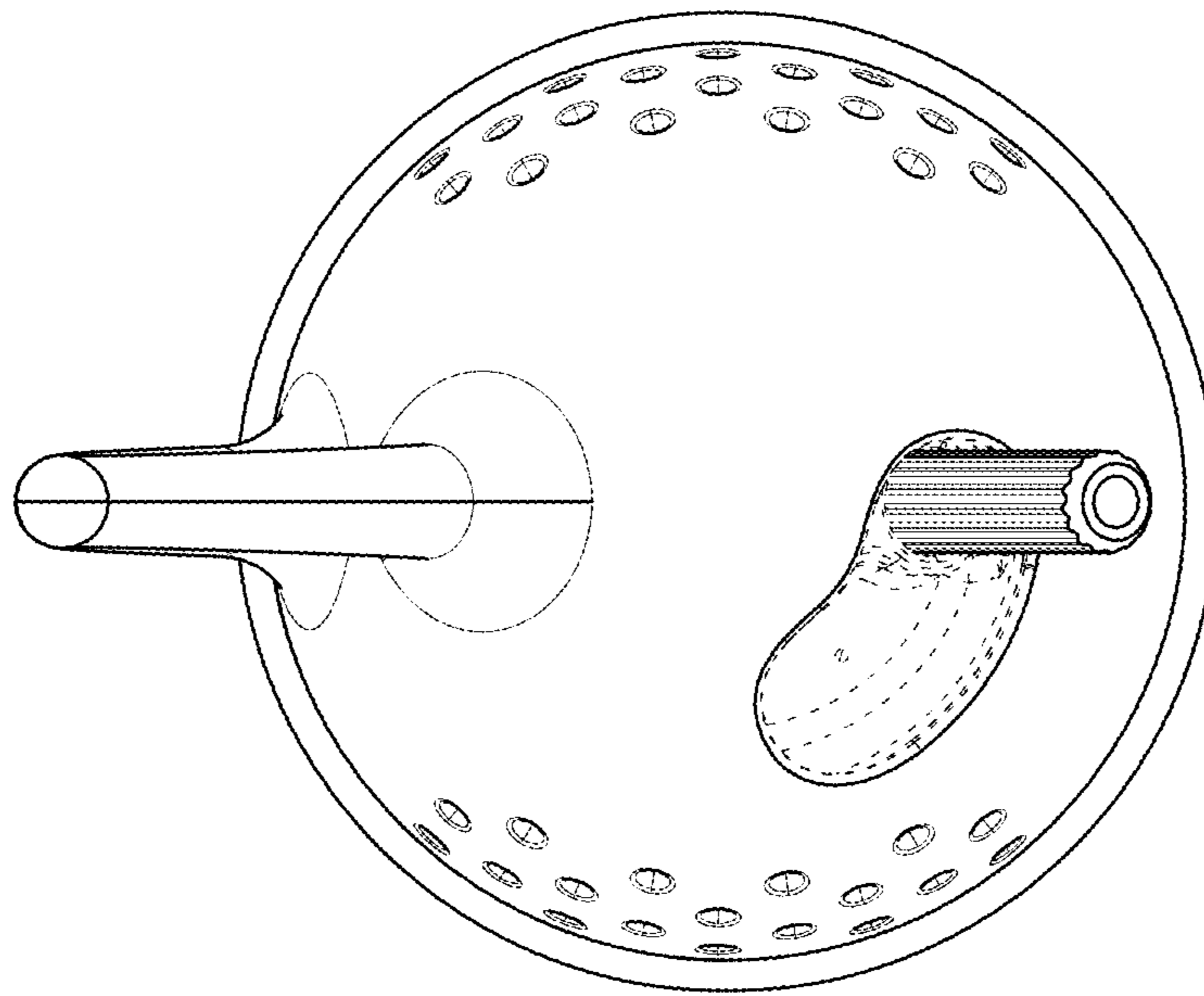


FIG. 6

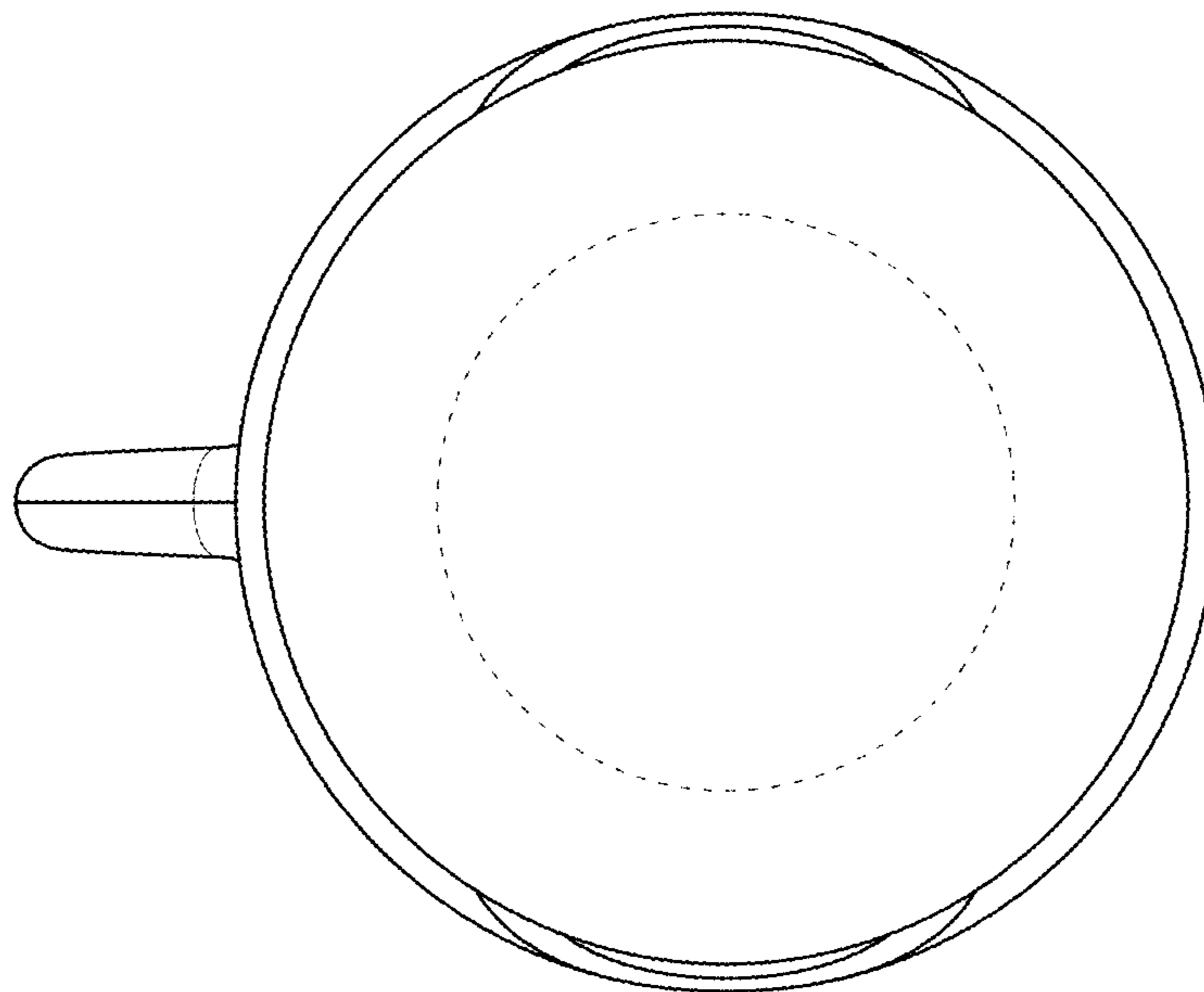


FIG. 7