



US00D893233S

(12) **United States Design Patent** (10) **Patent No.:** **US D893,233 S**
Tan (45) **Date of Patent:** **** Aug. 18, 2020**

(54) **UPHOLSTERED FURNITURE PANEL**
(71) Applicant: **CHUANHENG FURNITURE PRODUCTS SDN BHD**, Muar Johor (MY)
(72) Inventor: **Chin Hao Tan**, Muar Johor (MY)
(73) Assignee: **CHUANHENG FURNITURE PRODUCTS SDN BHD**, Muar Johor (MY)
(**) Term: **15 Years**
(21) Appl. No.: **29/689,324**
(22) Filed: **Apr. 29, 2019**
(51) **LOC (12) Cl.** **06-06**
(52) **U.S. Cl.**
USPC **D6/718.23; D6/703.3**
(58) **Field of Classification Search**
USPC D6/332, 382, 393, 394, 718.13, 718.22, D6/718.23, 703.3; D25/138, 160
CPC A47C 19/00; A47C 19/022; A47C 31/02; A47C 31/023
See application file for complete search history.

8,850,638 B1 * 10/2014 Suh A47C 19/12 5/201
D734,052 S * 7/2015 Glattstein D6/393
D825,240 S * 8/2018 Arthur D6/714

OTHER PUBLICATIONS

Lexington Zavala Spectrum Upholstered Panel Headboard, Seldens Designer Home Furnishings, copyright 2016, site visited Jun. 4, 2020 (Year: 2020).*

* cited by examiner

Primary Examiner — Cathron C Brooks

(74) *Attorney, Agent, or Firm* — Bryan Cave Leighton Paisner LLP

(57) **CLAIM**

The ornamental design for an upholstered furniture panel, as shown and described.

DESCRIPTION

FIG. 1 is a front perspective view of an embodiment of the upholstered furniture panel;
FIG. 2 is a front view thereof;
FIG. 3 is a rear view thereof;
FIG. 4 is a top view thereof;
FIG. 5 is a bottom view thereof;
FIG. 6 is a side view thereof;
FIG. 7 is an opposite view thereof; and,
FIG. 8 is a front perspective view of the upholstered furniture panel incorporated into an exemplary furniture product.


The broken lines in the drawings illustrate portions of the upholstered furniture panel that form no part of the claimed design. The additional broken lines in FIG. 8 illustrate an exemplary environment in which the upholstered furniture panel may be used and form no part of the claimed design.

1 Claim, 4 Drawing Sheets

(56) **References Cited**

U.S. PATENT DOCUMENTS

D116,244 S * 8/1939 Shurcliff D6/393
D445,593 S * 7/2001 O'Hare D6/393
D458,482 S * 6/2002 Stanton D6/718.13
D459,105 S * 6/2002 Stanton D6/393
D492,502 S * 7/2004 Domack D6/393
D514,849 S * 2/2006 Dortch D6/703.3
D598,683 S * 8/2009 Lim D6/718.22
D646,909 S * 10/2011 Domack D6/393



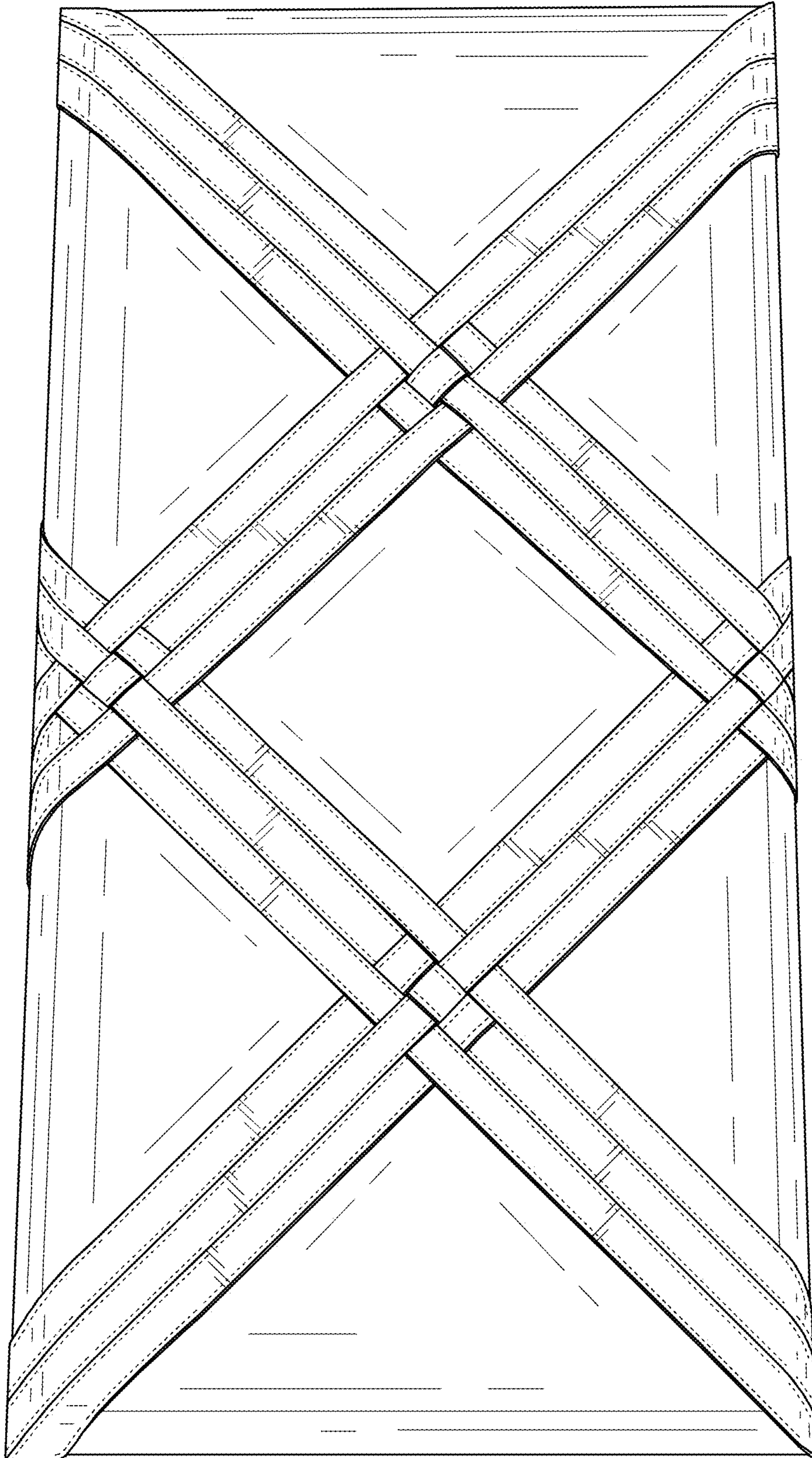


FIG. 1




FIG. 2




FIG. 3



FIG. 4



FIG. 5



FIG. 6

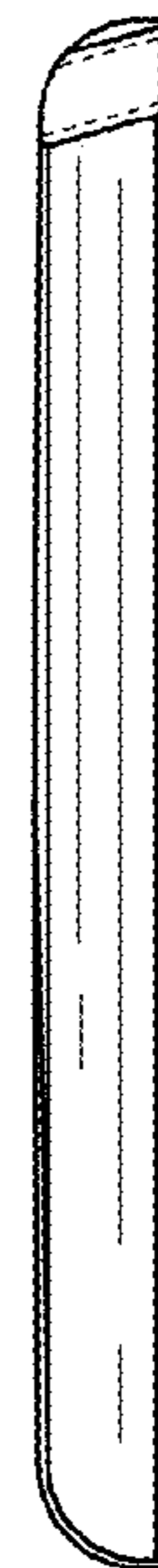


FIG. 7

FIG. 8

