



US00D893232S

(12) **United States Design Patent**  
**Moore et al.**

(10) **Patent No.:** **US D893,232 S**  
(45) **Date of Patent:** **\*\* Aug. 18, 2020**

(54) **BED FRAME**

D791,496 S 7/2017 Everson et al.  
D870,486 S \* 12/2019 Sumlin ..... D6/393  
D870,487 S \* 12/2019 Sumlin ..... D6/393

(71) Applicant: **Hooker Furniture Corporation**,  
Martinsville, VA (US)

\* cited by examiner

(72) Inventors: **Dudley Moore**, High Point, NC (US);  
**Lenny Chapman**, Winston Salem, NC  
(US)

*Primary Examiner* — Cathron C Brooks  
(74) *Attorney, Agent, or Firm* — Quarles & Brady LLP

(73) Assignee: **Hooker Furniture Corporation**,  
Martinsville, VA (US)

(57) **CLAIM**

The ornamental design for a bed frame, as shown and described.

(\*\*) Term: **15 Years**

**DESCRIPTION**

(21) Appl. No.: **29/669,745**

(22) Filed: **Nov. 10, 2018**

(51) **LOC (12) Cl.** ..... **06-06**

(52) **U.S. Cl.**  
USPC ..... **D6/718.13; D6/718.23**

(58) **Field of Classification Search**  
USPC ..... D6/382–383, 393–395, 718, 718.13,  
D6/718.2, 718.22, 718.23  
CPC ..... A47C 19/00; A47C 19/021; A47C 19/022;  
A47C 31/006  
See application file for complete search history.

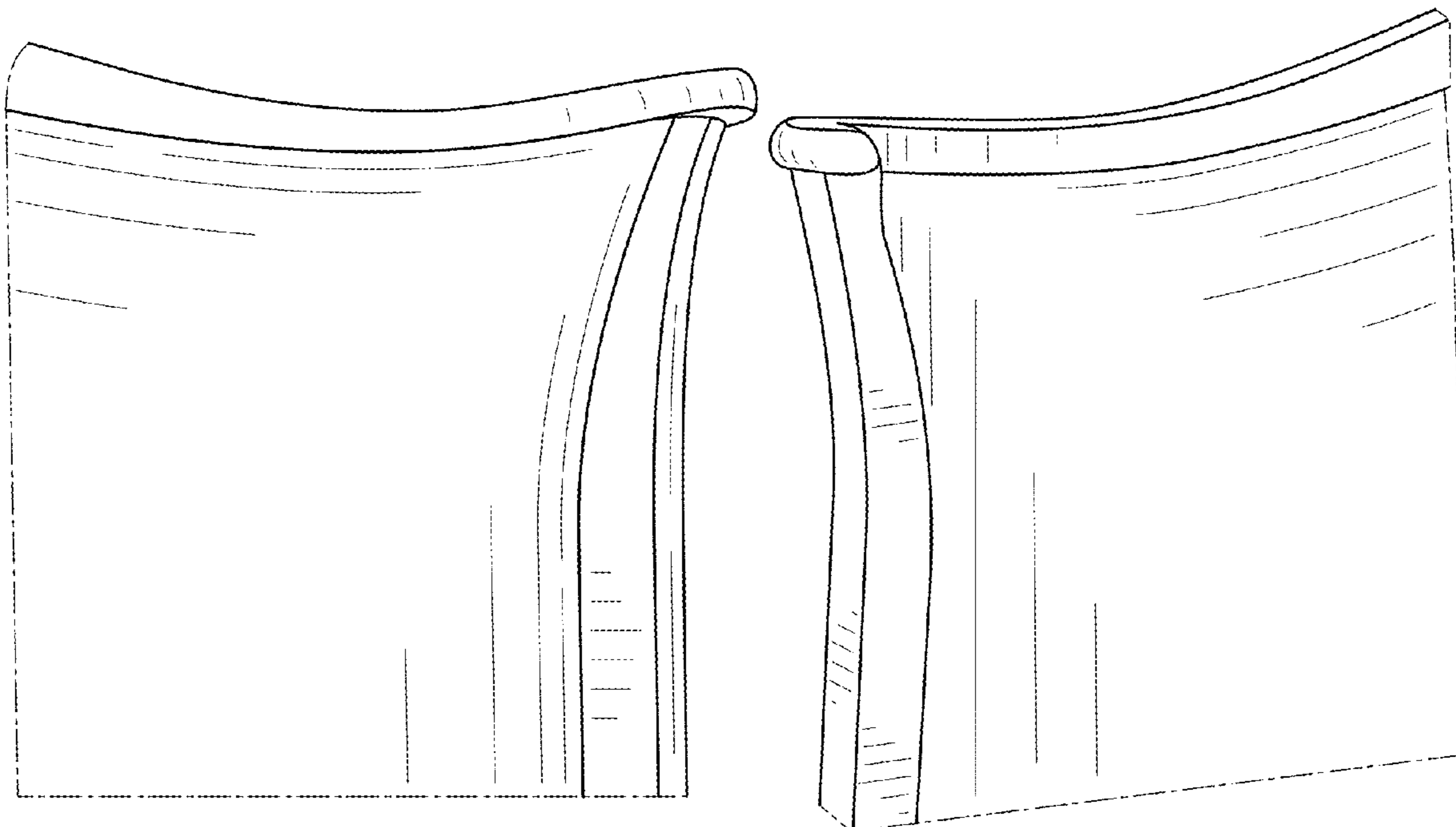
FIG. 1 is a perspective view of a front, top, and right side of an ornamental design for a bed frame;  
FIG. 2 is a perspective detail view of the front, top, and right side of the bed frame of FIG. 1;  
FIG. 3 is a front elevational detail view of the bed frame of FIG. 1;  
FIG. 4 is a rear elevational detail view of the bed frame of FIG. 1;  
FIG. 5 is a right side elevational detail view of the bed frame of FIG. 1;  
FIG. 6 is a left side elevational detail view of the bed frame of FIG. 1;  
FIG. 7 is a top plan detail view of the bed frame of FIG. 1;  
FIG. 8 is a bottom plan detail view of the bed frame of FIG. 1; and,  
FIG. 9 is a perspective detail view of a rear, top, and right side of the bed frame of FIG. 1.  
The dash-dash-dash lines showing environmental structure form no part of the claimed design. The dash-dot-dash lines form no part of the claimed design and represent boundary lines.

(56) **References Cited**

**U.S. PATENT DOCUMENTS**

D160,571 S \* 10/1950 Belanger ..... D6/393  
D390,374 S 2/1998 Hutton  
D395,965 S 7/1998 Hutton  
D466,344 S \* 12/2002 Tobin, Jr. .... D6/718.23  
D493,975 S \* 8/2004 Juneau ..... D6/393  
D517,342 S 3/2006 O'Hare  
D562,024 S \* 2/2008 Bellini ..... D6/393

**1 Claim, 7 Drawing Sheets**



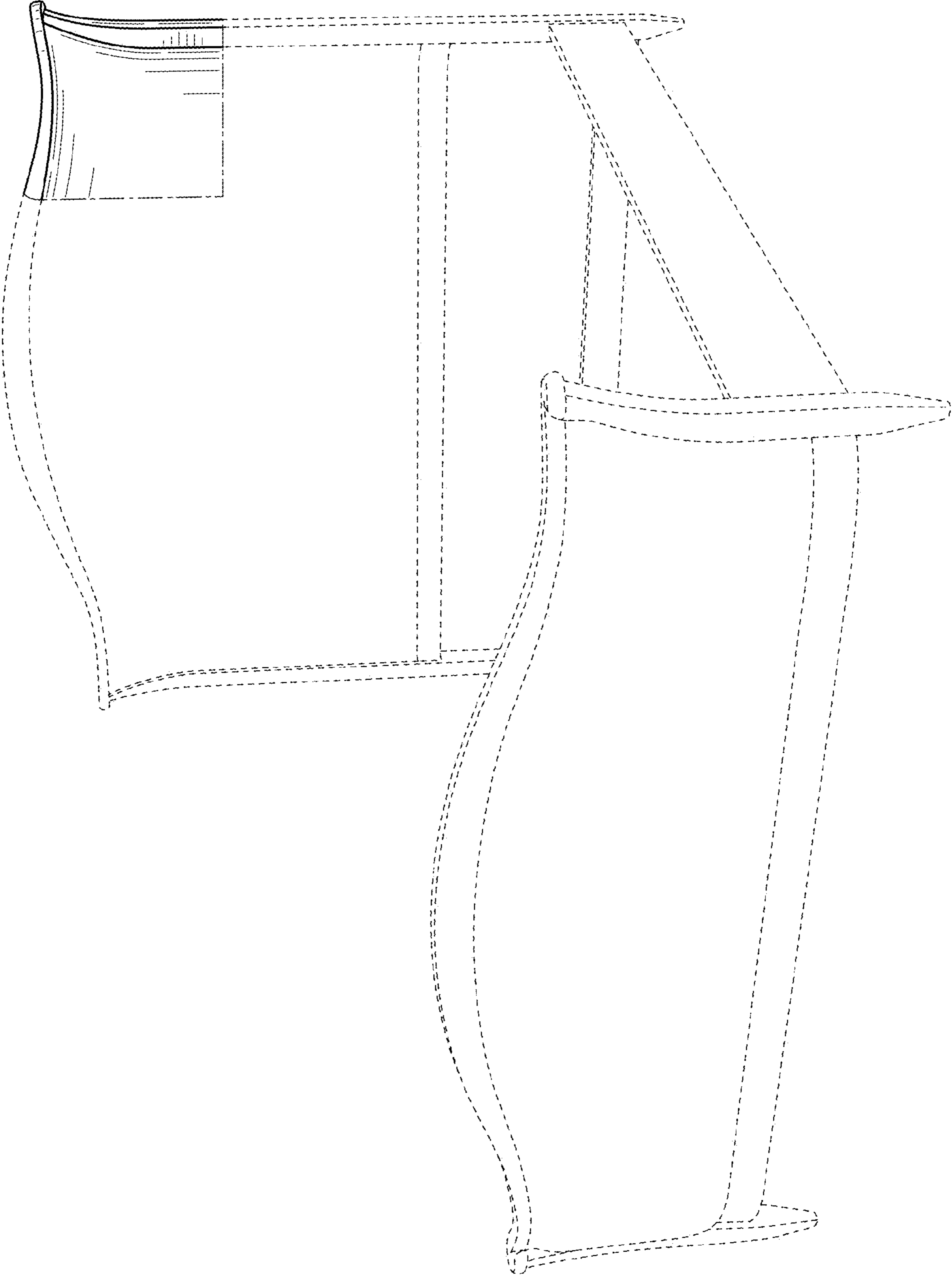


FIG. 1

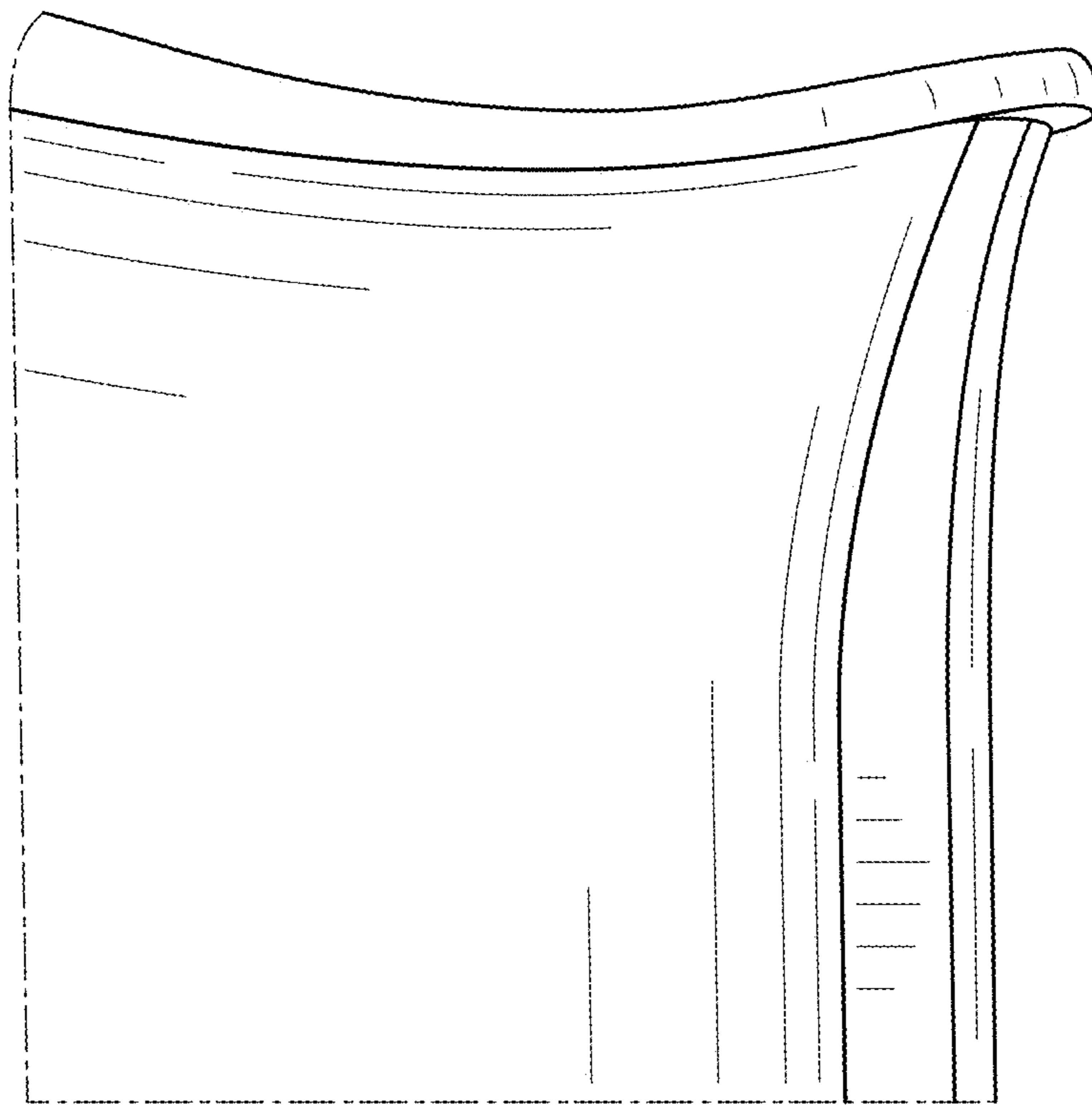


FIG. 2

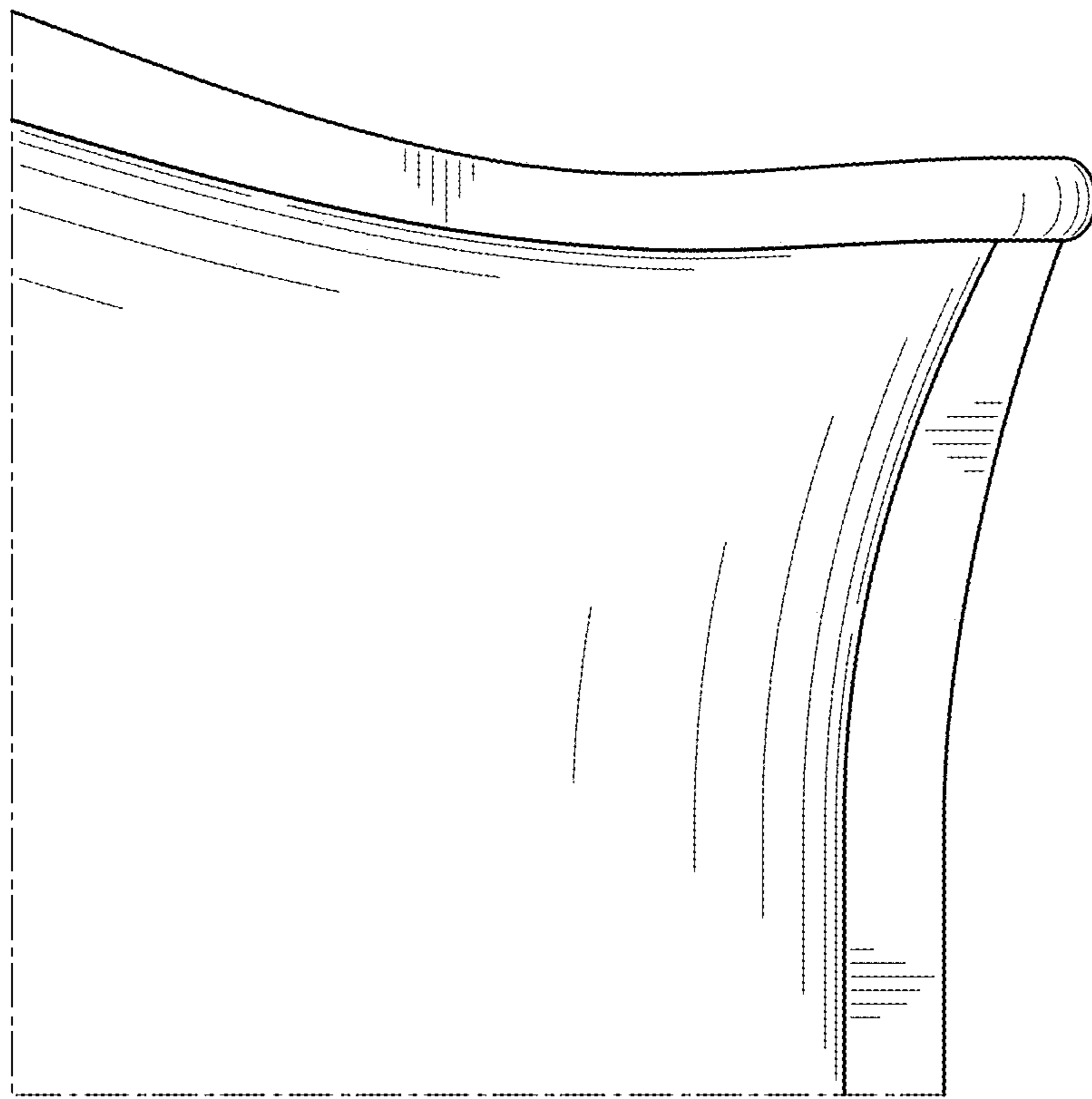


FIG. 3

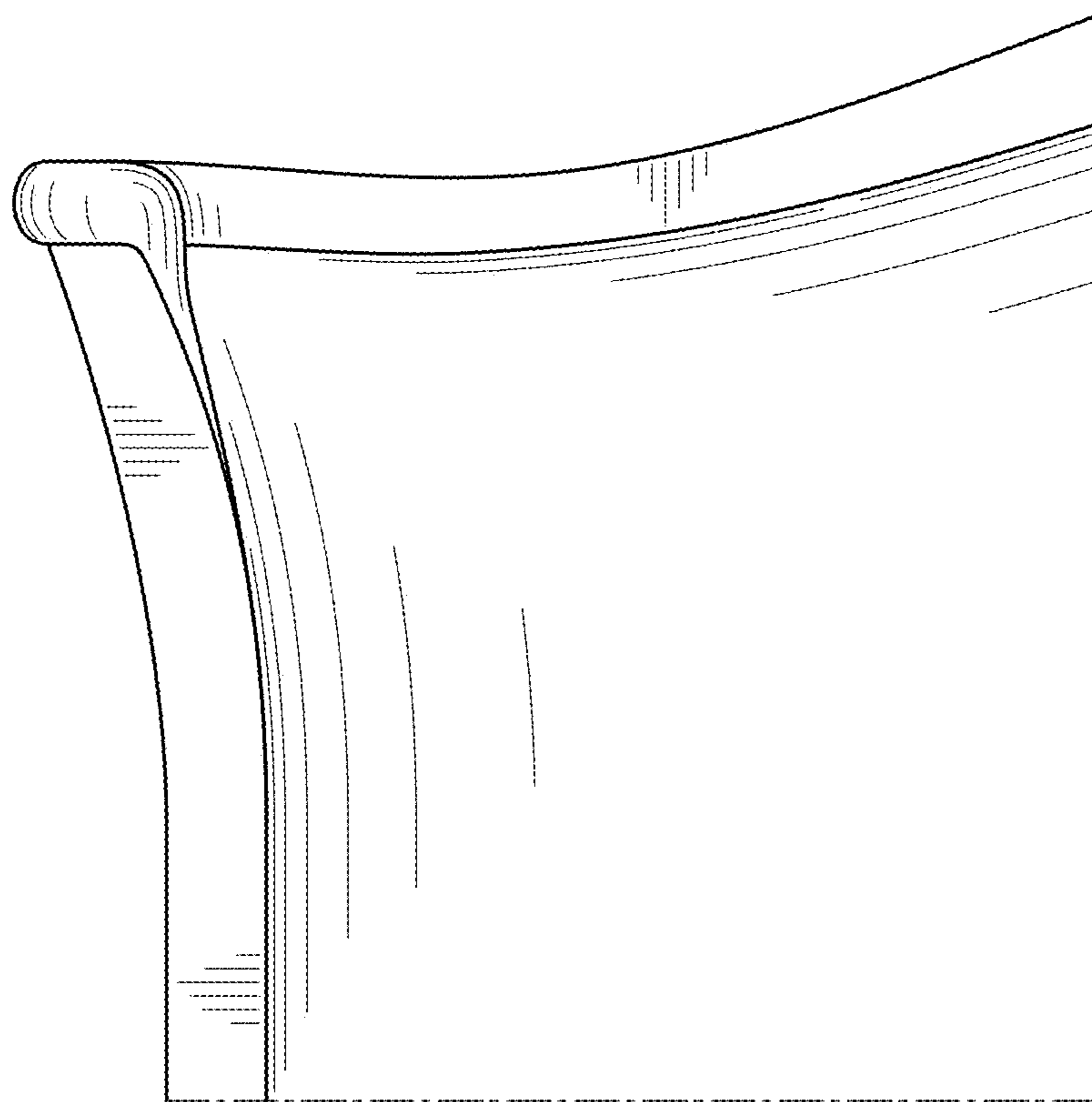


FIG. 4

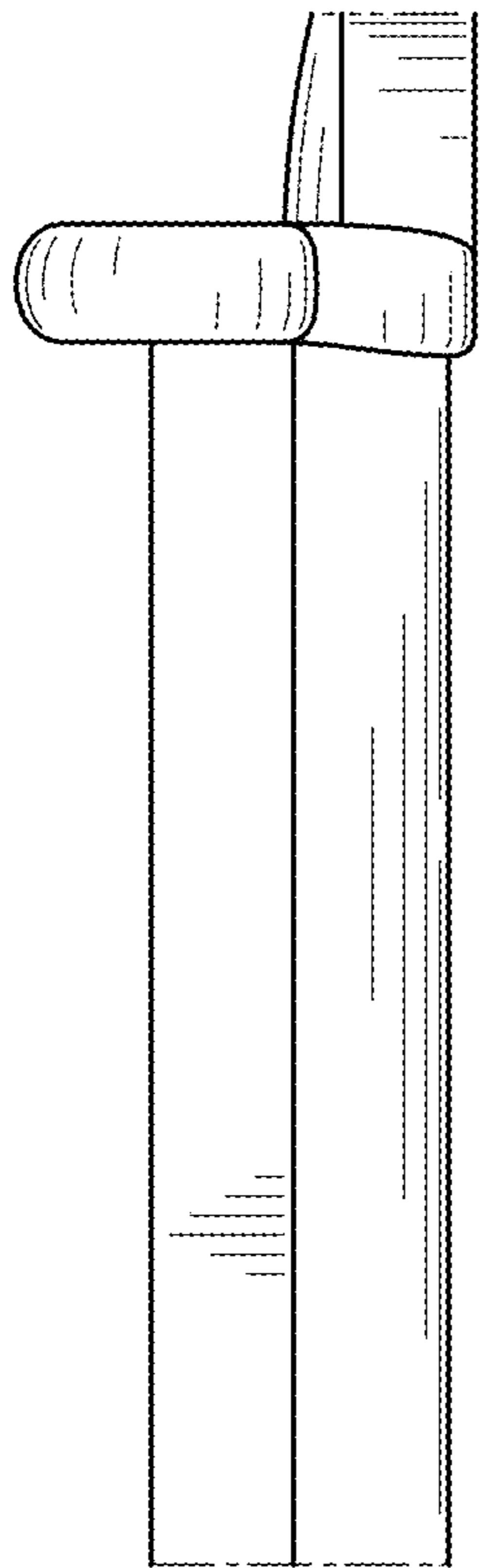


FIG. 5




FIG. 6

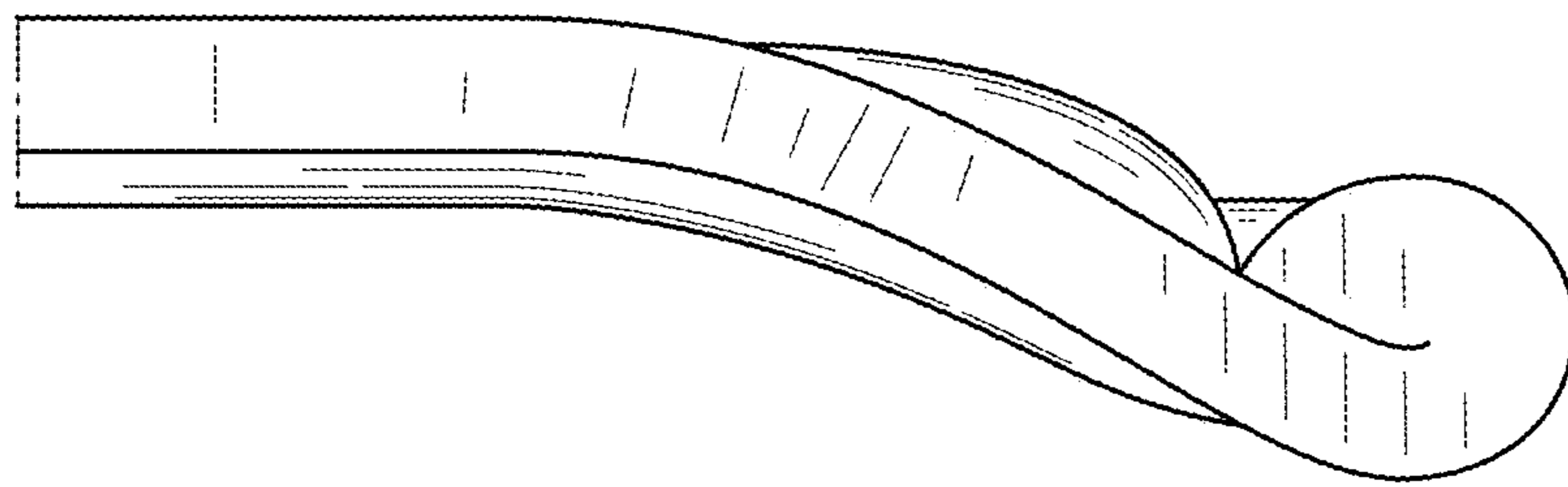


FIG. 7




FIG. 8




FIG. 9