



US00D893221S

(12) **United States Design Patent** (10) **Patent No.:** **US D893,221 S**
Lim et al. (45) **Date of Patent:** **** Aug. 18, 2020**

(54) **BRIDGE SHELF**
(71) Applicant: **Seville Classics Inc.**, Torrance, CA (US)
(72) Inventors: **Gary Lim**, Palos Verdes Peninsula, CA (US); **James Sokol**, Brea, CA (US)
(73) Assignee: **Seville Classics Inc.**, Torrance, CA (US)
(**) Term: **15 Years**
(21) Appl. No.: **29/664,799**
(22) Filed: **Sep. 27, 2018**
(51) **LOC (12) Cl.** **06-06**
(52) **U.S. Cl.**
USPC **D6/675.2**
(58) **Field of Classification Search**
USPC D6/672, 675, 675.1, 675.2, 705, 705.6, D6/707; D3/304, 315, 317
CPC . A47F 1/00; A47F 5/00; A47F 5/0056; A47B 57/00; A47B 45/00; A47B 47/021
See application file for complete search history.

D551,884 S * 10/2007 Remmers D6/705.6
D588,839 S * 3/2009 Klein D6/705.6
D597,354 S * 8/2009 Liss D6/705.6
D627,180 S * 11/2010 McCombs D6/705.6
D650,226 S * 12/2011 Walker D7/354
D698,589 S * 2/2014 Troyner D6/705.6
8,646,624 B2 * 2/2014 Fernandez A47B 45/00
108/108
D733,431 S * 7/2015 Kokenge D3/304
9,277,814 B2 * 3/2016 Winker A47B 87/005
D758,772 S * 6/2016 Coretti, Jr. D6/705.6
9,706,859 B2 * 7/2017 Brinton, Jr. A47B 96/02
D798,090 S * 9/2017 Fitzgerald D6/705.6
D799,870 S * 10/2017 Liss D6/705.6
D812,945 S * 3/2018 Turner D6/705.6
D854,864 S * 7/2019 Lim D6/684

(Continued)

Primary Examiner — Kelley A Donnelly
(74) *Attorney, Agent, or Firm* — Raymond Sun

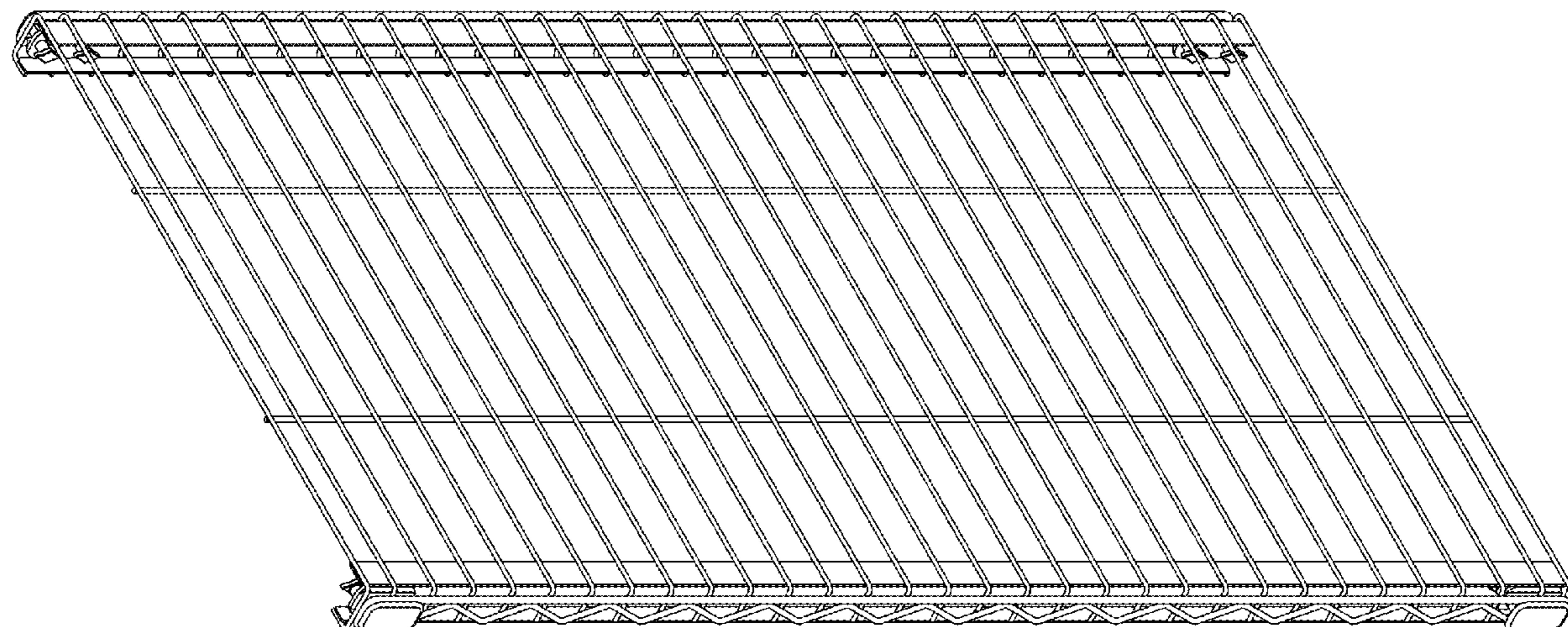
(57) **CLAIM**

The ornamental design for a bridge shelf, as shown and described.

DESCRIPTION

FIG. 1 is a front top perspective view of a bridge shelf showing one embodiment of our new design.
FIG. 2 is a rear bottom perspective view of the bridge shelf of FIG. 1.
FIG. 3 is a top view of the bridge shelf of FIG. 1.
FIG. 4 is a bottom view of the bridge shelf of FIG. 1.
FIG. 5 is a left view of the bridge shelf of FIG. 1.
FIG. 6 is a right view of the bridge shelf of FIG. 1.
FIG. 7 is a front view of the bridge shelf of FIG. 1.
FIG. 8 is a rear view of the bridge shelf of FIG. 1; and, FIG. 9 is a perspective view of a shelving system which incorporates the bridge shelf of FIG. 1.
The broken lines showing in FIG. 9 are for the purposes of illustrating the environment of the article only and form no part of the claimed design.

1 Claim, 7 Drawing Sheets



(56)

References Cited

U.S. PATENT DOCUMENTS

D859,893 S * 9/2019 Fitzgerald D6/675.2
10,470,590 B2 * 11/2019 Wills A47F 5/0884
2003/0146177 A1 * 8/2003 Miller, Jr. A47F 1/12
211/59.2
2012/0000871 A1 * 1/2012 Troyner A47B 96/02
211/134

* cited by examiner




FIG. 1




FIG. 2

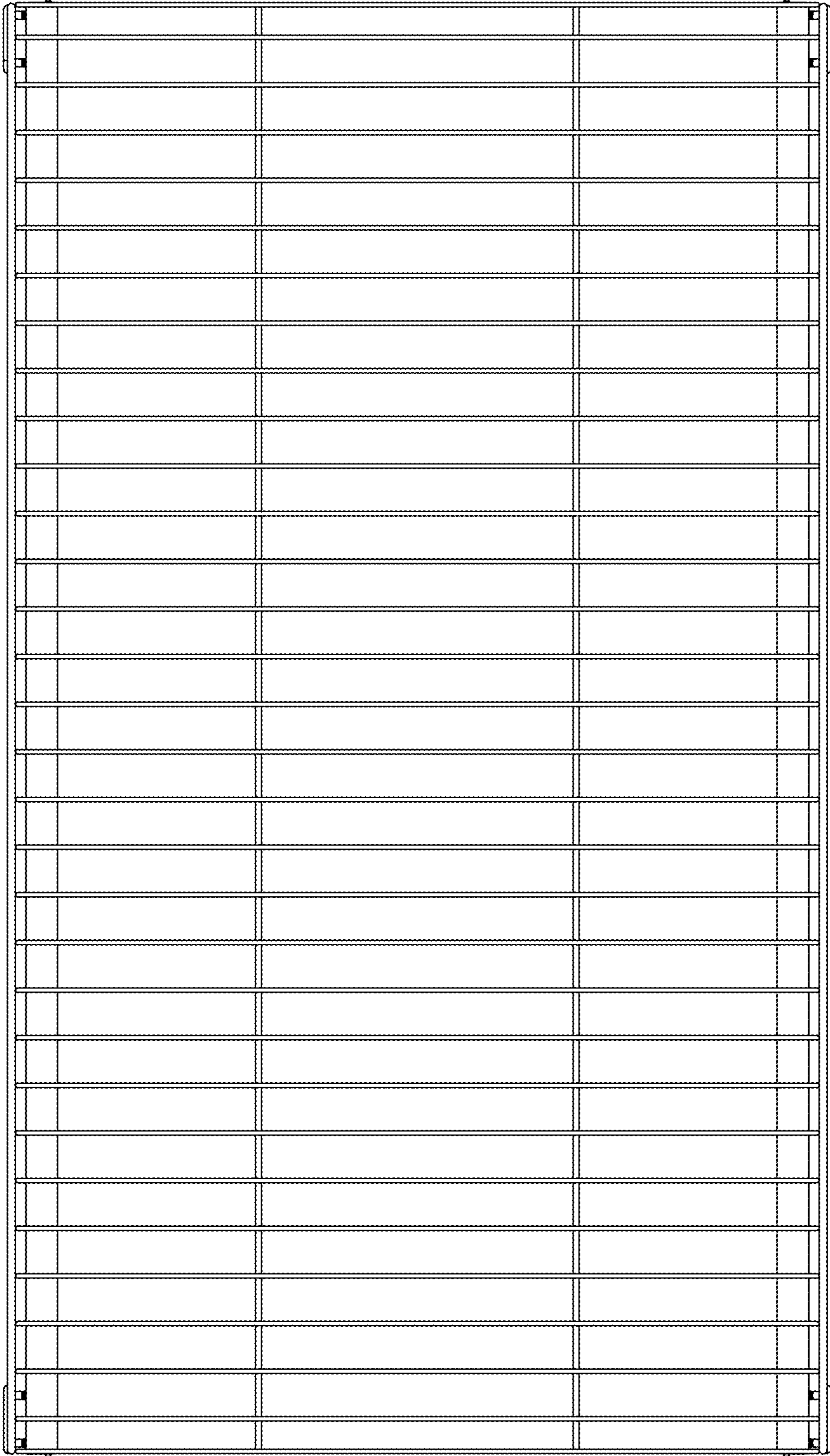


FIG. 3




FIG.4




FIG. 6



FIG. 5

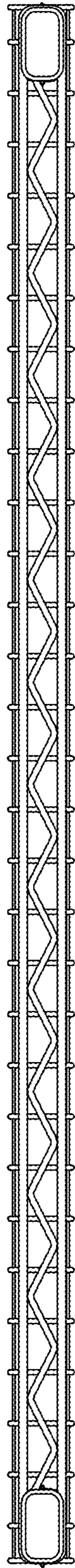


FIG. 7




FIG. 8

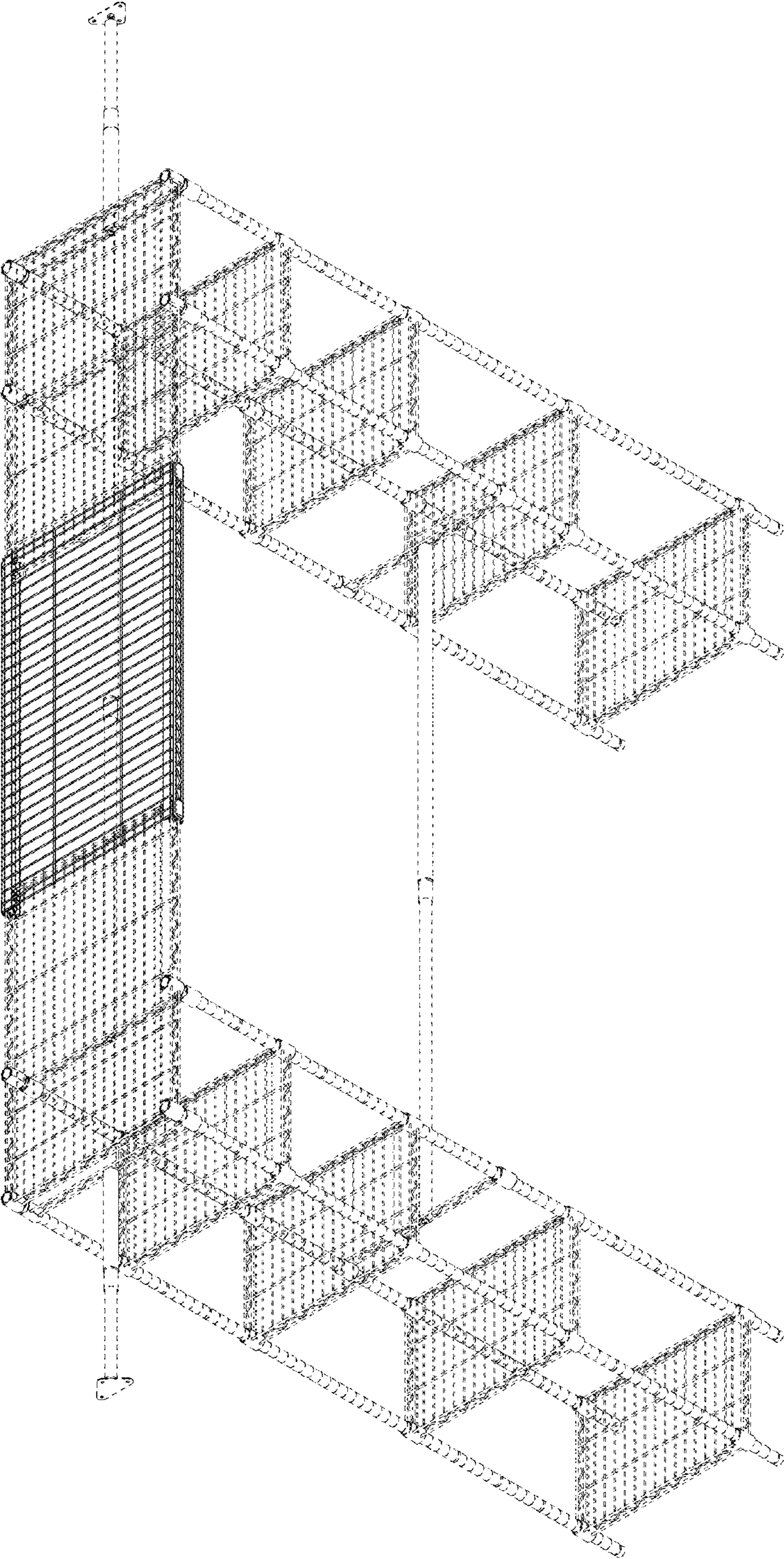


FIG. 9