

US00D893219S

(12) **United States Design Patent**  
**Parks et al.**

(10) **Patent No.:** **US D893,219 S**

(45) **Date of Patent:** **\*\* Aug. 18, 2020**

(54) **COVER FOR INDOOR WALL MOUNT MINI SPLIT HVAC SYSTEMS**

D460,165 S \* 7/2002 Hanson ..... D23/325  
D539,405 S \* 3/2007 Jung ..... D23/351  
D640,780 S \* 6/2011 Warwick ..... D23/366  
D659,460 S \* 5/2012 Boone ..... D6/610

(71) Applicants: **Jenni Parks**, Sedelia, CA (US); **Mark Parks**, Sedelia, CA (US)

(Continued)

(72) Inventors: **Jenni Parks**, Sedelia, CA (US); **Mark Parks**, Sedelia, CA (US)

FOREIGN PATENT DOCUMENTS

CN 300760991 \* 2/2008

(\*\*) Term: **15 Years**

OTHER PUBLICATIONS

(21) Appl. No.: **29/684,191**

Waterproof indoor satin air conditioning dust cover [online], [site visited May 7, 2020]. Available from internet, URL: <[https://www.alibaba.com/product-detail/Waterproof-indoor-satin-air-conditioning-dust\\_60625331356.html](https://www.alibaba.com/product-detail/Waterproof-indoor-satin-air-conditioning-dust_60625331356.html)> (Year: 2020).\*

(22) Filed: **Mar. 19, 2019**

(51) **LOC (12) Cl.** ..... **06-13**

(52) **U.S. Cl.**

USPC ..... **D6/610**; D23/351

(58) **Field of Classification Search**

USPC ..... D6/610, 611, 596, 601, 602, 603, 615, D6/617, 621; D8/346, 349, 353, 373, D8/381; D9/414, 418, 423, 427, 432; D23/332, 333, 335, 336, 342, 351, D23/355-366, 369

CPC ... F24F 13/20; F24F 13/28; B60P 7/04; E04H 15/00; F28F 2265/02

See application file for complete search history.

*Primary Examiner* — Cynthia Ramirez

*Assistant Examiner* — Xavier Marti-Santos

(74) *Attorney, Agent, or Firm* — Mohr Intellectual Property Law Solutions, PC

(57) **CLAIM**

I claim the ornamental design for a cover for indoor wall mount mini split HVAC systems, as shown and described.

**DESCRIPTION**

FIG. 1 is a top plan view of a cover for indoor wall mount mini split HVAC systems.

FIG. 2 is a bottom perspective view thereof.

FIG. 3 is a first side perspective view thereof.

FIG. 4 is a second side perspective view thereof.

FIG. 5 is a front perspective view thereof; and,

FIG. 6 is a front elevation view thereof.

The cross-hatching shading in the figures is fragmentarily shown for convenience of illustration, it being understood that the cross-hatching is uniformly continued over the surface on which it appears.

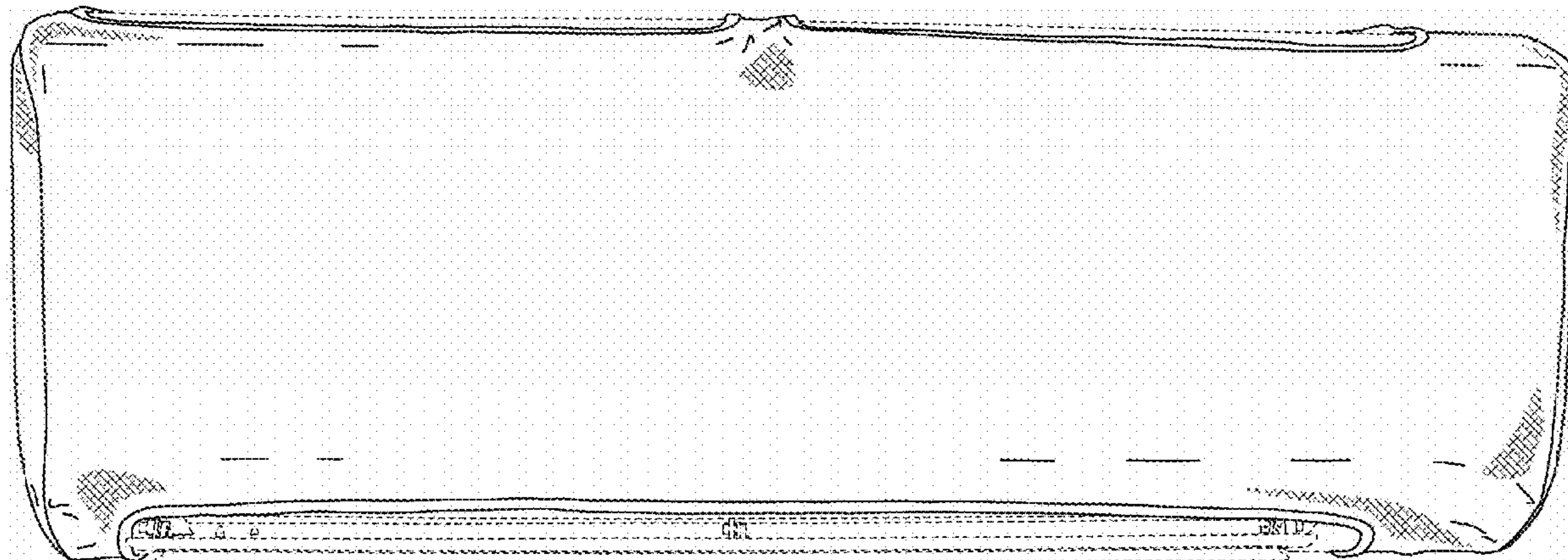
Broken lines in the drawings illustrate the environmental structure of an indoor wall mount mini split HVAC system, and form no part of the claimed design.

**1 Claim, 6 Drawing Sheets**

(56) **References Cited**

U.S. PATENT DOCUMENTS

D246,379 S \* 11/1977 Mueller ..... D23/354  
4,308,905 A \* 1/1982 Gallagher ..... F24F 13/20  
150/165  
4,325,594 A \* 4/1982 Lang ..... F24F 13/20  
174/542  
4,625,784 A \* 12/1986 Boroson ..... F24F 13/20  
150/165  
5,125,197 A \* 6/1992 Fuchs ..... F24F 13/20  
312/100  
5,772,293 A \* 6/1998 Hughes ..... G06F 1/1601  
312/208.3  
D402,748 S \* 12/1998 Cuomo ..... D23/389



(56)

**References Cited**

U.S. PATENT DOCUMENTS

8,357,031 B2 *	1/2013	Dinicolás .....	F24F 13/20 454/201
D696,877 S *	1/2014	Cameron .....	D6/611
D724,717 S *	3/2015	Abrishamkar .....	D23/386
D736,363 S *	8/2015	Pereira .....	D23/354
D812,208 S *	3/2018	Samuels .....	D23/351
D874,567 S *	2/2020	Wang .....	D19/108
2018/0209684 A1 *	7/2018	Kurosu .....	F24F 1/0007

\* cited by examiner

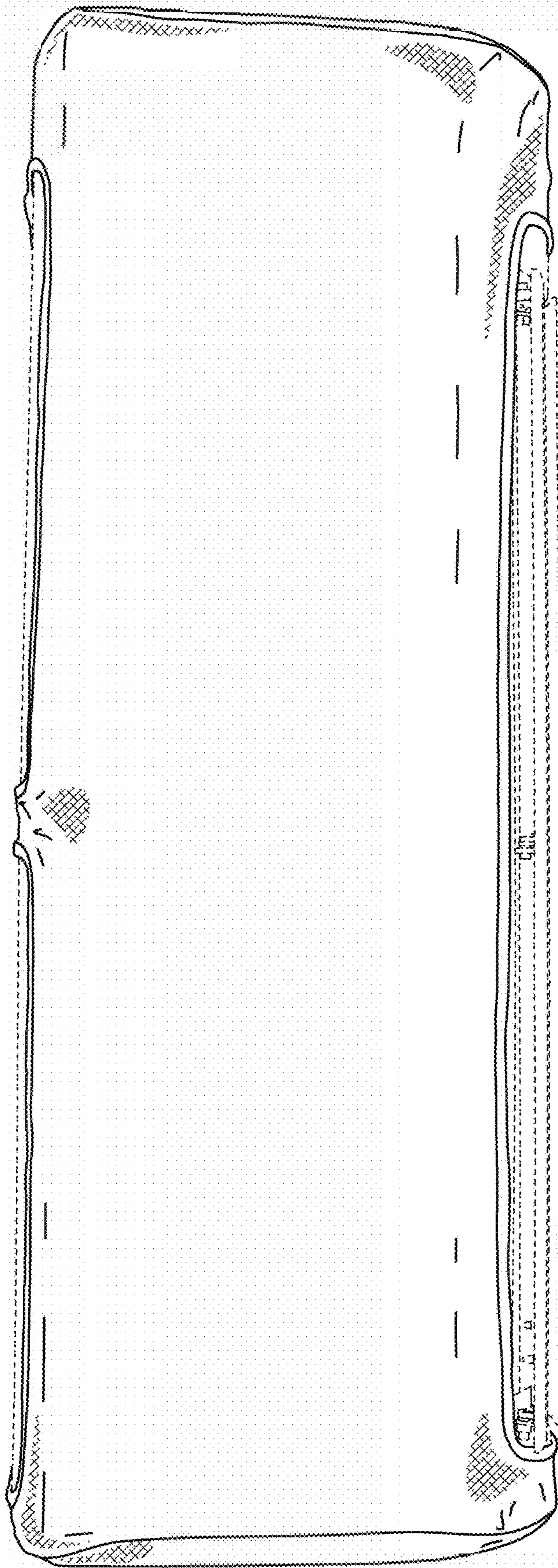


FIG. 1

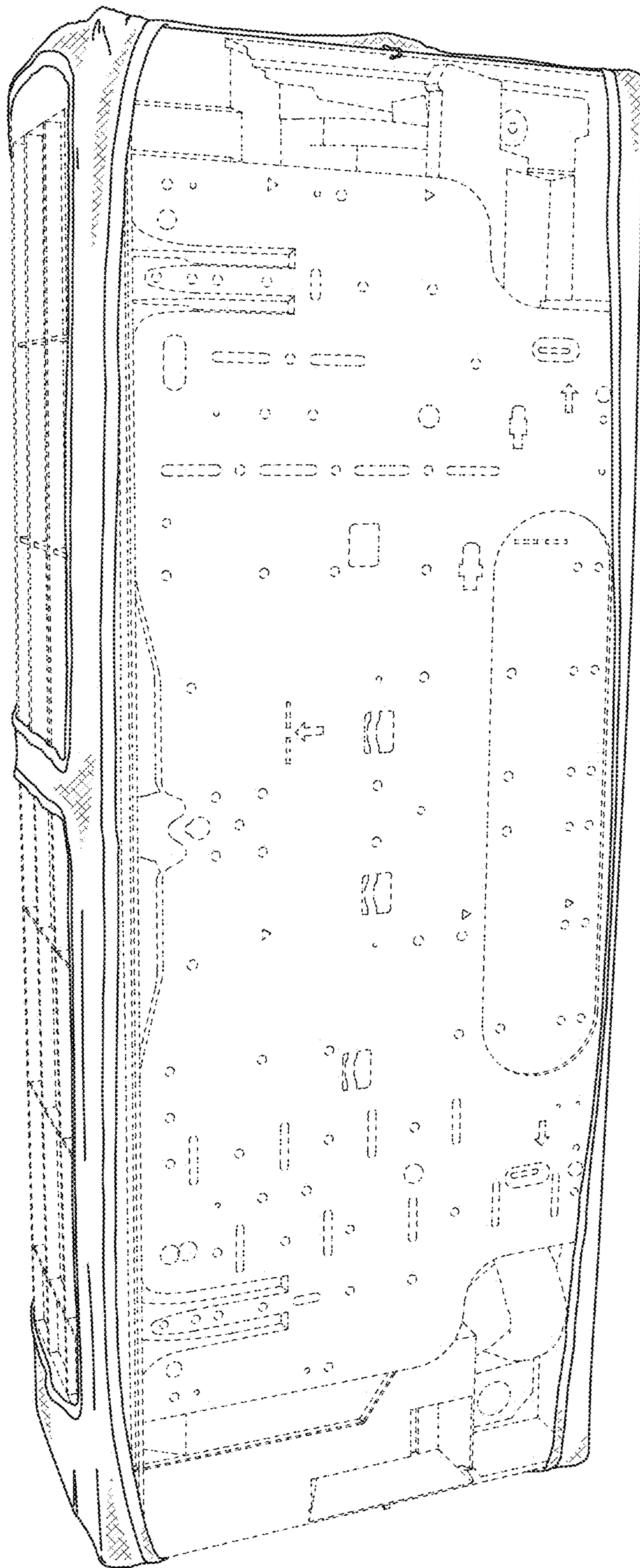


FIG. 2




FIG. 3

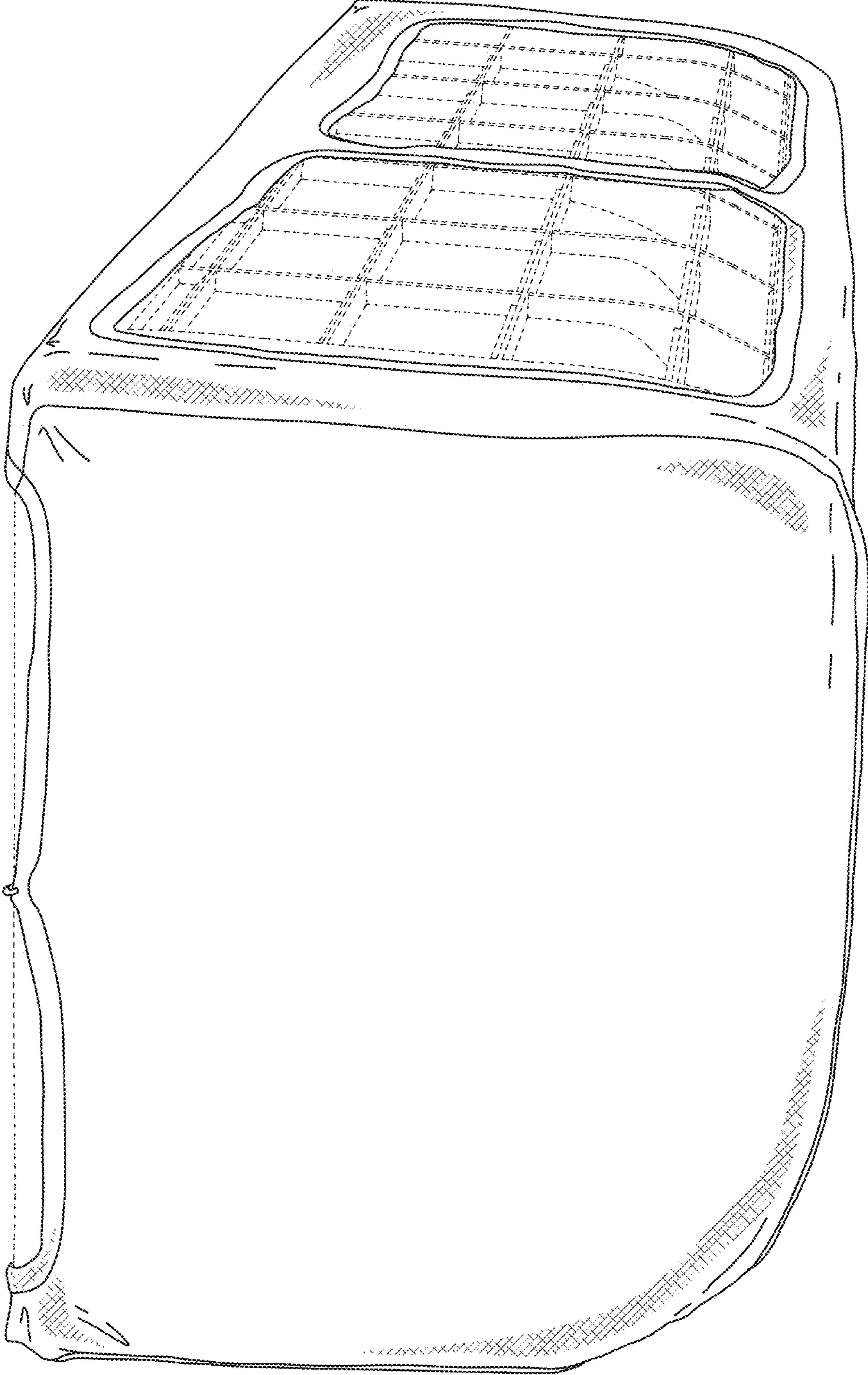


FIG. 4

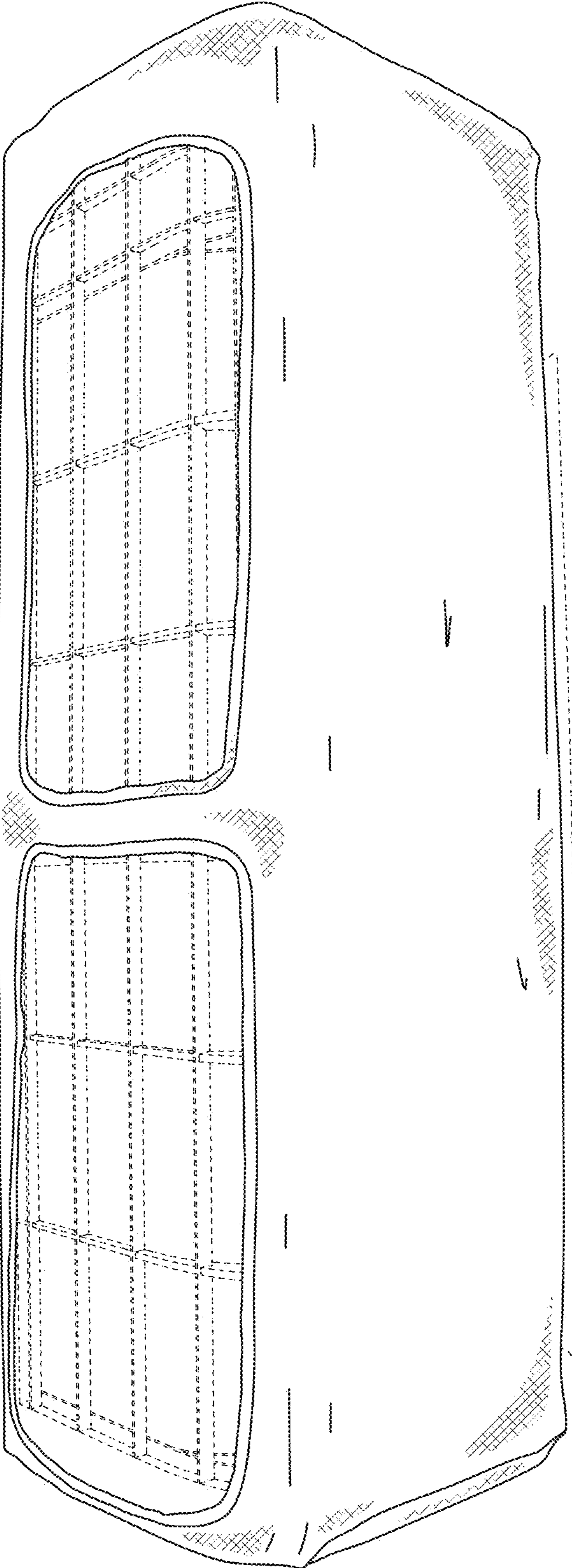


FIG. 5




FIG. 6