



US00D893202S

(12) **United States Design Patent**
Brasher

(10) **Patent No.:** **US D893,202 S**

(45) **Date of Patent:** **** Aug. 18, 2020**

(54) **FOOTWEAR FIXTURE**

(71) Applicant: **travisMathew, LLC**, Huntington Beach, CA (US)

(72) Inventor: **Travis Brasher**, Huntington Beach, CA (US)

(73) Assignee: **travisMathew, LLC**, Huntington Beach, CA (US)

(**) Term: **15 Years**

(21) Appl. No.: **29/695,349**

(22) Filed: **Jun. 18, 2019**

(51) **LOC (12) Cl.** **06-03**

(52) **U.S. Cl.**
USPC **D6/329**

(58) **Field of Classification Search**
USPC D6/672, 673, 675, 675.1, 675.2, 675.3, D6/675.5, 681.2, 681.1, 681.4, 683.1, D6/477-479; 108/108, 161; 312/107, 312/114; 211/186-192
CPC A47F 1/00; A47F 1/128; A47F 5/0081; A47F 5/0018; A47F 5/10; A47F 5/00; A47B 45/00; A47B 47/021; A47B 47/00; A47B 47/0041; A47B 47/02; A47B 47/0066

See application file for complete search history.

(56) **References Cited**

U.S. PATENT DOCUMENTS

3,252,584 A * 5/1966 Strout A43D 117/00
211/209
D739,669 S * 9/2015 Mason D6/675.1
2018/0279776 A1* 10/2018 Davis A47B 61/04

* cited by examiner

Primary Examiner — Abraham Bahta

(74) *Attorney, Agent, or Firm* — Sonia Lari

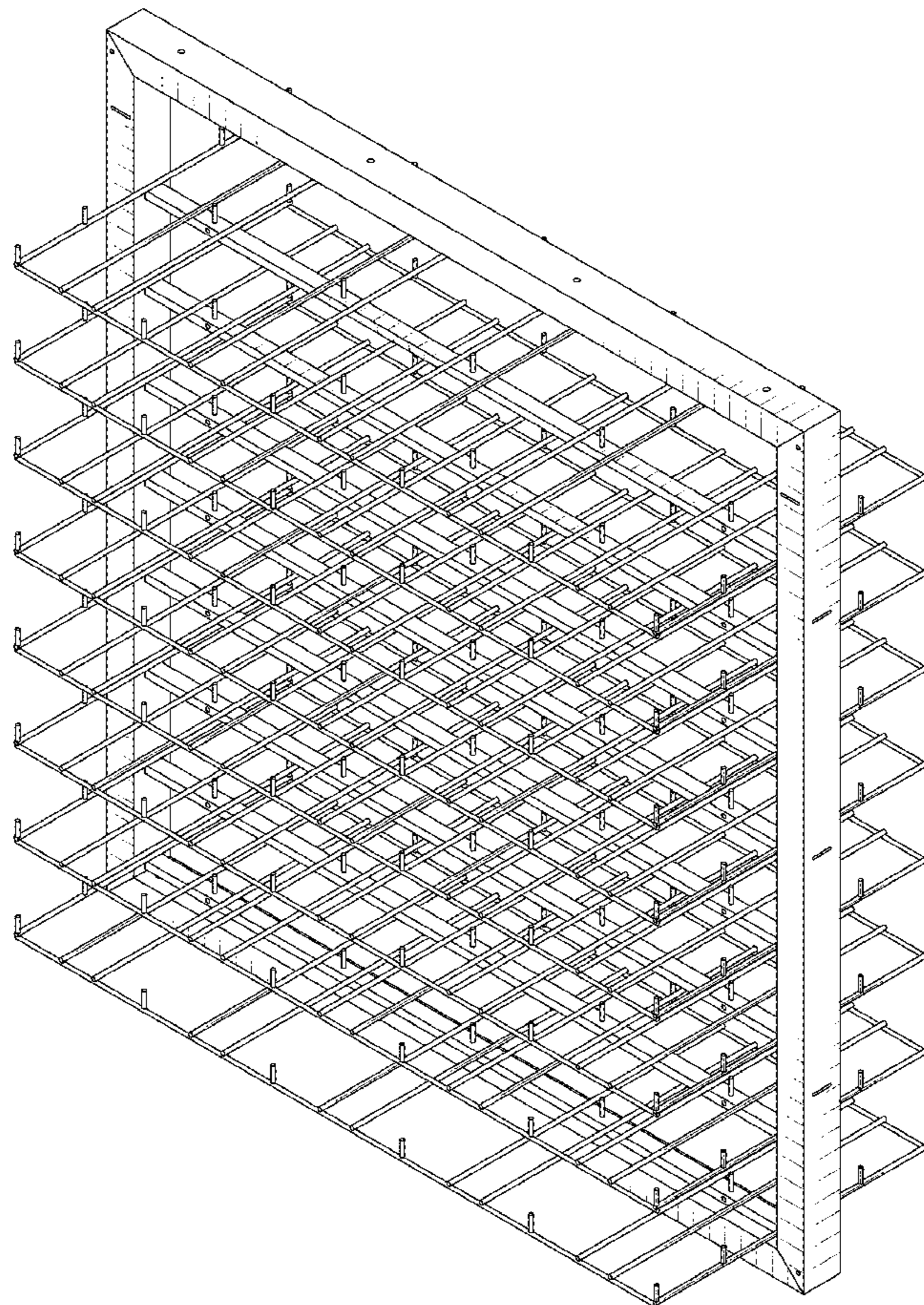
(57) **CLAIM**

The ornamental design for a footwear fixture, as shown and described.

DESCRIPTION

FIG. 1 is a side perspective view of the footwear fixture claimed herein;
FIG. 2 is a front plan thereof;
FIG. 3 is a rear plan view thereof;
FIG. 4 is a left side plan view thereof;
FIG. 5 is a right side elevational view thereof;
FIG. 6 is a bottom plan view thereof; and,
FIG. 7 is a top plan view thereof.

1 Claim, 5 Drawing Sheets



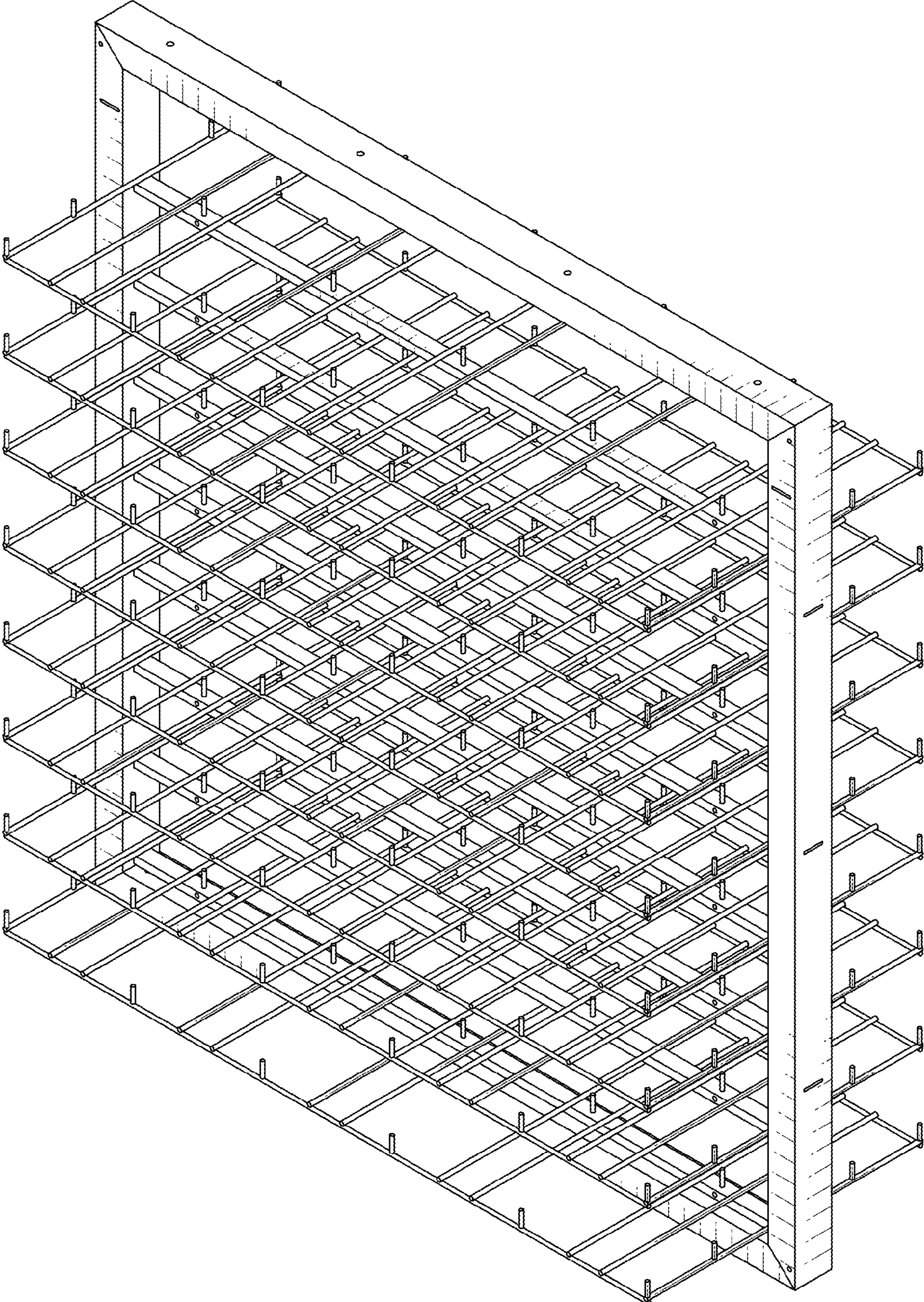


FIG. 1




FIG. 2




FIG. 3

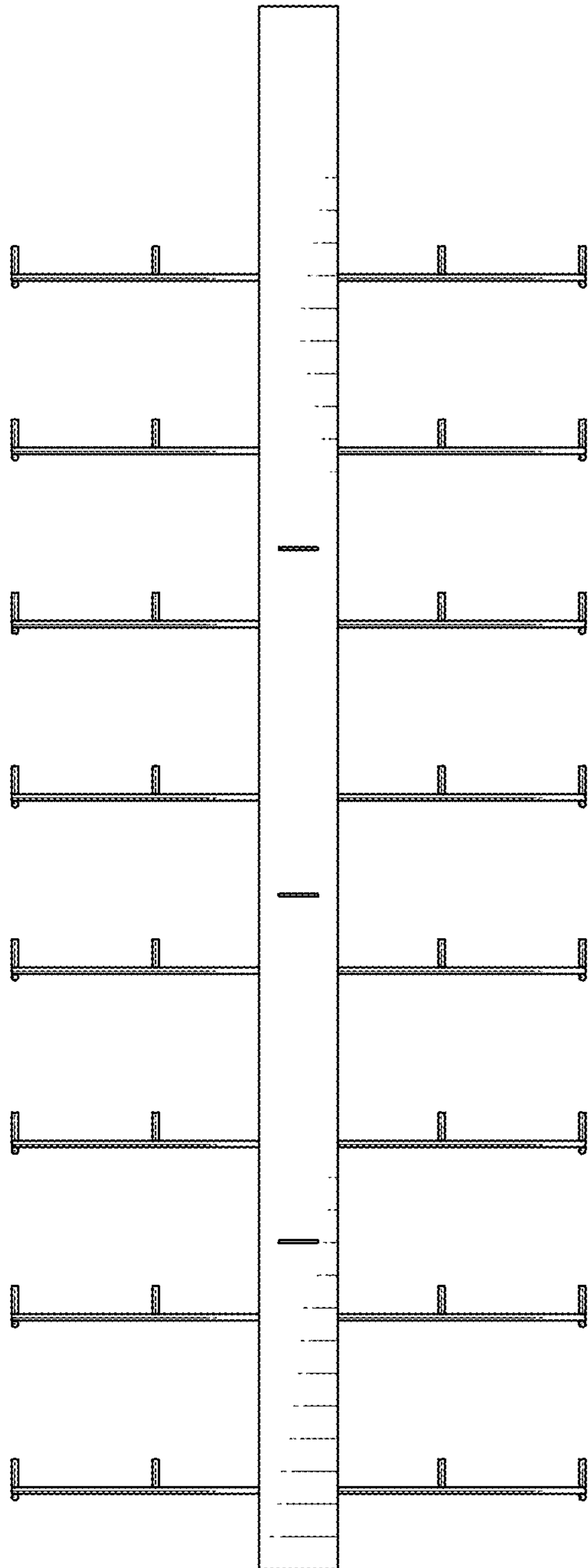


FIG. 4

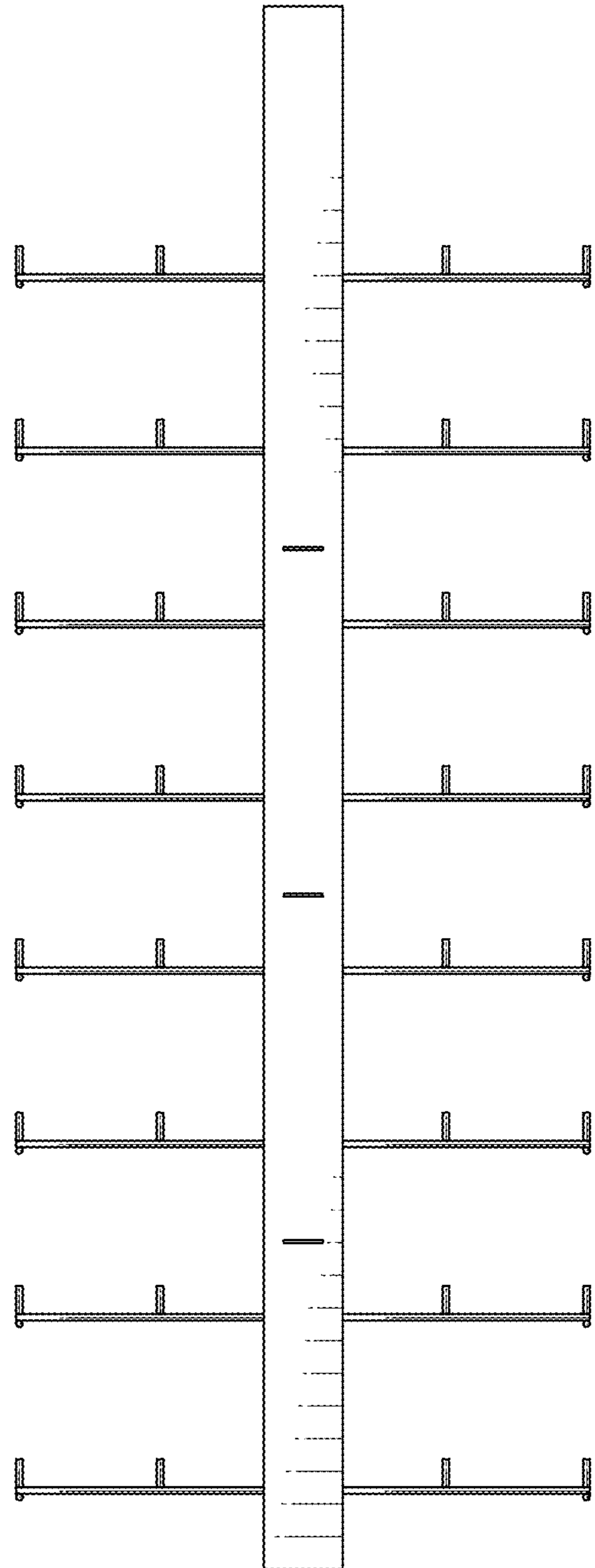


FIG. 5




FIG. 6




FIG. 7