



US00D893188S

(12) **United States Design Patent** (10) **Patent No.:** **US D893,188 S**
Reiss et al. (45) **Date of Patent:** **** Aug. 18, 2020**

(54) **TRAY**

(71) Applicants: **Daniel Jacob Reiss**, San Francisco, CA (US); **Quentin John Anderson Weir**, Ann Arbor, MI (US)

(72) Inventors: **Daniel Jacob Reiss**, San Francisco, CA (US); **Quentin John Anderson Weir**, Ann Arbor, MI (US)

(**) Term: **15 Years**

(21) Appl. No.: **29/711,577**

(22) Filed: **Oct. 31, 2019**

Related U.S. Application Data

(63) Continuation-in-part of application No. 29/620,941, filed on Aug. 28, 2017, now abandoned.

(51) **LOC (12) Cl.** **09-04**

(52) **U.S. Cl.**
USPC **D3/304**

(58) **Field of Classification Search**

USPC D3/304, 318, 319; D6/300, 382, 383, D6/648, 672, 675, 675.2, 682.2, 683; D7/387, 388, 391, 392.1, 296.1, 396.6, D7/403, 409, 511, 550.1, 553.1, 553.2, D7/566, 568, 601, 602, 614, 615, 629, D7/701, 703, 707, 708; D9/414, 416, D9/424, 425, 426, 427, 428, 430, 432, D9/433, 434, 435, 436, 456, 601, 602, D9/701, 703, 707, 708, 715, 721, 732, D9/736, 756, 761; D34/38; D24/121, D24/123, 124, 227, 228; D19/34.1, 34.2, D19/34.4, 75, 96, 97; D25/119, 120, D25/121, 122, 123, 126, 129, 138, 142
CPC B65D 81/02; B65D 81/054; B65D 81/055; B65D 81/2023; B65D 81/05; B65D 85/34; B65D 85/36; B65D 85/40; B65D 85/46; B65D 5/04; B65D 5/105; B65D 5/5035; B65D 5/0004; B65D 5/4212; B65D 5/503; B65D 65/42; B65D 65/461;

B65D 43/16; B65D 43/18; B65D 75/5855; B65D 71/70; B65D 1/36; B65D 21/0212; A47G 19/30; B65B 11/52; B65B 31/028; E04B 2001/7691

See application file for complete search history.

(56) **References Cited**

U.S. PATENT DOCUMENTS

D547,064	S	*	7/2007	Snell	D3/304
D563,155	S	*	3/2008	Wyllie	D7/387
D654,445	S	*	2/2012	Daniel	D14/125
D677,154	S	*	3/2013	Miller	D9/424
D686,498	S	*	7/2013	Rego	D9/456
D701,699	S	*	4/2014	Bonacina	D3/304
D727,153	S	*	4/2015	Kwak	D9/456

(Continued)

OTHER PUBLICATIONS

Max Bait Tray Systems: Announced Jun. 8, 2012 [online]. Site Visited [Mar. 28, 2020]. Available from Internet URL: https://www.baitmasters.com/store/shopdisplayproducts.asp?id=74&cat=maxbts.*

(Continued)

Primary Examiner — Catherine S Posthauer
(74) *Attorney, Agent, or Firm* — The McArthur Law Firm; Sean Lynch

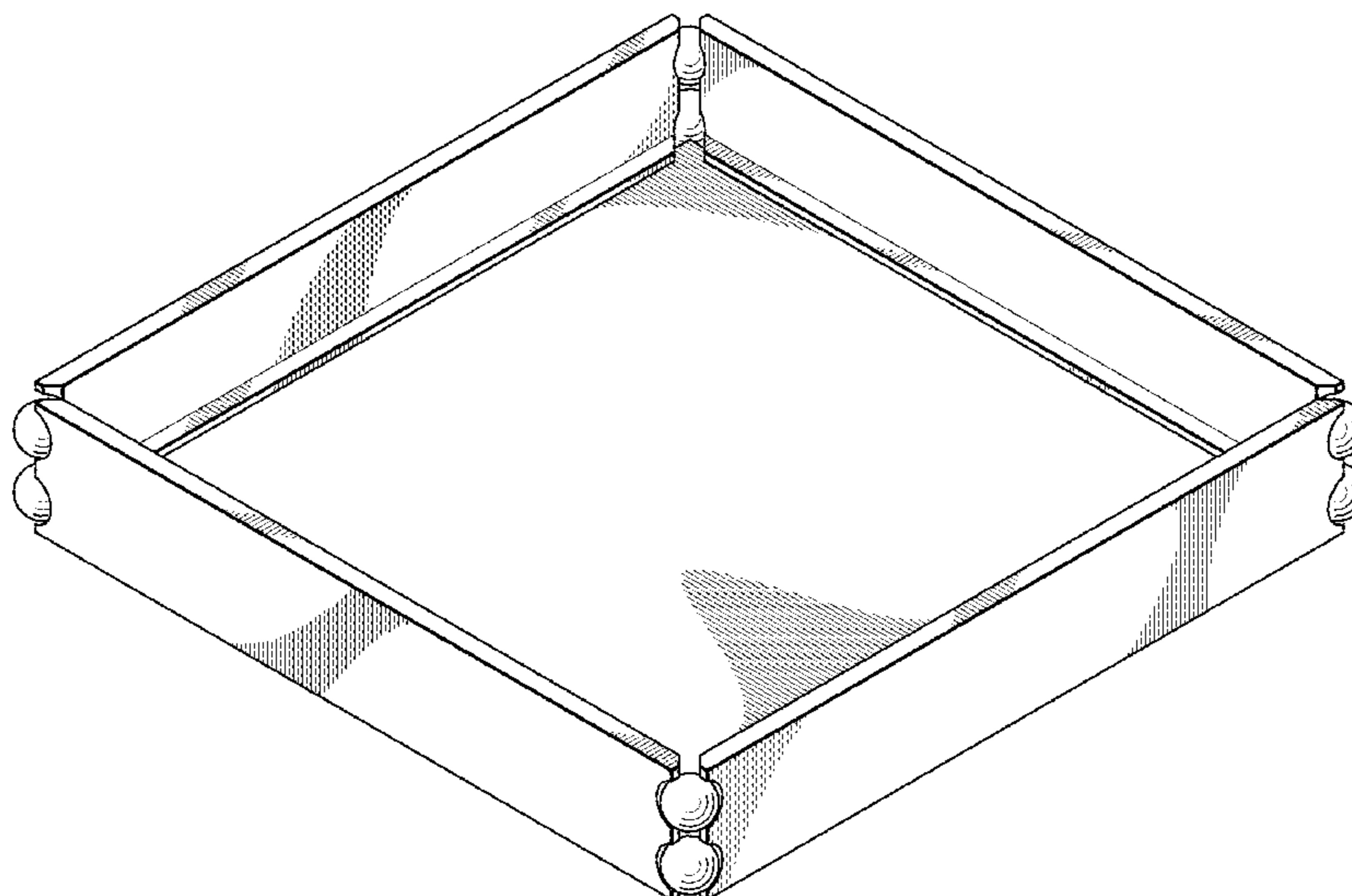
(57) **CLAIM**

The ornamental design for a tray, as shown and described.

DESCRIPTION

FIG. 1 is a perspective view of our tray.
FIG. 2 is a side view thereof, all sides being identical.
FIG. 3 is a side corner view thereof, all side corner views being identical.
FIG. 4 is a top plan view thereof; and,
FIG. 5 is a bottom plan view thereof.

1 Claim, 4 Drawing Sheets



(56)

References Cited

U.S. PATENT DOCUMENTS

D739,089 S * 9/2015 Cohen D30/118
D750,892 S * 3/2016 Rego D3/305
D802,159 S * 11/2017 Fawdington D24/227
D806,391 S * 1/2018 Ghiorghie D3/304
D819,334 S * 6/2018 Chang D3/314
D834,314 S * 11/2018 Nicoline D3/304
2008/0258593 A1 * 10/2008 Berger A47B 88/994
312/348.3
2009/0200324 A1 * 8/2009 Geelen B65D 1/34
220/780
2012/0325719 A1 * 12/2012 Jian B65D 19/0002
206/521
2014/0166532 A1 * 6/2014 Sugimoto B65D 71/70
206/703

OTHER PUBLICATIONS

Dice Tray: Announced Aug. 6, 2018 [online]. Site visited [Apr. 20, 2020]. Available from Internet URL: https://www.amazon.com/Dice-Tray-Collapsible-Tabletop-Pathfinder/dp/B07F59RLB1/ref=cm_cr_arp_d_product_top?ie=UTF8.*

Scroll Rolling Tray: Site Visited [Apr. 20, 2020]. Available from Internet URL: <https://www.norsefoundry.com/products/scroll-rolling-tray-by-elderwood-academy?variant=6178573713438>.*

* cited by examiner

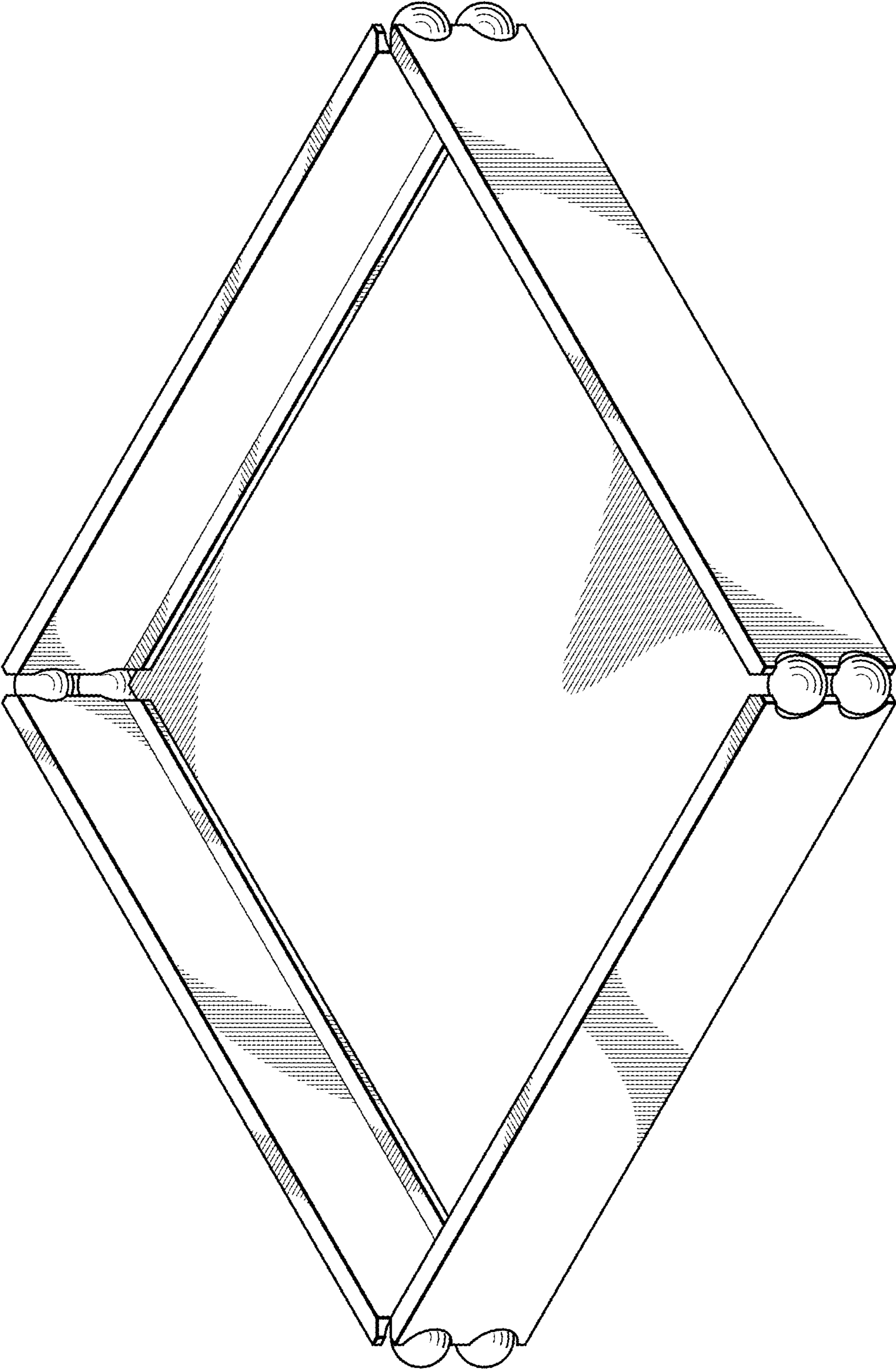


FIG. 1




FIG. 2

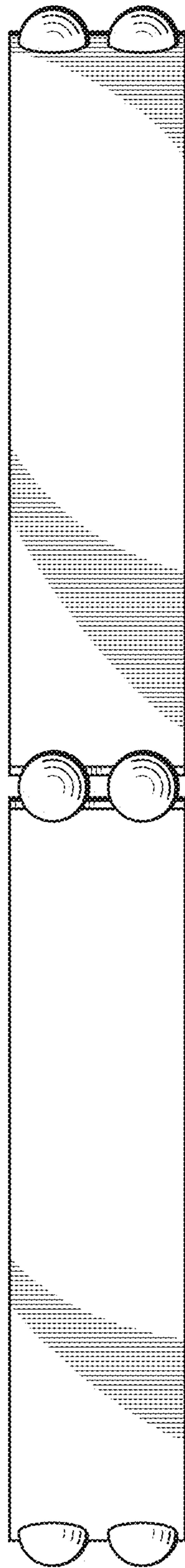


FIG. 3




FIG. 4




FIG. 5