

US00D893173S

(12) **United States Design Patent**
Sprecher et al.

(10) **Patent No.:** **US D893,173 S**

(45) **Date of Patent:** **** Aug. 18, 2020**

- (54) **BANDOLEER**
- (71) Applicant: **Merc Arms, LLC**, Lebanon, PA (US)
- (72) Inventors: **Joshua Tyler Sprecher**, Annville, PA (US); **Christopher Moon**, Mount Joy, PA (US)
- (73) Assignee: **Merc Arms, LLC**, Lebanon, PA (US)
- (**) Term: **15 Years**
- (21) Appl. No.: **29/669,822**
- (22) Filed: **Nov. 12, 2018**
- (51) **LOC (12) Cl.** **03-01**
- (52) **U.S. Cl.**
USPC **D3/224**
- (58) **Field of Classification Search**
USPC D3/224, 221, 226, 215, 228, 222–223;
224/219, 222, 236, 240, 250–251, 624,
224/661, 602–603, 257, 913–914,
224/930–931, 614, 605, 625, 682–683,
224/674; D2/624–628; 2/311, 338;
206/3; 383/206
CPC A45C 1/00; A45C 1/04; A45F 5/00; A45F
5/02; G11B 23/023; G11B 33/02; F42B
39/00; F42B 39/02; F41C 33/002
See application file for complete search history.

(56) **References Cited**

U.S. PATENT DOCUMENTS

- 745,866 A * 12/1903 Laing F41C 33/002
224/602
- 960,058 A * 5/1910 West A45F 3/04
224/576
- 1,110,694 A * 9/1914 Jennings A45F 3/02
224/602
- 1,128,149 A * 2/1915 Jennings A45F 3/02
224/602
- 2,455,352 A * 12/1948 Beckman F42B 39/02
224/602

- 2,732,111 A * 1/1956 Fogle F42B 39/02
224/602
- 4,722,464 A * 2/1988 Wright G11B 33/025
224/235
- D365,928 S * 1/1996 Sauer D3/224
- D505,787 S * 6/2005 Vaughn D3/224
- D604,947 S * 12/2009 Smart D3/224
- 7,870,982 B2 * 1/2011 Dong A45F 3/14
224/257
- D661,484 S * 6/2012 Hamra D3/224
- 8,225,973 B1 * 7/2012 Bellinson A45F 3/02
224/257

(Continued)

Primary Examiner — Catherine R Oliver-Garcia
(74) *Attorney, Agent, or Firm* — Hooker & Habib, P.C.

(57) **CLAIM**

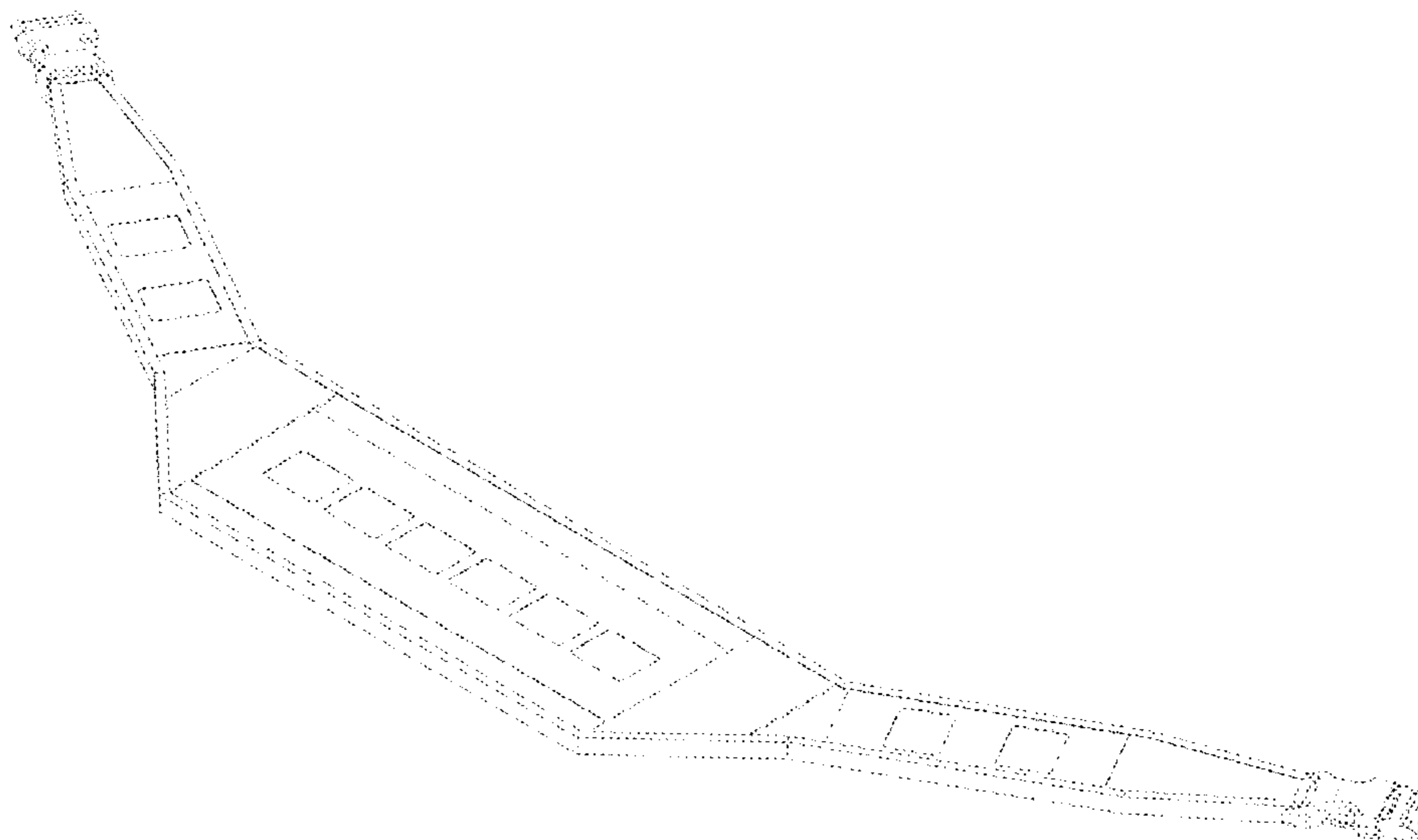
The ornamental design for a bandoleer, as shown and described.

DESCRIPTION

FIG. 1 is a front-top perspective view of the bandoleer;
 FIG. 2 is a front view thereof;
 FIG. 3 is a rear view thereof;
 FIG. 4 is a left side view thereof;
 FIG. 5 is a right side view thereof;
 FIG. 6 is a top plan view thereof;
 FIG. 7 is a bottom plan view thereof;
 FIG. 8 is a front-top perspective view of a second embodiment bandoleer;
 FIG. 9 is a front view thereof;
 FIG. 10 is a rear view thereof;
 FIG. 11 is a left side view thereof;
 FIG. 12 is a right side view thereof;
 FIG. 13 is a top plan view thereof; and,
 FIG. 14 is a bottom plan view thereof.

The broken line portions of the figure drawings are included to show unclaimed subject matter and form no part of the claimed design.

1 Claim, 6 Drawing Sheets



(56)

References Cited

U.S. PATENT DOCUMENTS

2016/0015156 A1* 1/2016 Hunter A45F 3/14
224/603

* cited by examiner

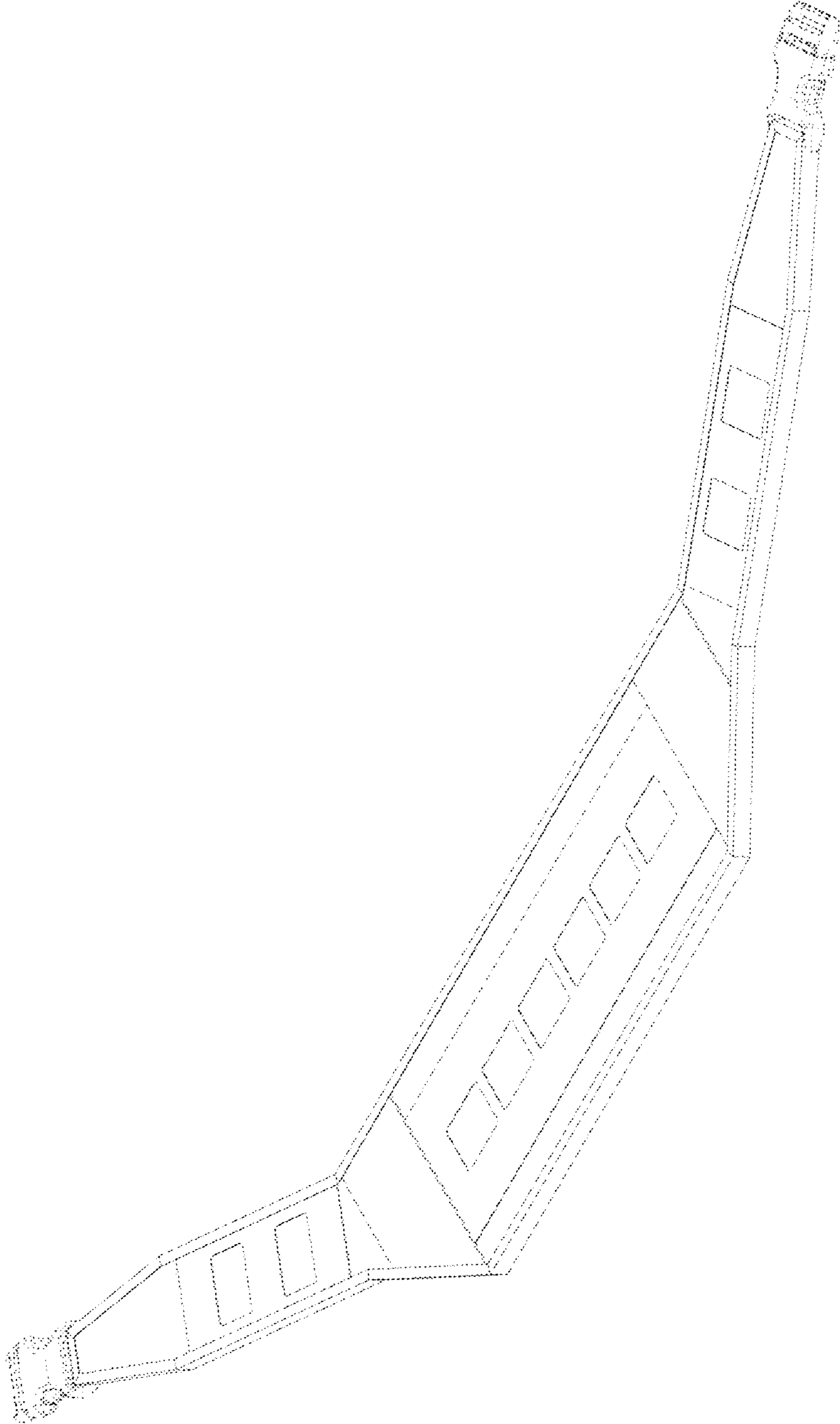


Fig. 1

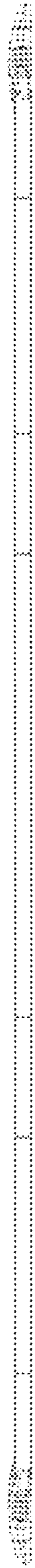


Fig. 2




Fig. 3




Fig. 4




Fig. 5

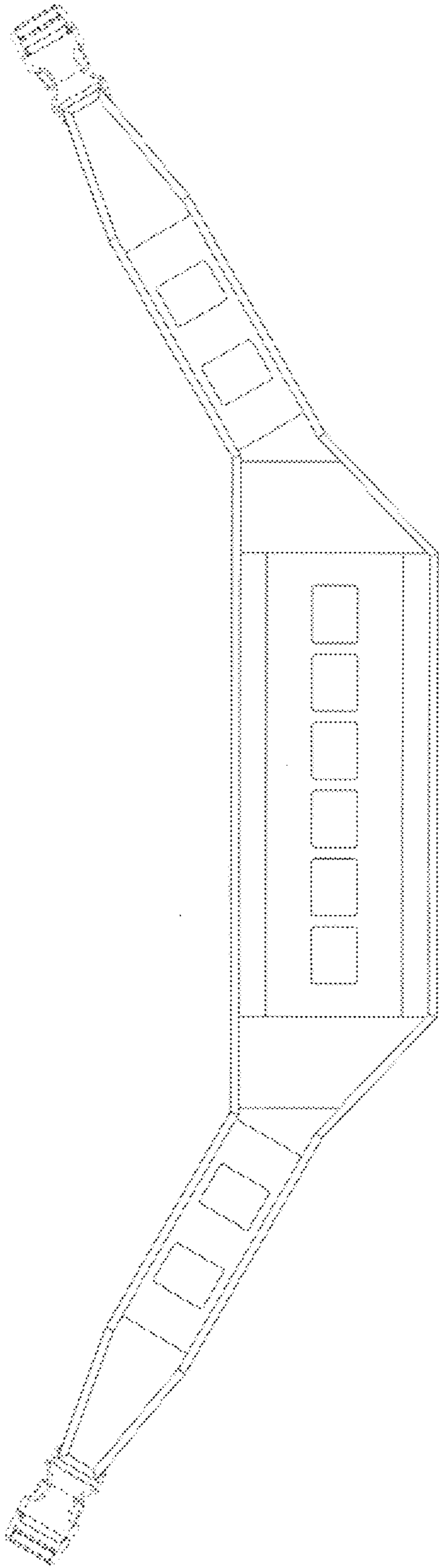


Fig. 6




Fig. 7

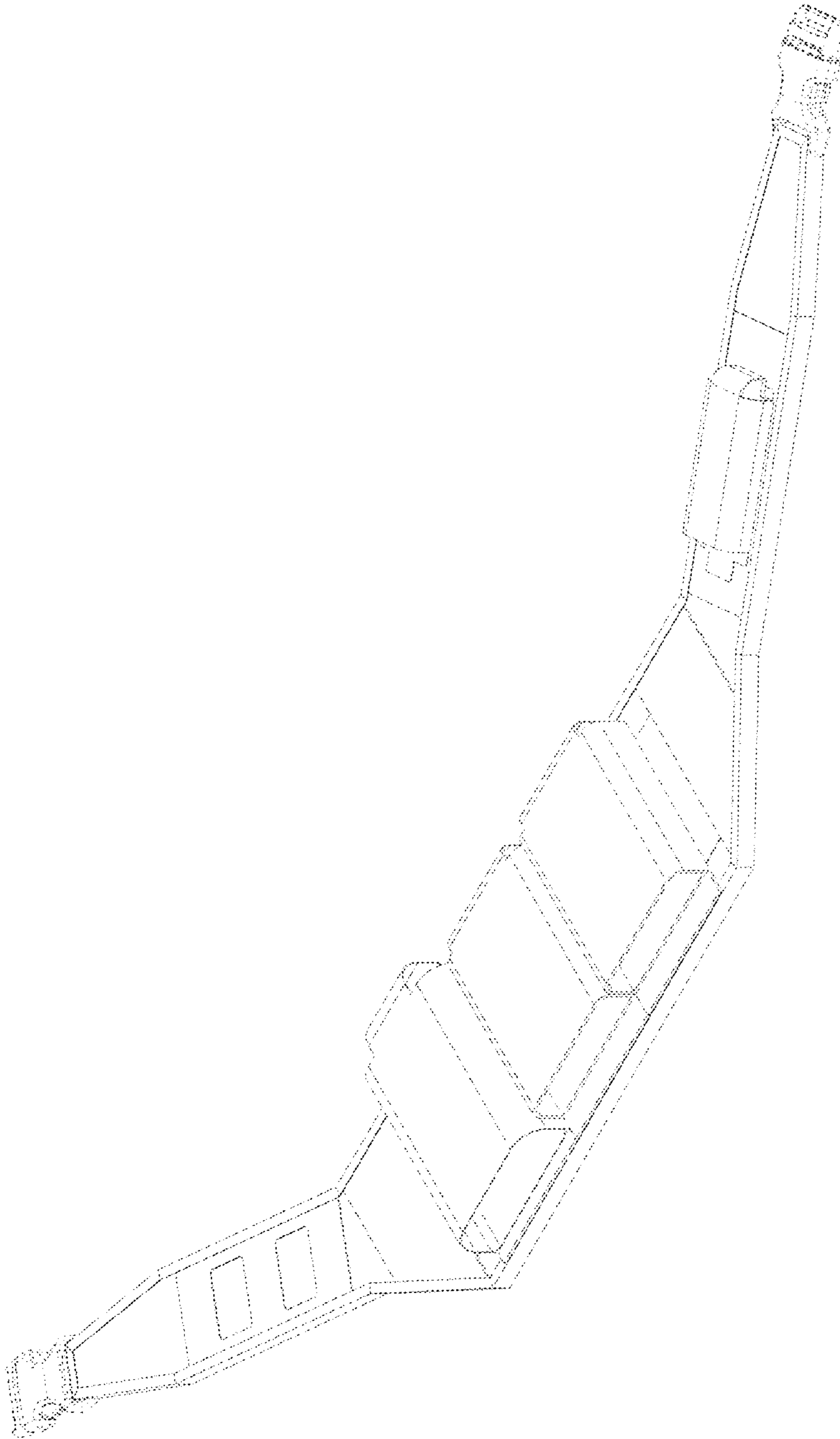


Fig. 8




Fig. 9




Fig. 10




Fig. 11




Fig. 12

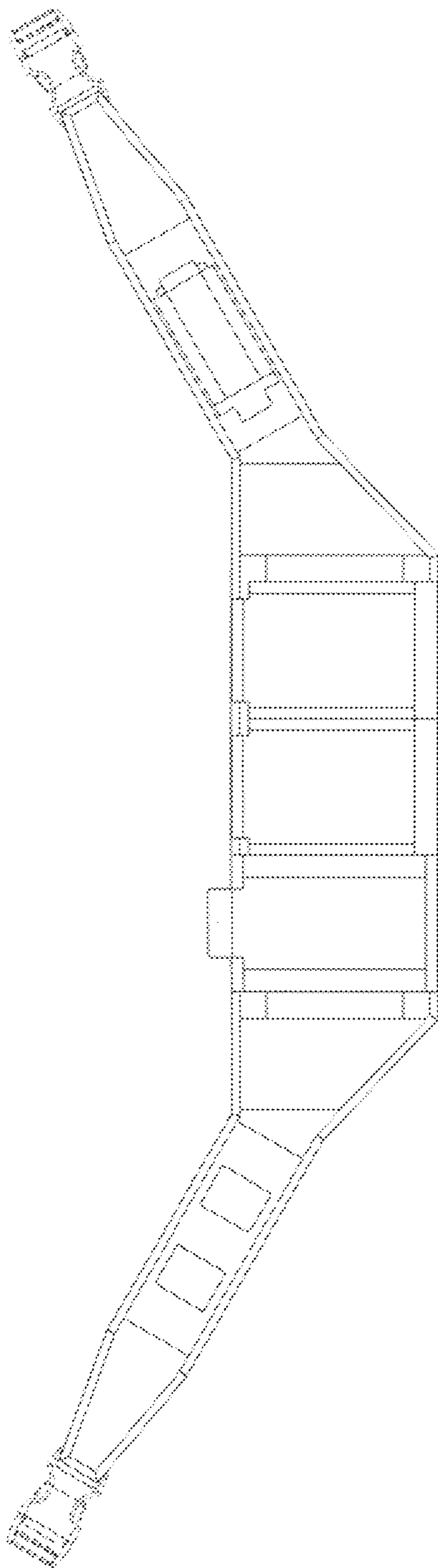


Fig. 13

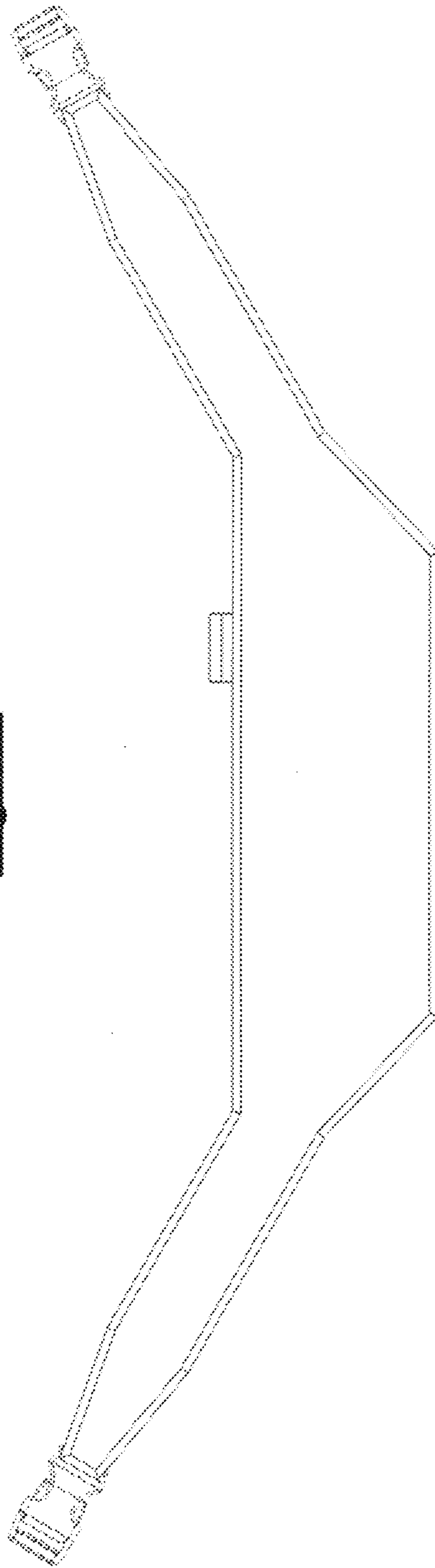


Fig. 14