



US00D893167S

(12) **United States Design Patent** (10) **Patent No.:** **US D893,167 S**  
**Edmunds** (45) **Date of Patent:** **\*\* Aug. 18, 2020**

(54) **TAMPON COMPONENT**  
(71) Applicant: **Kathleen Edmunds**, Knoxville, TN (US)  
(72) Inventor: **Kathleen Edmunds**, Knoxville, TN (US)  
(\*\*) Term: **15 Years**  
(21) Appl. No.: **29/651,997**  
(22) Filed: **Aug. 23, 2019**  
(51) **LOC (12) Cl.** ..... **03-01**  
(52) **U.S. Cl.**  
USPC ..... **D3/203.5**; D24/141  
(58) **Field of Classification Search**  
USPC ..... D24/114, 121, 123, 130, 132, 133, 140, D24/141; D3/201, 203.1, 203.2, 203.5; D7/550.1, 501; D6/529, 532, 536; D9/522, 760, 761; 604/11-18, 904  
CPC ..... A61F 13/20; A61F 13/26; A61F 13/84; A61F 13/263; A61F 13/266; A61F 13/551; A61F 13/2051; A61F 13/2077; A61F 13/2097; A61F 13/5511; A61F 13/55185; A61F 13/55175; A45D 27/22; A45D 29/20; A45D 33/00; A45D 33/16; A45D 33/003; A61B 1/00; A61B 1/31; A61B 1/32; A61B 1/00154  
See application file for complete search history.

D817,023 S \* 5/2018 Oliver ..... D6/536  
D874,126 S \* 2/2020 Peters ..... D3/201  
2019/0000210 A1\* 1/2019 Kim ..... A45D 34/04  
2020/0029672 A1\* 1/2020 Wilson ..... A45D 33/16

\* cited by examiner

*Primary Examiner* — Wan Laymon  
*Assistant Examiner* — Clint A Samuel  
(74) *Attorney, Agent, or Firm* — Michael E. McKee

(57) **CLAIM**

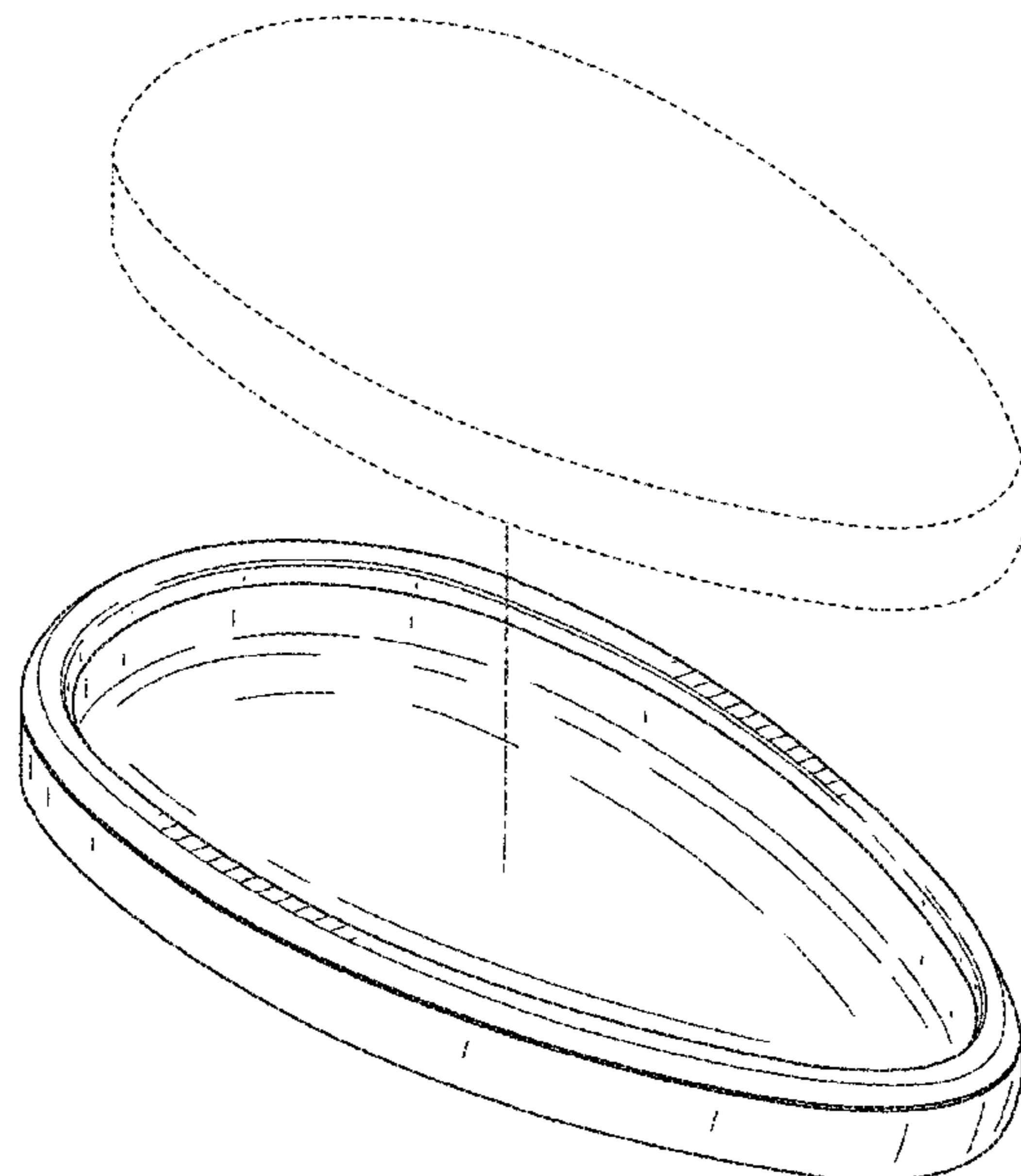
The ornamental design for a tampon component, as shown and described.


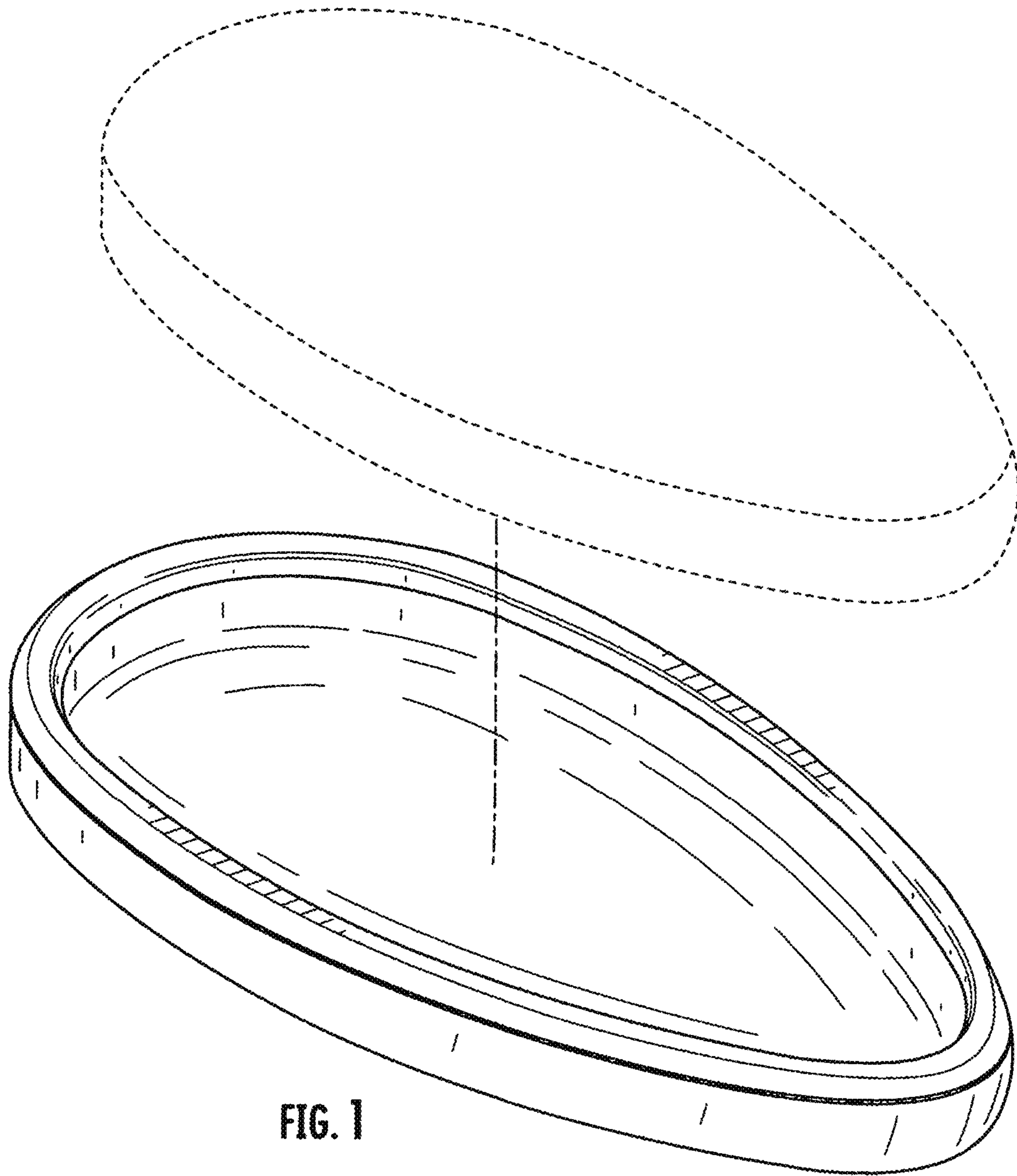
**DESCRIPTION**

FIG. 1 is a perspective view of a tampon component showing my new design and depicting in broken line an amount of absorbent material capable of being held within the component;  
FIG. 2 is a front elevation view thereof;  
FIG. 3 is a back elevation view thereof;  
FIG. 4 is a top plan view thereof;  
FIG. 5 is a left side elevation view thereof;  
FIG. 6 is a right side elevation view thereof;  
FIG. 7 is a bottom plan view thereof;  
FIG. 8 is a cross sectional view thereof taken about along line 8-8 of FIG. 7;  
FIG. 9 is a top plan view of an alternative embodiment of a tampon component; and,  
FIG. 10 is a bottom plan view of thereof.  
The front and back plan views and the left and right side elevation views of the alternative embodiment of FIGS. 9 and 10 are identical to FIGS. 2, 3, 5 and 6 respectively.  
The broken line showing in the drawings is included for the purpose of illustrating environmental elements of the tampon component and forms no part of the claimed design.

**1 Claim, 4 Drawing Sheets**

(56) **References Cited**  
U.S. PATENT DOCUMENTS  
1,835,951 A \* 12/1931 Kendall ..... A45D 33/003  
132/305  
D222,680 S \* 11/1971 Douglas ..... D7/550.1  
D243,380 S \* 2/1977 Berger ..... D7/354  
D427,424 S \* 7/2000 Conway ..... D3/203.5  
D563,157 S \* 3/2008 Bouveret ..... D7/392.1  
D805,804 S \* 12/2017 Li ..... D6/536








FIG. 5

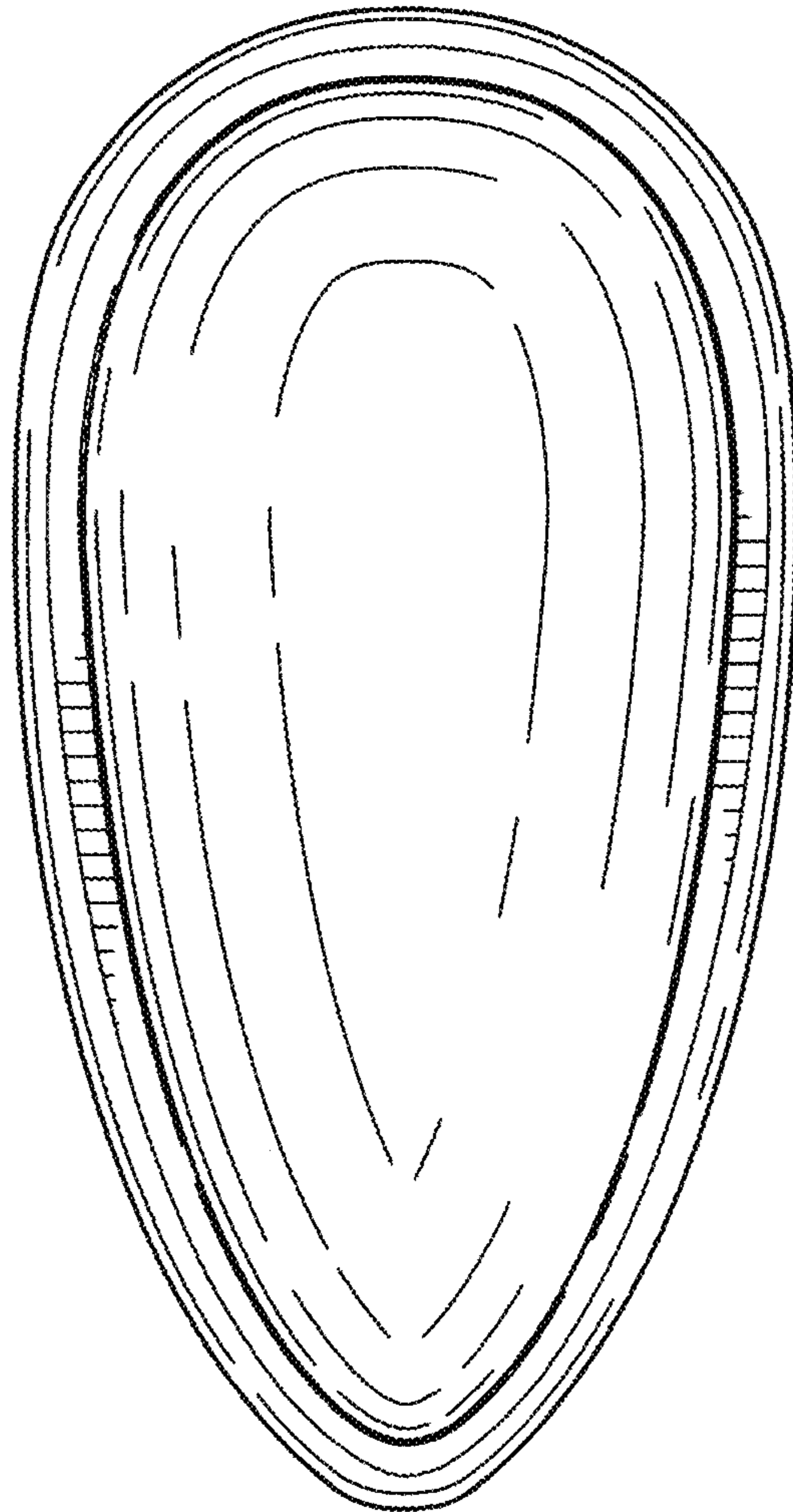


FIG. 4




FIG. 6

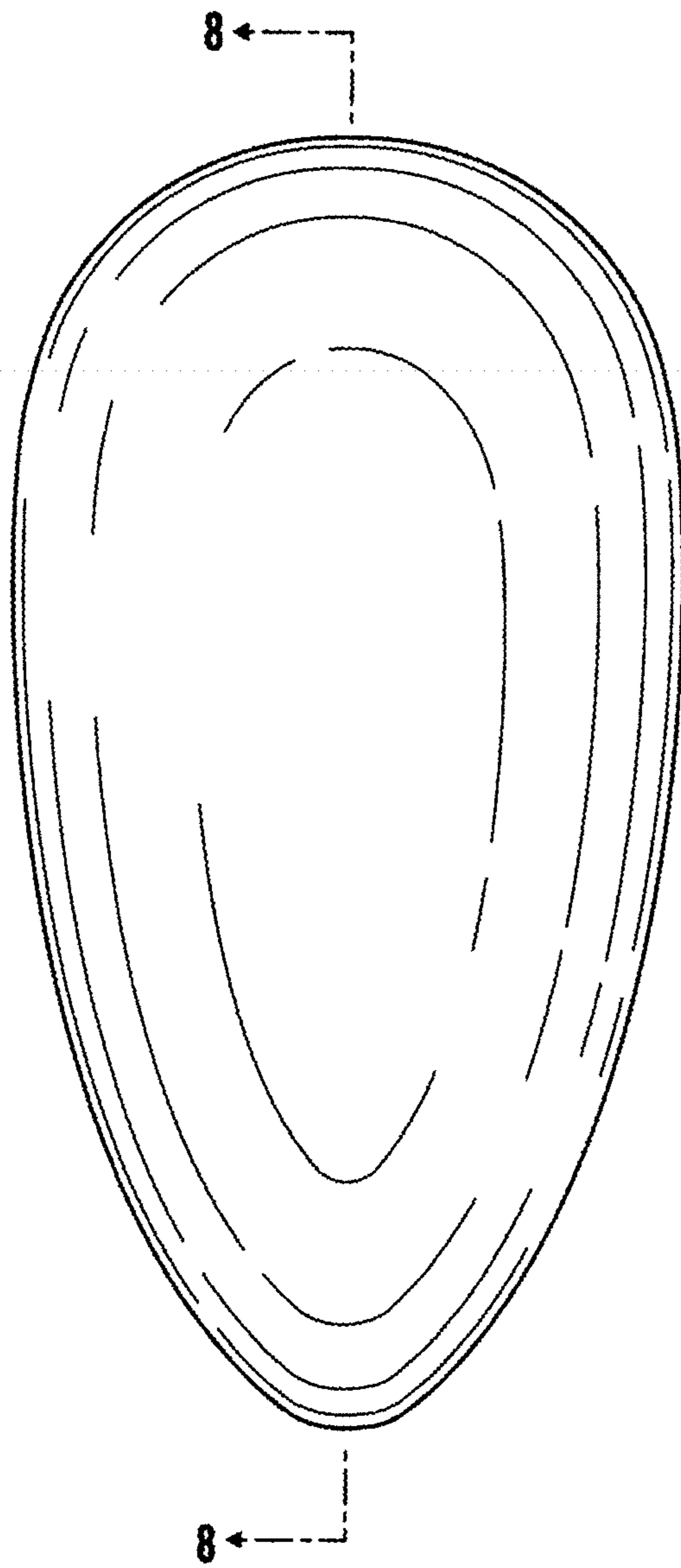


FIG. 7

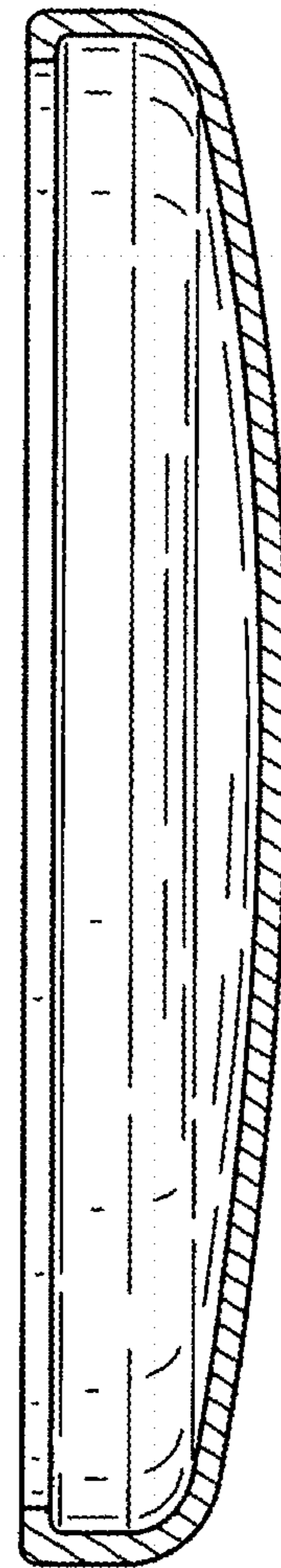


FIG. 8

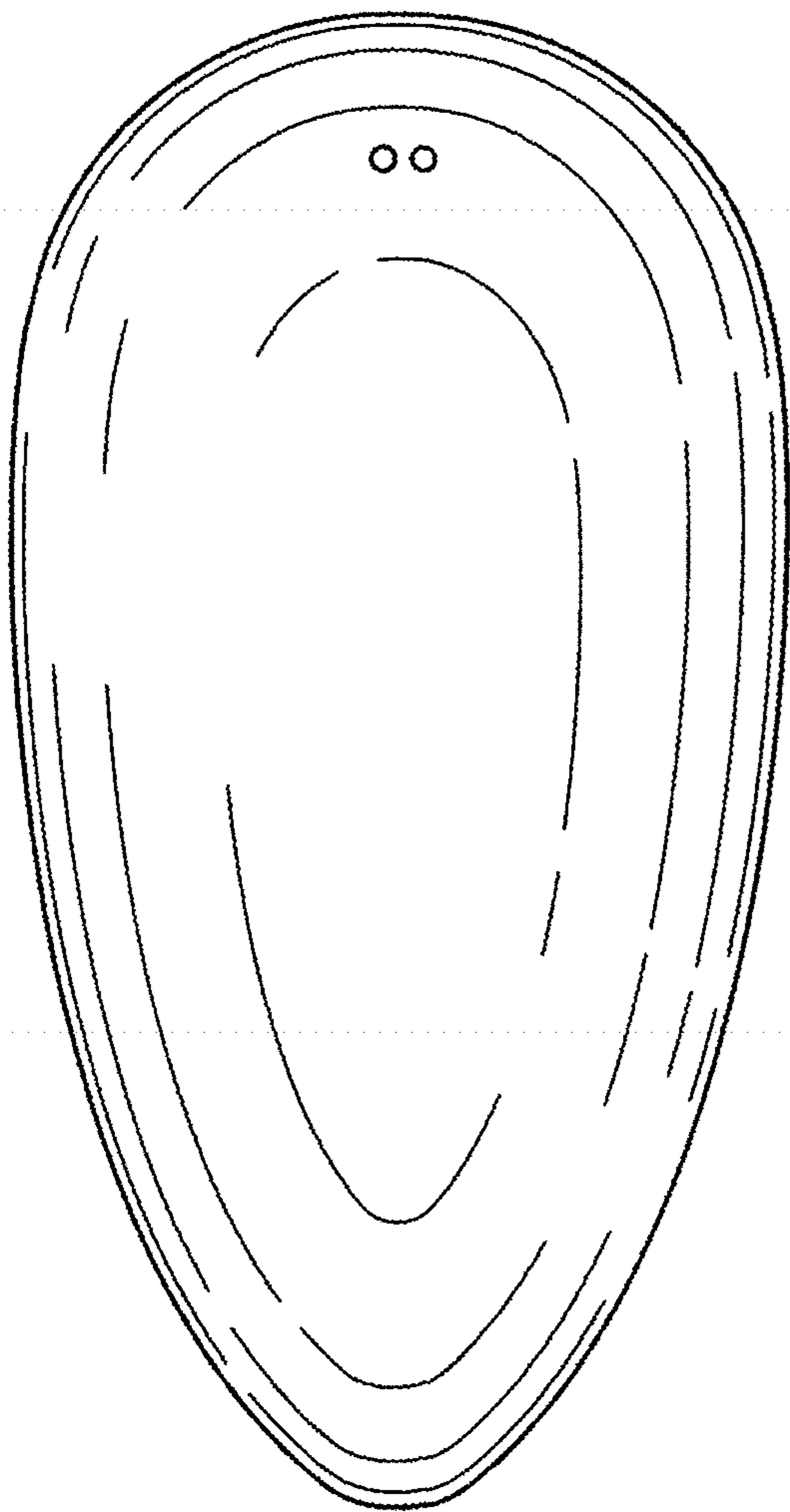


FIG. 9

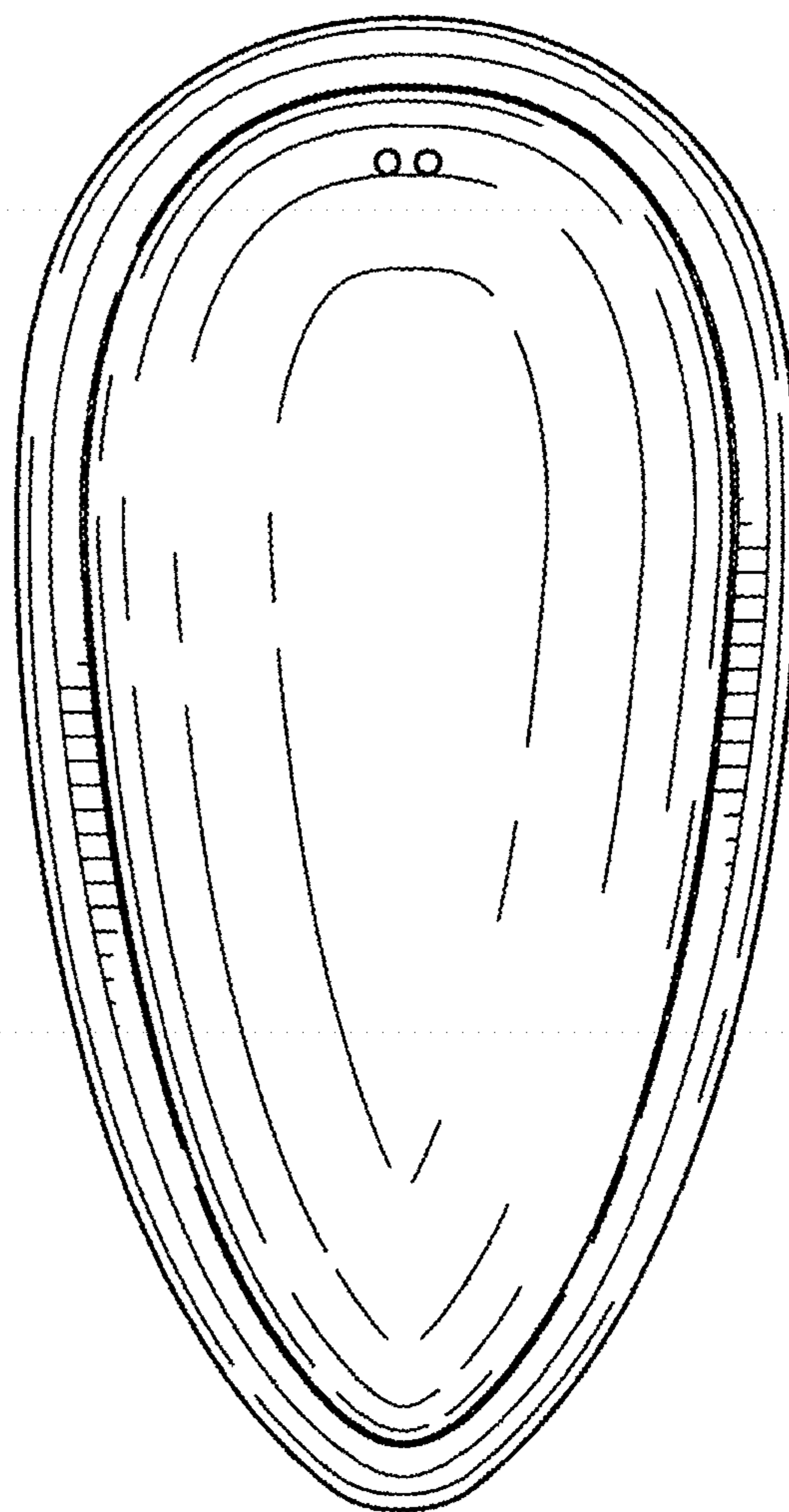


FIG. 10