



US00D893159S

(12) **United States Design Patent** (10) **Patent No.:** **US D893,159 S**
Jones (45) **Date of Patent:** **** Aug. 18, 2020**

(54) **SHOE**
(71) Applicant: **NIKE, Inc.**, Beaverton, OR (US)
(72) Inventor: **Evan Jones**, Portland, OR (US)
(73) Assignee: **NIKE, Inc.**, Beaverton, OR (US)
(**) Term: **15 Years**
(21) Appl. No.: **29/690,927**

D675,420 S * 2/2013 Young D2/972
D682,530 S * 5/2013 Wilken D2/972
D694,508 S * 12/2013 Henrichot D2/972
D768,374 S * 10/2016 Roulo D2/972
D798,575 S * 10/2017 Comeaux D2/972
D801,673 S * 11/2017 Wright D2/972
D809,763 S * 2/2018 Martin D2/972
D813,518 S * 3/2018 Jury D2/972
D814,781 S * 4/2018 Cin D2/972
D821,728 S * 7/2018 Sokol D2/972
D832,566 S * 11/2018 Kuerbis D2/972
D855,963 S * 8/2019 Reyes D2/972
D880,140 S * 4/2020 Jury D2/973

(22) Filed: **May 13, 2019**
(51) **LOC (12) Cl.** **02-04**
(52) **U.S. Cl.**
USPC **D2/972**
(58) **Field of Classification Search**
USPC D2/896, 902, 905, 907, 908, 943, 944,
D2/945, 946, 969, 972
CPC A43B 1/00; A43B 1/10; A43B 1/12; A43B
1/14; A43B 3/00; A43B 5/00; A43B
5/001; A43B 5/002; A43B 5/003; A43B
5/007; A43B 5/008; A43B 5/02; A43B
5/06; A43B 58/08; A43B 5/10; A43B
5/14; A43B 13/00; A43B 13/02; A43B
13/04; A43B 23/00; A43B 23/02; A43B
23/0205; A43B 23/021; A43B 23/0215;
A43B 23/0245

See application file for complete search history.

(56) **References Cited**
U.S. PATENT DOCUMENTS

4,354,319 A * 10/1982 Block A43B 5/00
36/114
4,393,605 A * 7/1983 Spreng A43B 5/06
36/102
D310,442 S 9/1990 Hatfield
D609,449 S * 2/2010 La Rochelle D2/972
D643,613 S * 8/2011 Smith D2/972
D649,765 S * 12/2011 Dolan D2/972
D649,766 S * 12/2011 Petrie D2/972

OTHER PUBLICATIONS

“The Nike Air Max 90 OG “Infrared” Is Almost Here”; Kicks on Fire; retrieved Dec. 17, 2017; published May 5, 2015; URL: <<https://www.kicksonfire.com/the-nike-air-max-90-og-infrared-is-almost-here/>>.

* cited by examiner

Primary Examiner — Elizabeth J Oswecki
(74) *Attorney, Agent, or Firm* — Banner & Witcoff, Ltd.


(57) **CLAIM**

The ornamental design for a shoe, as shown and described.

DESCRIPTION

FIG. 1 is a front perspective view of a shoe showing my new design;
FIG. 2 is a side view thereof; and,
FIG. 3 is a rear perspective view thereof.
The uneven-length broken lines immediately adjacent to the shaded area define the bounds of the claimed design and form no part thereof. The even-length broken lines within the shaded area represent stitching and form no part of the claimed design. The uneven-length broken lines depicting the remainder of the shoe show features that form no part of the claimed design.

1 Claim, 3 Drawing Sheets



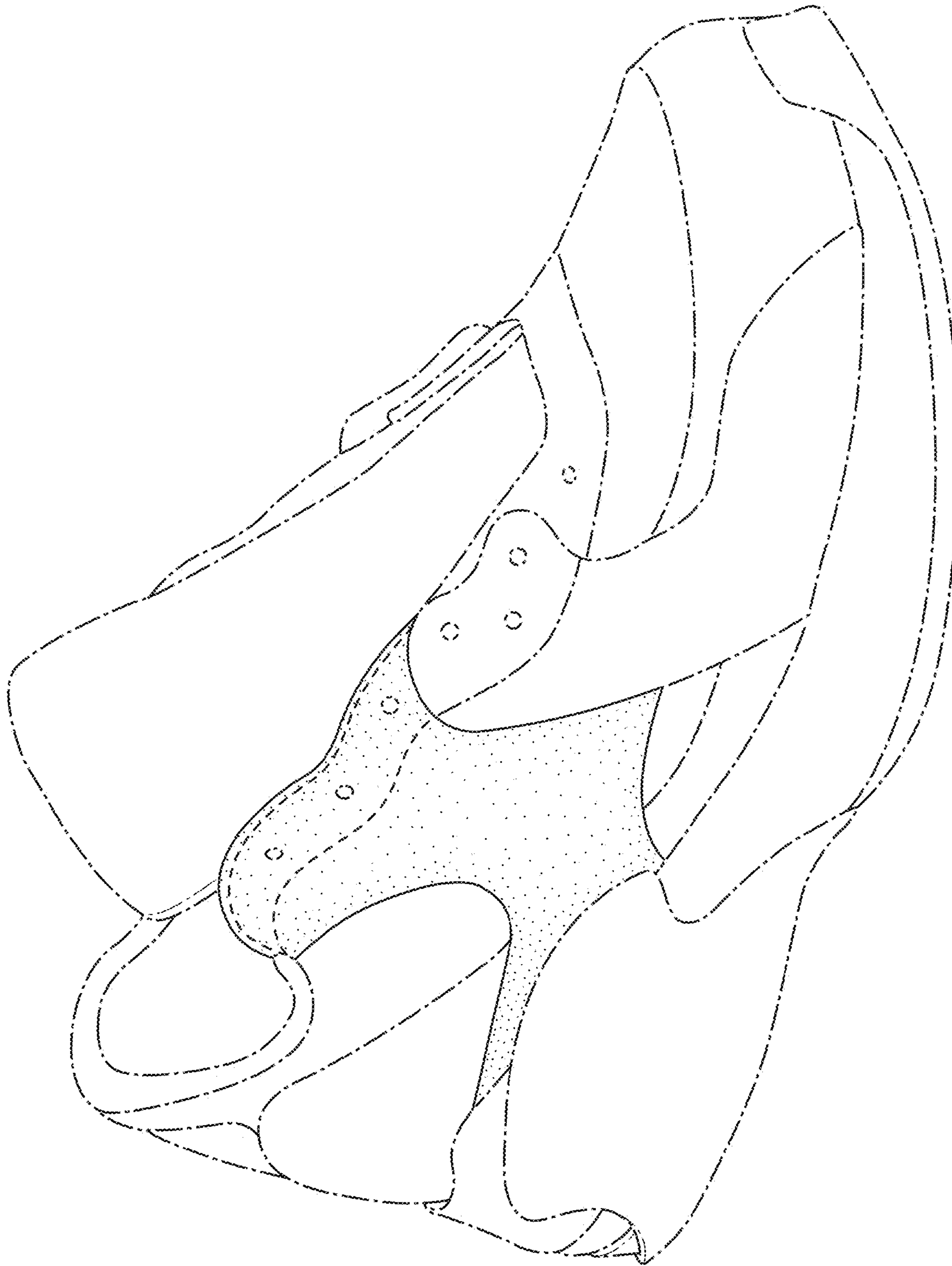


FIG. 1

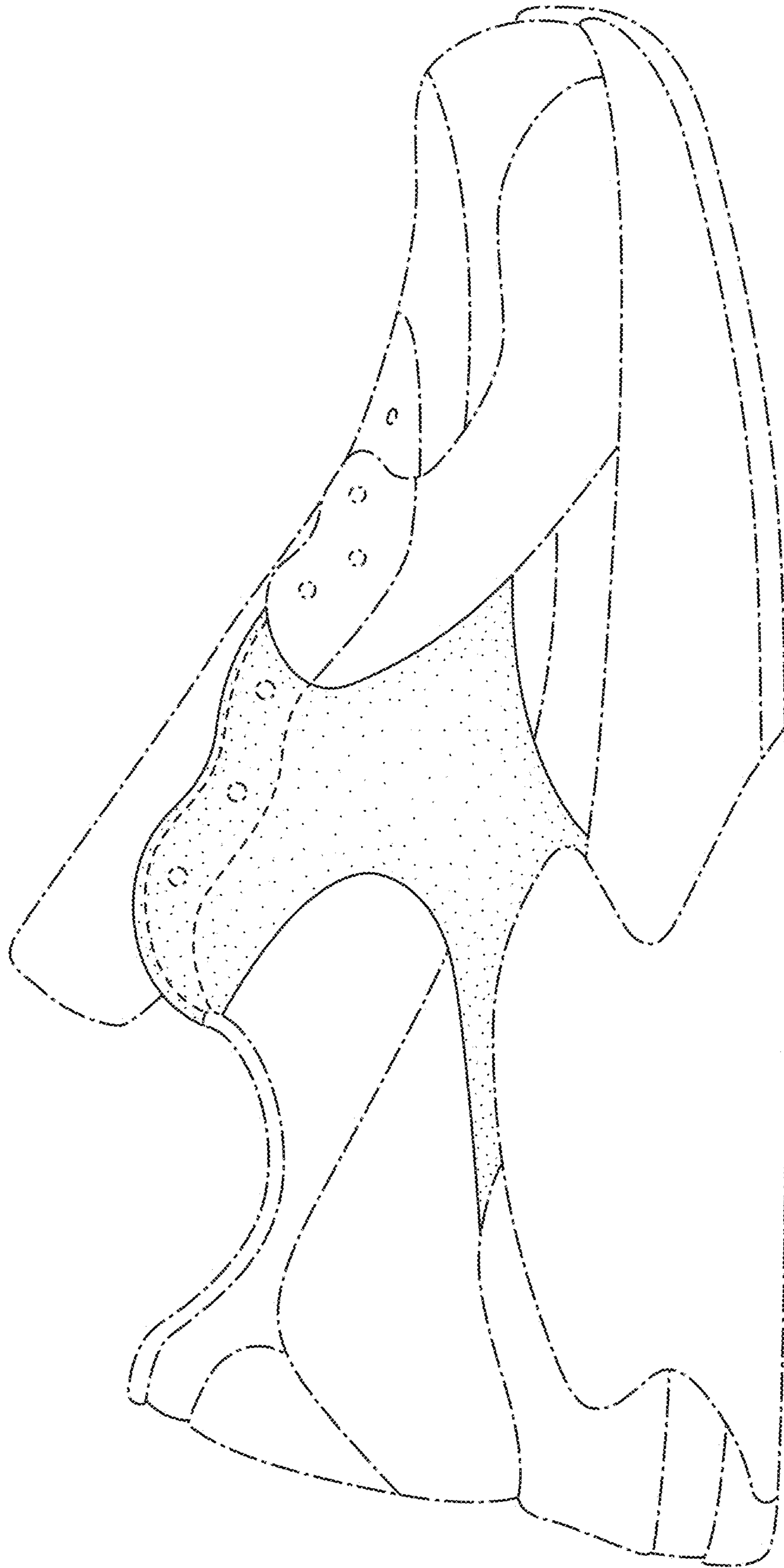


FIG. 2

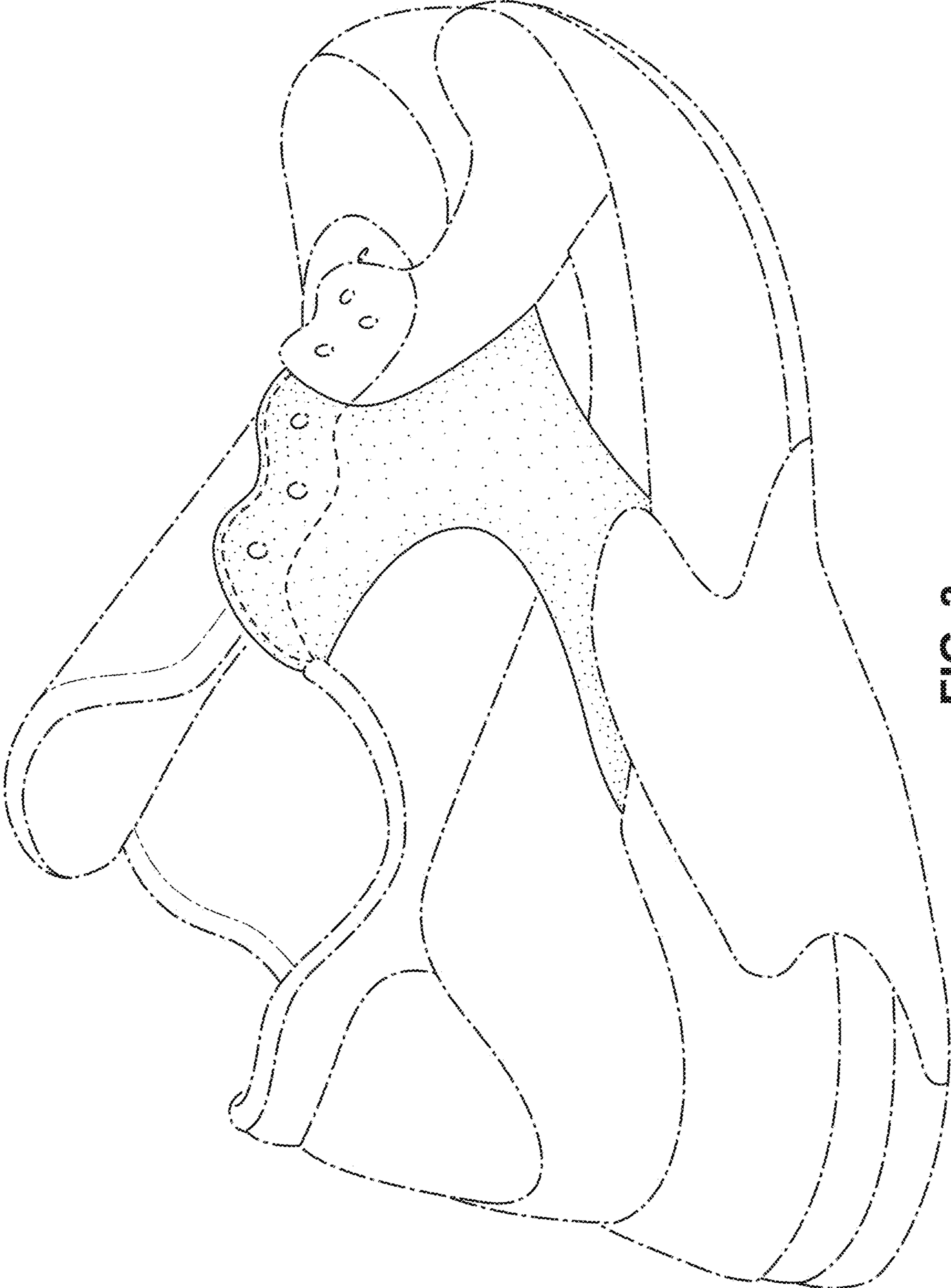


FIG. 3