



US00D893157S

(12) **United States Design Patent** (10) **Patent No.:** **US D893,157 S**
Amago (45) **Date of Patent:** **** Aug. 18, 2020**

(54) **SHOE**

(71) Applicant: **NIKE, Inc.**, Beaverton, OR (US)

(72) Inventor: **Justin Amago**, Portland, OR (US)

(73) Assignee: **NIKE, Inc.**, Beaverton, OR (US)

(**) Term: **15 Years**

(21) Appl. No.: **29/673,326**

(22) Filed: **Dec. 13, 2018**

(51) **LOC (12) Cl.** **02-04**

(52) **U.S. Cl.**

USPC **D2/972**

(58) **Field of Classification Search**

USPC D2/896, 902, 906-908, 946, 969,
D2/972-974, 978

CPC .. A43B 5/00; A43B 23/26; A43B 1/04; A43B
7/00; A43B 3/12; A43B 13/181; A43B
13/141; A43B 13/186; A43B 13/188;
A43B 23/00; A43B 23/02; A43C 3/00;
A43C 11/004; A43C 5/00; A43C 7/00

See application file for complete search history.

(56) **References Cited**

U.S. PATENT DOCUMENTS

D315,441 S *	3/1991	Hatfield	D2/970
D325,291 S *	4/1992	Hatfield	D2/970
D336,148 S *	6/1993	Adams	D2/969
D382,690 S *	8/1997	Hirahata	D2/902
D737,035 S *	8/2015	Nakano	D2/911
D780,425 S *	3/2017	Abe	D2/972
D851,384 S *	6/2019	Brammer	D2/973

OTHER PUBLICATIONS

Air Jordan 6 Retro posted by Nike posted date unknown, © NIKE.com, [online], [site visited Jun. 7, 2020]. Available from Internet, <https://www.nike.com/t/air-jordan-6-retro-shoe-mgDVSQ/CT5350-401> (Year: 2020).*

“Nike SB Dunk Mid Pro QS “White Widow””; Flight Club; retrieved Mar. 19, 2019; disclosure date unknown but prior to the filing date of the present application; URL: <<https://www.flightclub.com/nike-sb-dunk-mid-pro-qs-sail-gym-red-fresh-mint-803812>>.

The One That Started It All: A History of the Jordan 1 [online], retrieved Dec. 3, 2018], retrieved from Grailed [Internet] <URL: <<https://www.grailed.com/drycleanonly/jordan-1-history>> ; 9 color pages, Dated Aug. 24, 2017.

* cited by examiner

Primary Examiner — Cynthia Ramirez

Assistant Examiner — Laura H Yu

(74) *Attorney, Agent, or Firm* — Banner & Witcoff, Ltd.

(57) **CLAIM**

The ornamental design for a shoe, as shown and described.

DESCRIPTION


FIG. 1 is a front perspective view of a shoe showing my new design;

FIG. 2 is a side view thereof; and,

FIG. 3 is a rear perspective view thereof.

The broken lines immediately adjacent to the shaded area define the bounds of the claimed design and form no part thereof. The nine eyelets shown in broken lines form no part of the claimed design. The broken lines depicting the remainder of the shoe show features that form no part of the claimed design.

1 Claim, 3 Drawing Sheets



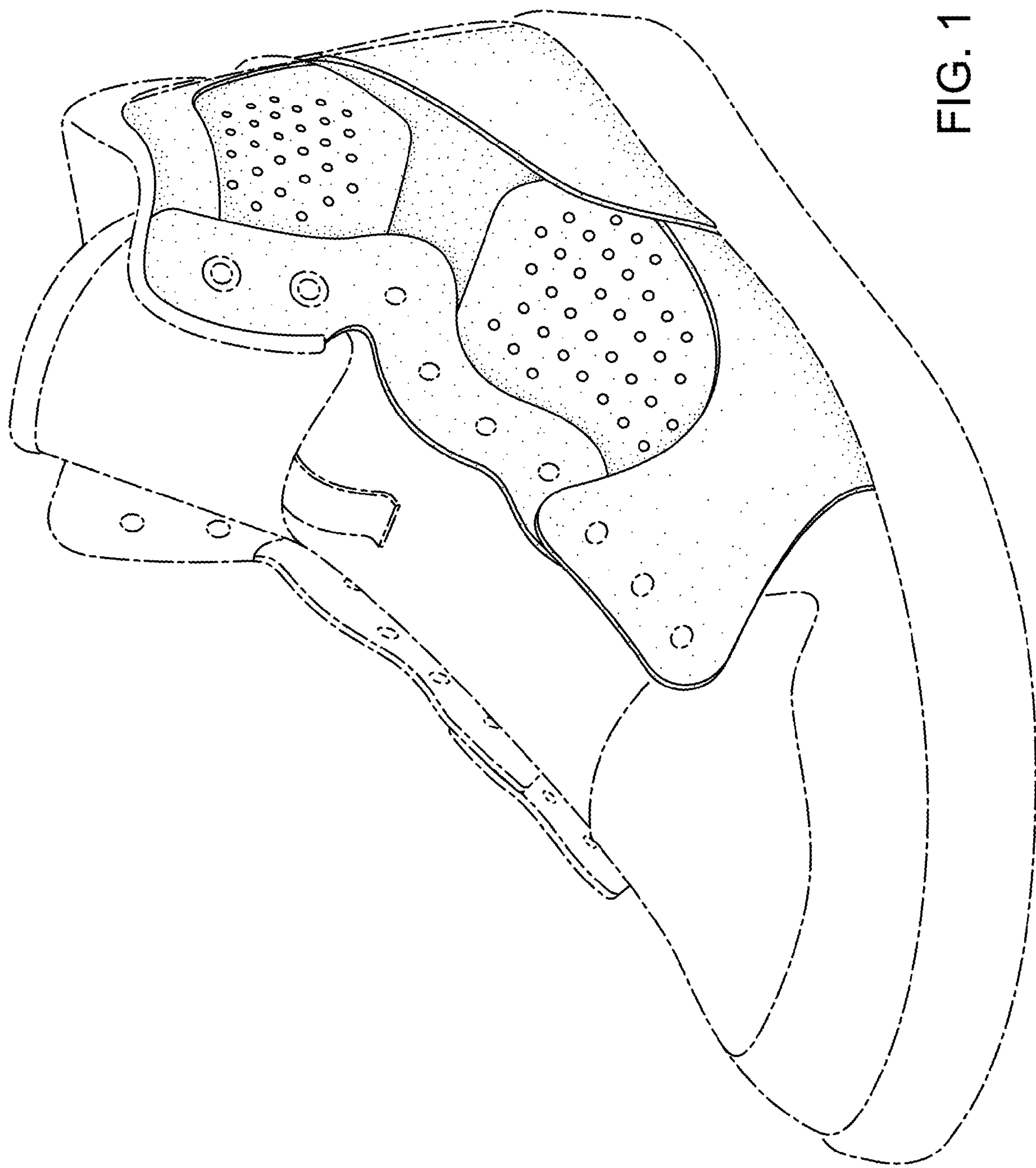


FIG. 1

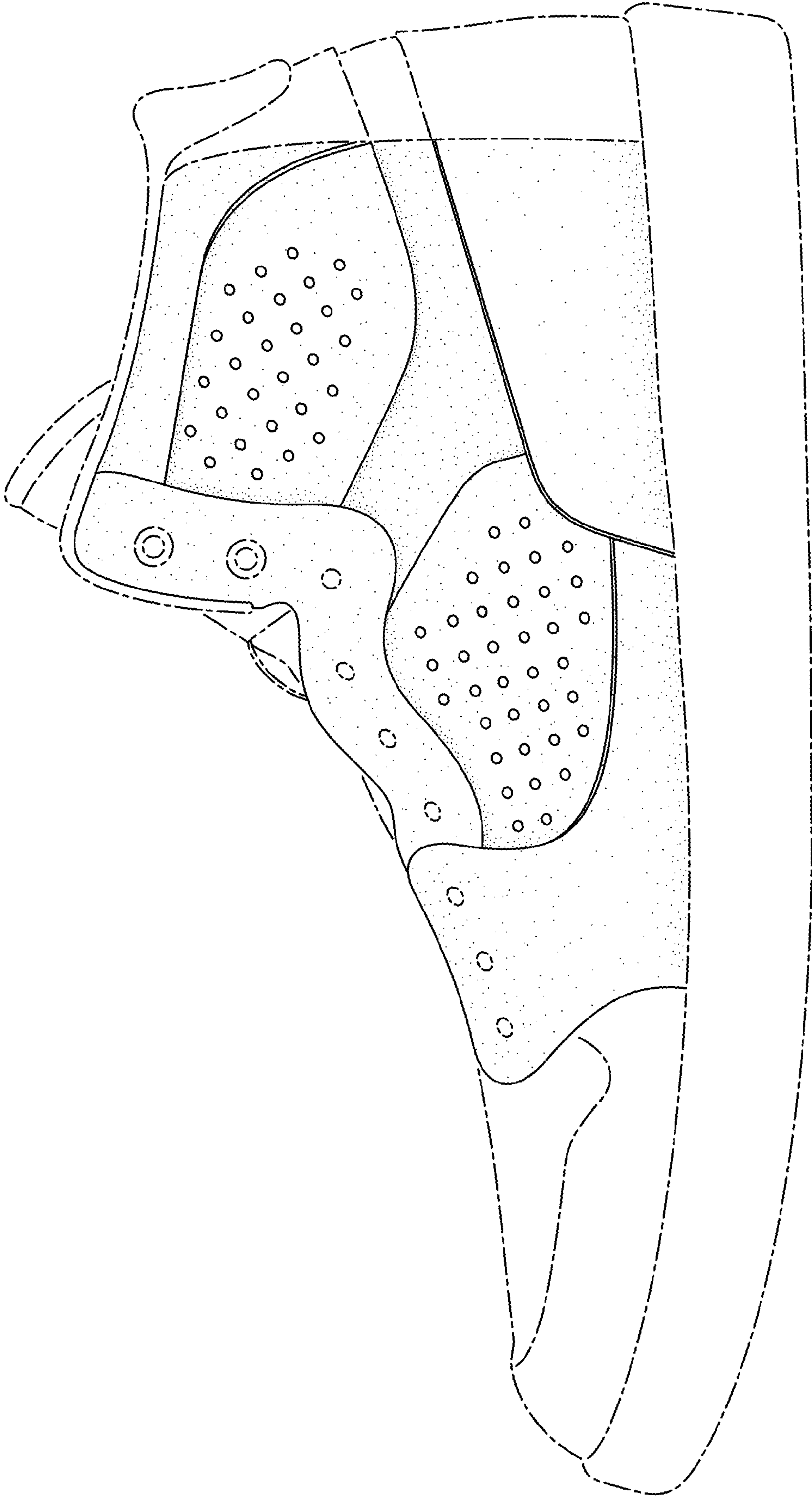


FIG. 2

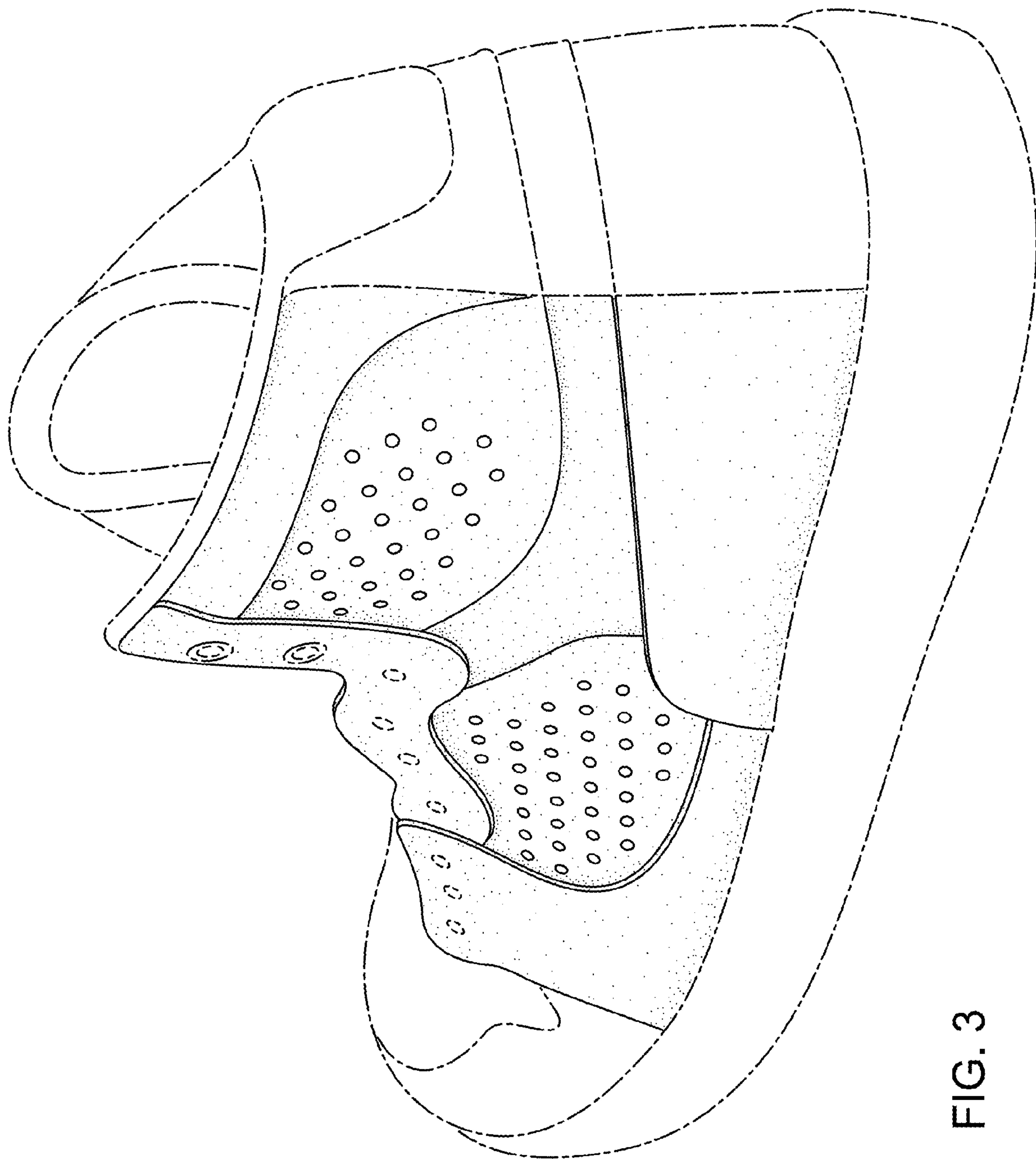


FIG. 3