



US00D893150S

(12) **United States Design Patent**
Vella

(10) **Patent No.:** **US D893,150 S**

(45) **Date of Patent:** **** Aug. 18, 2020**

- (54) **SHOE SOLE**
- (71) Applicant: **Puma SE**, Herzogenaurach (DE)
- (72) Inventor: **Chris Vella**, Boston, MA (US)
- (73) Assignee: **PUMA SE**, Herzogenaurach (DE)
- (**) Term: **15 Years**
- (21) Appl. No.: **29/634,047**
- (22) Filed: **Jan. 18, 2018**
- (51) **LOC (12) Cl.** **02-04**
- (52) **U.S. Cl.**
USPC **D2/954; D2/947; D2/951; D2/953;**
D2/960
- (58) **Field of Classification Search**
USPC D2/902, 906, 908, 916, 918, 925,
D2/946-962, 977; 36/3 B, 22 R, 24.5,
36/25 R, 28, 32 R, 34 R, 59 C, 67 A, 103,
36/313
CPC A43B 13/00; A43B 13/02; A43B 13/023;
A43B 13/026; A43B 13/04; A43B 13/08;
A43B 13/10; A43B 13/12; A43B 13/14;
A43B 13/141; A43B 13/143; A43B
13/16; A43B 13/18; A43B 13/181; A43B
13/187; A43B 13/189; A43B 13/20; A43B
13/22; A43B 13/223; A43B 13/24; A43B
13/28; A43B 13/30; A43B 13/32; A43B
13/34; A43B 13/36
See application file for complete search history.

(56) **References Cited**
U.S. PATENT DOCUMENTS

1,988,784 A *	1/1935	Carrier	A43B 13/223 36/59 C
D268,299 S *	3/1983	Argyropoulos	D2/960
D297,185 S *	8/1988	Berzak	D2/957
D397,849 S *	9/1998	Mitsui	D2/954

D412,393 S *	8/1999	Aquino	D2/954
D447,853 S *	9/2001	Merceron	D2/951
D473,041 S *	4/2003	Finkelberg	D2/957
D499,239 S *	12/2004	Burg	D2/953
D507,863 S *	8/2005	McClaskie	D2/951
6,983,557 B2 *	1/2006	Manz	A43B 21/26 36/103
D541,021 S *	4/2007	McClaskie	D2/954
D595,937 S *	7/2009	Morris	D2/907
D636,157 S *	4/2011	Nascimento	D2/951
D671,726 S *	12/2012	Petrie	D2/951
D689,675 S *	9/2013	Hardman	D2/947
D794,293 S *	8/2017	Robusti	D2/954
D794,294 S *	8/2017	Robusti	D2/954
D798,560 S *	10/2017	Galway	D2/953
D801,650 S *	11/2017	Nykreim	D2/947
D803,531 S *	11/2017	Petrie	D2/947
D810,408 S *	2/2018	Hernandez	D2/947
D819,312 S *	6/2018	Lashmore	D2/947
D821,078 S *	6/2018	Galway	D2/960

(Continued)

Primary Examiner — T Chase Nelson

(74) *Attorney, Agent, or Firm* — Leydig, Voit & Mayer, Ltd.

(57) **CLAIM**

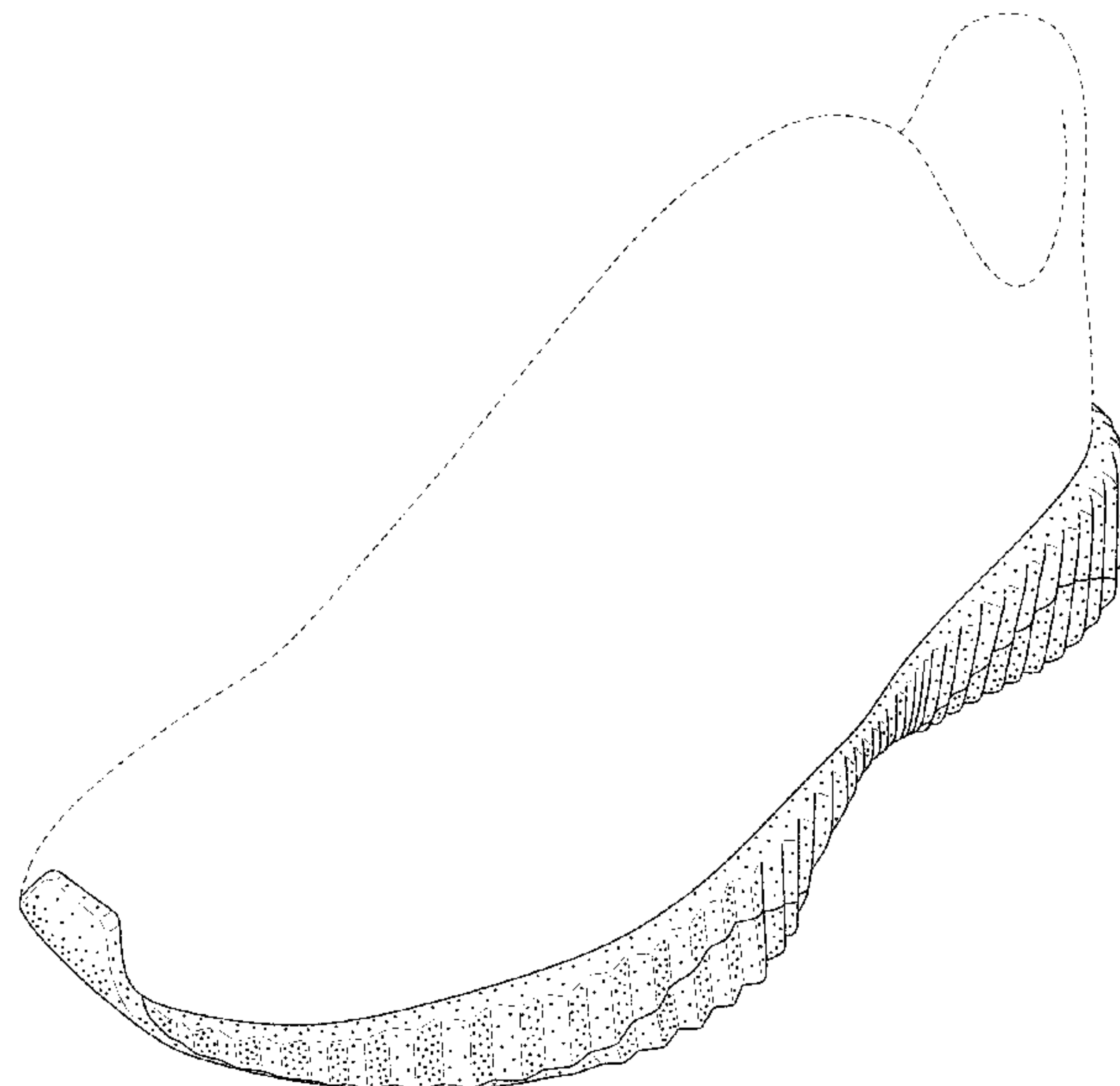
The ornamental design for a shoe sole, as shown and described.

DESCRIPTION

FIG. 1 is a top left front perspective view of the shoe sole according to my new design;
 FIG. 2 is a front view thereof;
 FIG. 3 is a rear view thereof;
 FIG. 4 is a right side view thereof;
 FIG. 5 is a left side view thereof;
 FIG. 6 is a top view thereof; and,
 FIG. 7 is a bottom view thereof.

The broken lines in the drawings indicate environmental structure in the form of a shoe upper that forms no part of the claimed design.

1 Claim, 6 Drawing Sheets



(56)

References Cited

U.S. PATENT DOCUMENTS

D829,420 S * 10/2018 McWee A43B 13/186
D2/947
D829,421 S * 10/2018 Pope D2/947
D829,422 S * 10/2018 Rathburn D2/947
D829,423 S * 10/2018 Robusti A43B 13/223
D2/947
D834,797 S * 12/2018 Rathburn D2/947
D834,798 S * 12/2018 Rathburn D2/947
D834,799 S * 12/2018 Rathburn D2/947
D835,389 S * 12/2018 Durflinger D2/947
D839,565 S * 2/2019 Petrie D2/947
D844,952 S * 4/2019 Taylor D2/947
D844,954 S * 4/2019 Sokol D2/947
D848,126 S * 5/2019 Rhu D2/947
D848,714 S * 5/2019 Cin D2/947
D854,795 S * 7/2019 Hatfield D2/947
D862,053 S * 10/2019 de Montgolfier D2/947
2010/0115796 A1 * 5/2010 Pulli A43B 13/141
36/103
2017/0340057 A1 * 11/2017 Guyan A43B 13/186

* cited by examiner

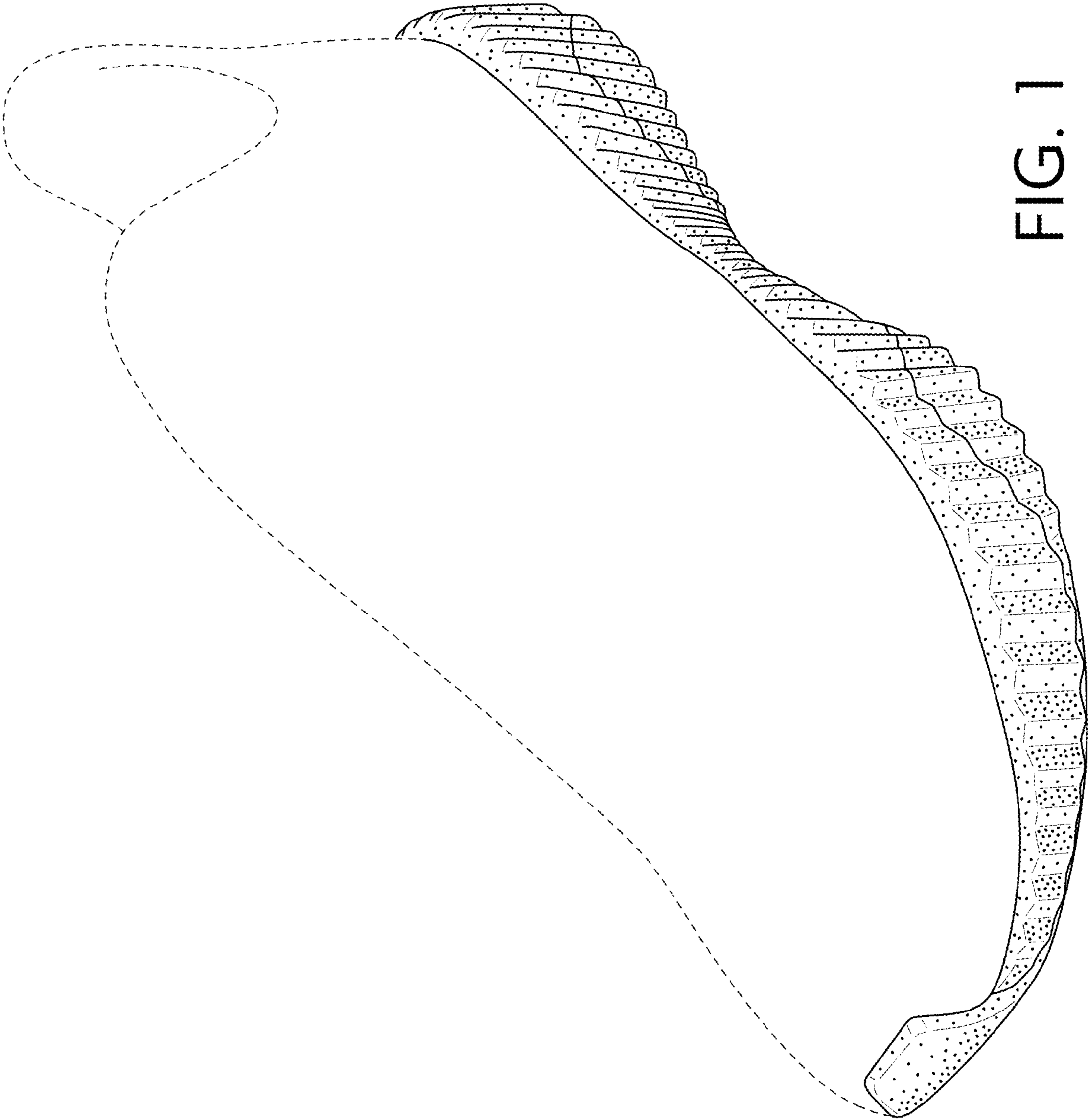


FIG. 1

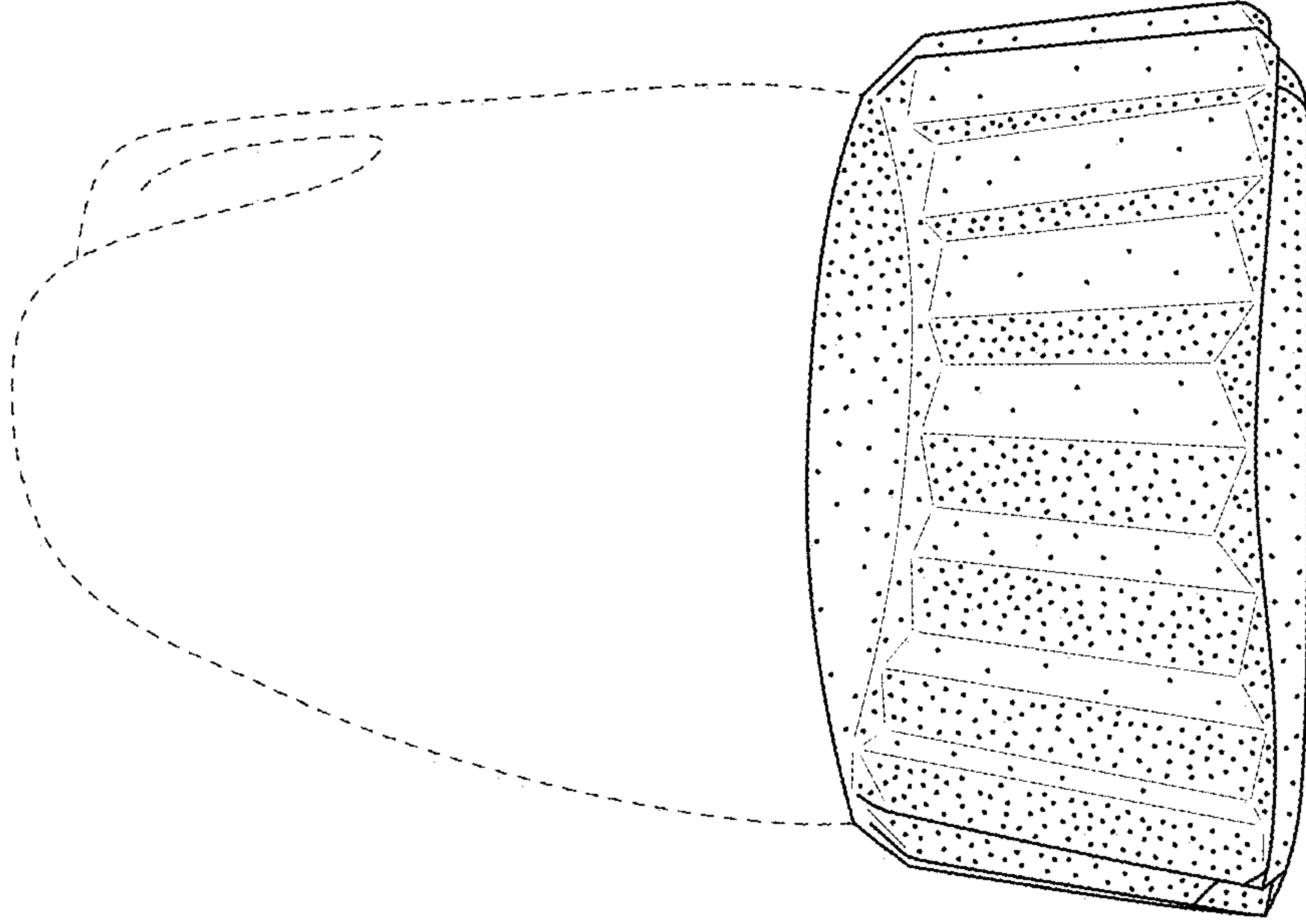


FIG. 3

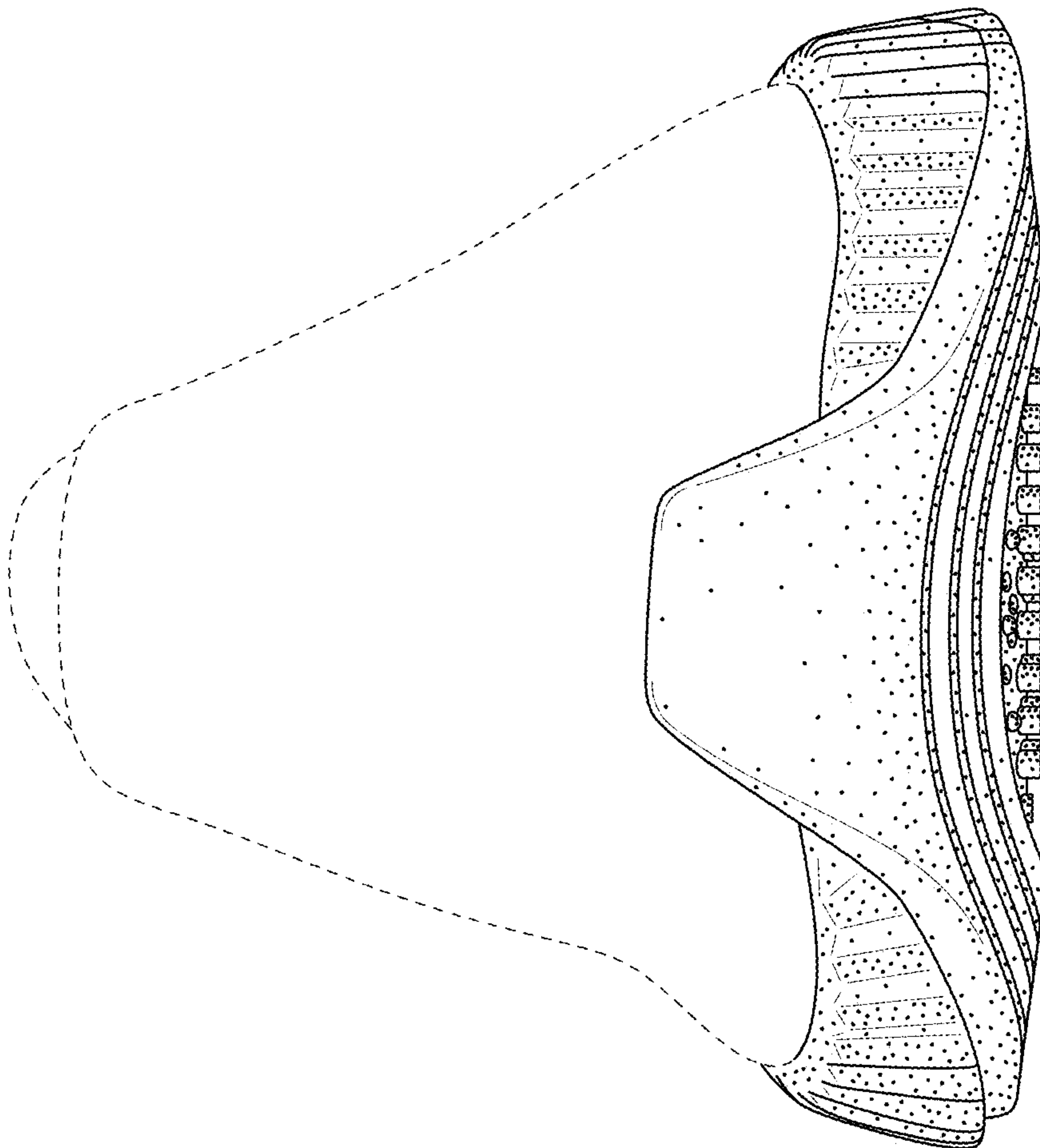


FIG. 2

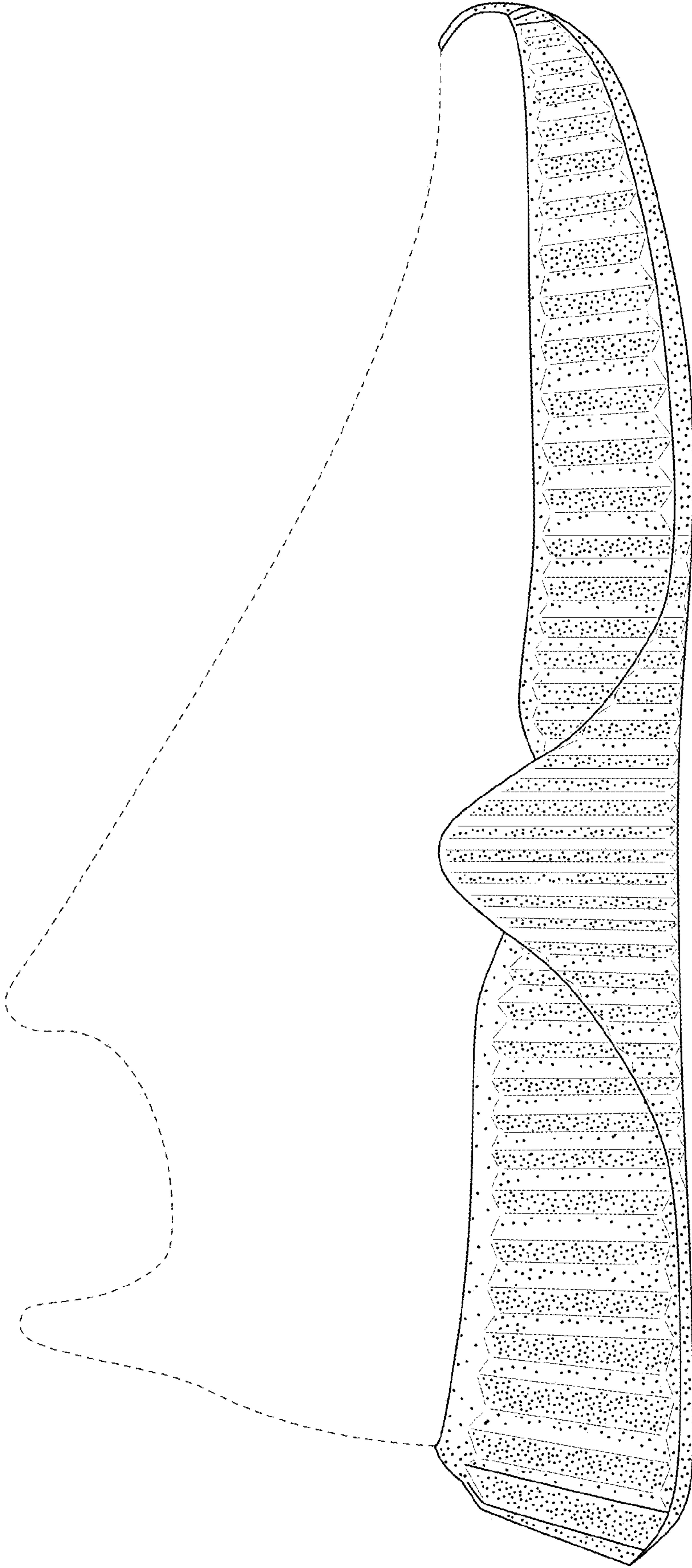


FIG. 4



FIG. 5

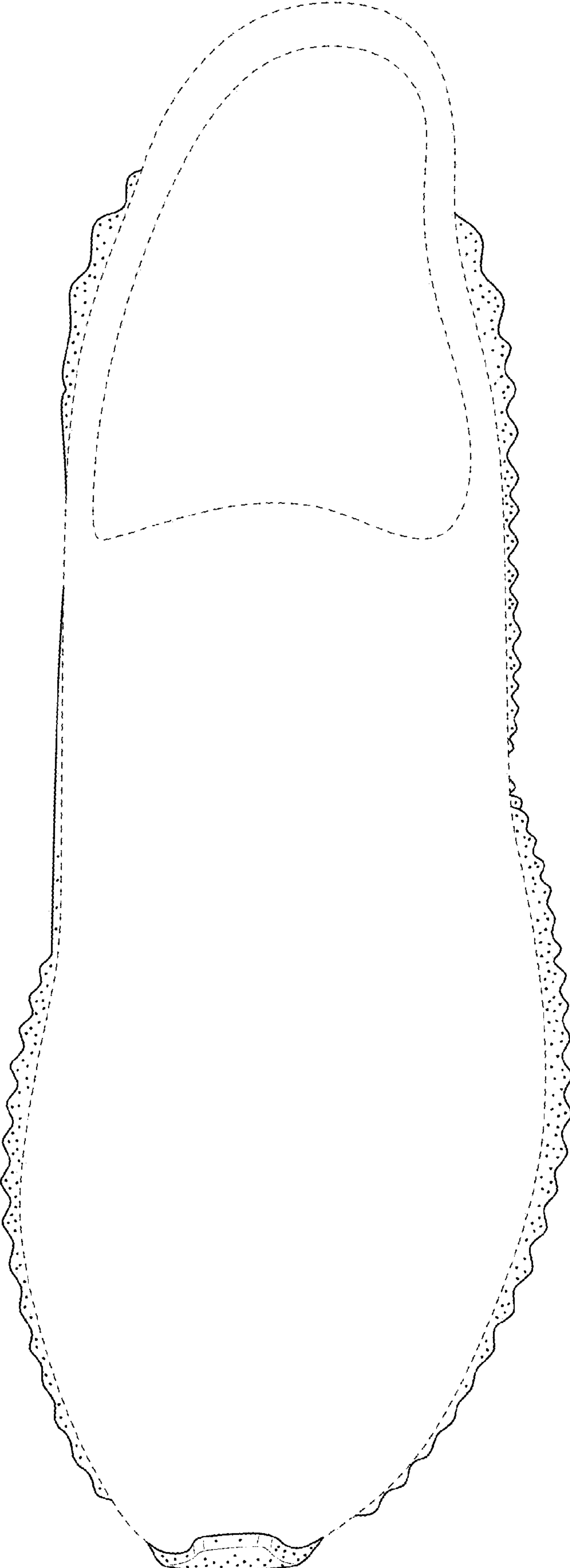


FIG. 6

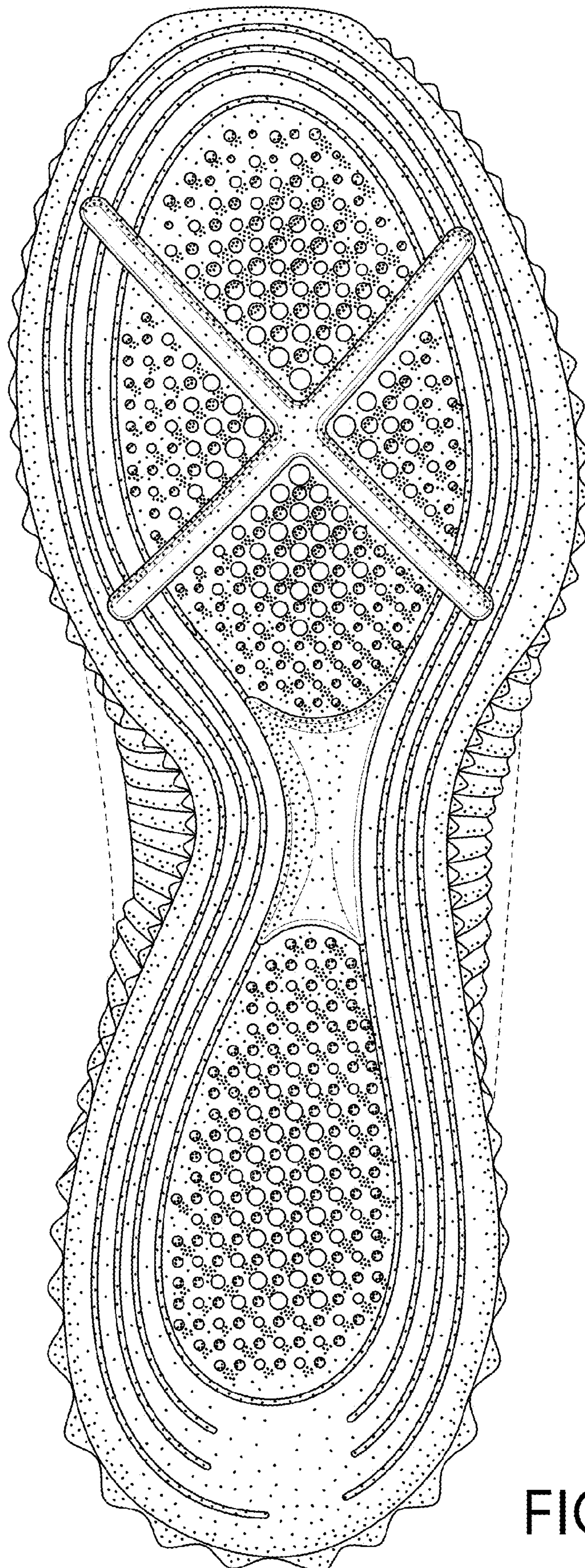


FIG. 7