

US00D893124S

(12) **United States Design Patent**
Vakili

(10) **Patent No.:** **US D893,124 S**

(45) **Date of Patent:** **** Aug. 11, 2020**

- (54) **SAFE**
- (71) Applicant: **Valerie M. Vakili**, Boca Raton, FL
(US)
- (72) Inventor: **Valerie M. Vakili**, Boca Raton, FL
(US)
- (**) Term: **15 Years**
- (21) Appl. No.: **29/687,146**
- (22) Filed: **Apr. 10, 2019**
- (51) **LOC (12) Cl.** **99-00**
- (52) **U.S. Cl.**
USPC **D99/28**
- (58) **Field of Classification Search**
USPC D99/28, 34, 35, 36, 43, 99; 109/1 R,
109/1 V, 2, 45; 902/9, 30; 235/100;
206/0.8, 0.815, 0.82; 312/400, 409;
D18/3.1, 3.3, 12.1; D3/201, 272, 273
CPC F42B 39/24; E05B 65/0075; E05G 1/00;
E05G 1/005; E05G 1/024; E05G 5/00;
E05G 5/02; E05G 2700/00; E05G
2700/02; E05G 2700/04; G07D 11/0006;
G07D 11/0009; G07D 11/009; G07D
9/002; G07D 9/004; G07D 9/008; G07F
9/06; G07F 9/003; G07F 17/10; G07F
17/12; B65D 1/00; B65D 1/22; B65D
7/00; B65D 7/06; A47B 43/00
See application file for complete search history.

- 2,088,459 A * 7/1937 Bennett E05G 5/006
70/77
- D118,366 S * 1/1940 Davis D99/28
- D308,279 S * 5/1990 Hill D99/28
- D314,406 S * 2/1991 Lerch D21/519
- D347,926 S * 6/1994 Jackson, Jr. D99/28
- D487,835 S * 3/2004 Lynch D99/28
- D493,270 S * 7/2004 Lynch D99/28
- D498,895 S * 11/2004 Lynch D99/28
- D620,675 S * 7/2010 Doettling D99/28
- D728,189 S * 4/2015 Suggs D99/28
- D744,715 S * 12/2015 Suggs D99/28
- D774,272 S * 12/2016 Suggs D99/28
- D799,148 S * 10/2017 Crosby D99/28
- D799,782 S * 10/2017 Crosby D99/28
- D802,872 S * 11/2017 Frisher D99/28
- D802,873 S * 11/2017 Crosby D99/28
- D811,686 S * 2/2018 Crosby D99/28
- D814,139 S * 3/2018 Newcomb D99/28

* cited by examiner

Primary Examiner — Elizabeth J Oswecki

(57) **CLAIM**

The ornamental design for safe, as shown and described.

DESCRIPTION

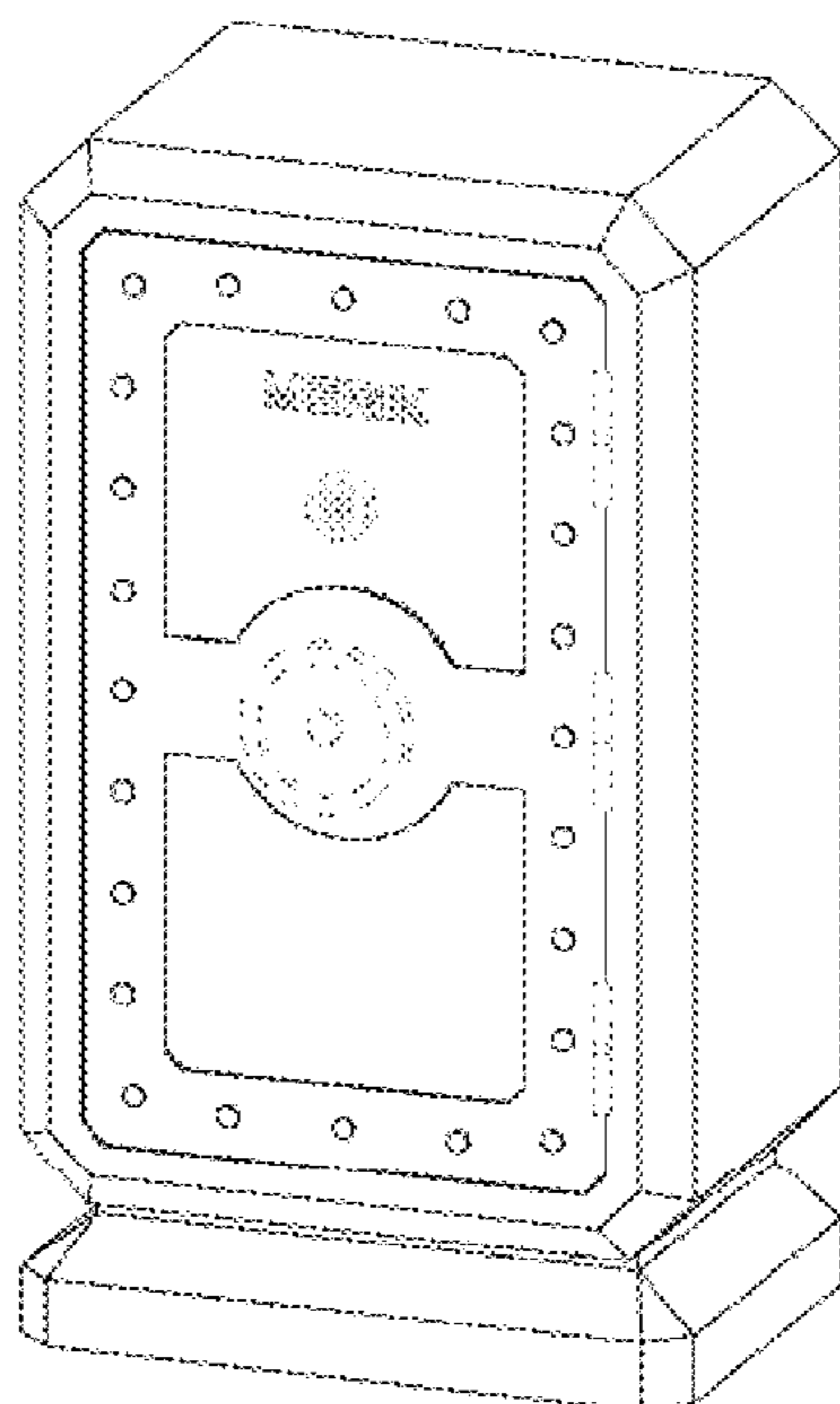
FIG. 1 is a perspective view of a safe showing my new design;
 FIG. 2 is a front view thereof;
 FIG. 3 is a left side view thereof;
 FIG. 4 is a right side view thereof;
 FIG. 5 is a rear view thereof;
 FIG. 6 is a top view thereof;
 FIG. 7 is a bottom view thereof; and,
 FIG. 8 is another perspective view thereof.
 The broken lines shown in the drawings represent portions of the safe that form no part of the claimed design.

1 Claim, 7 Drawing Sheets

(56) **References Cited**

U.S. PATENT DOCUMENTS

- D3,772 S * 11/1869 Marvin D99/28
- D87,772 S * 9/1932 Wolters D99/28
- D103,629 S * 3/1937 Davis D99/28
- 2,086,018 A * 7/1937 Dyer F25D 23/12
312/204






FIG.1




FIG.2

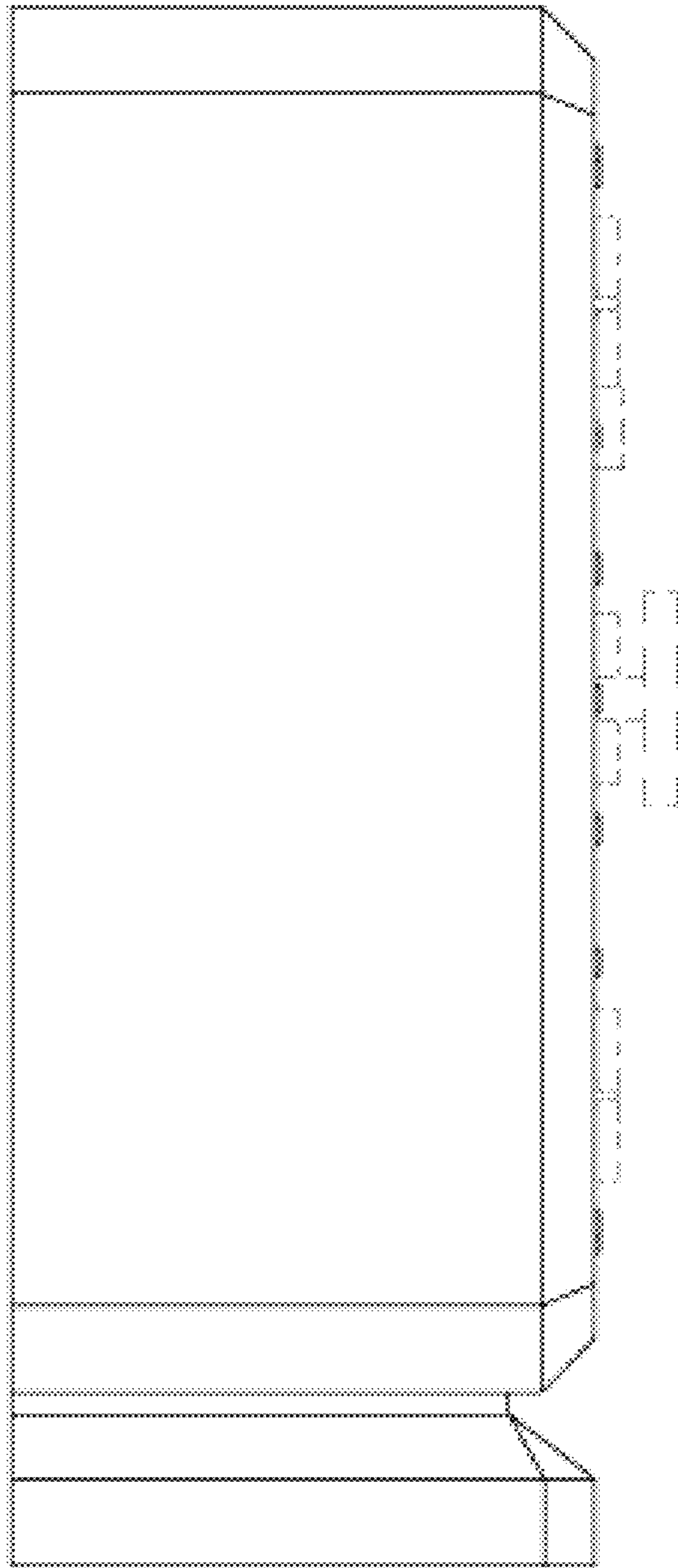


FIG.3

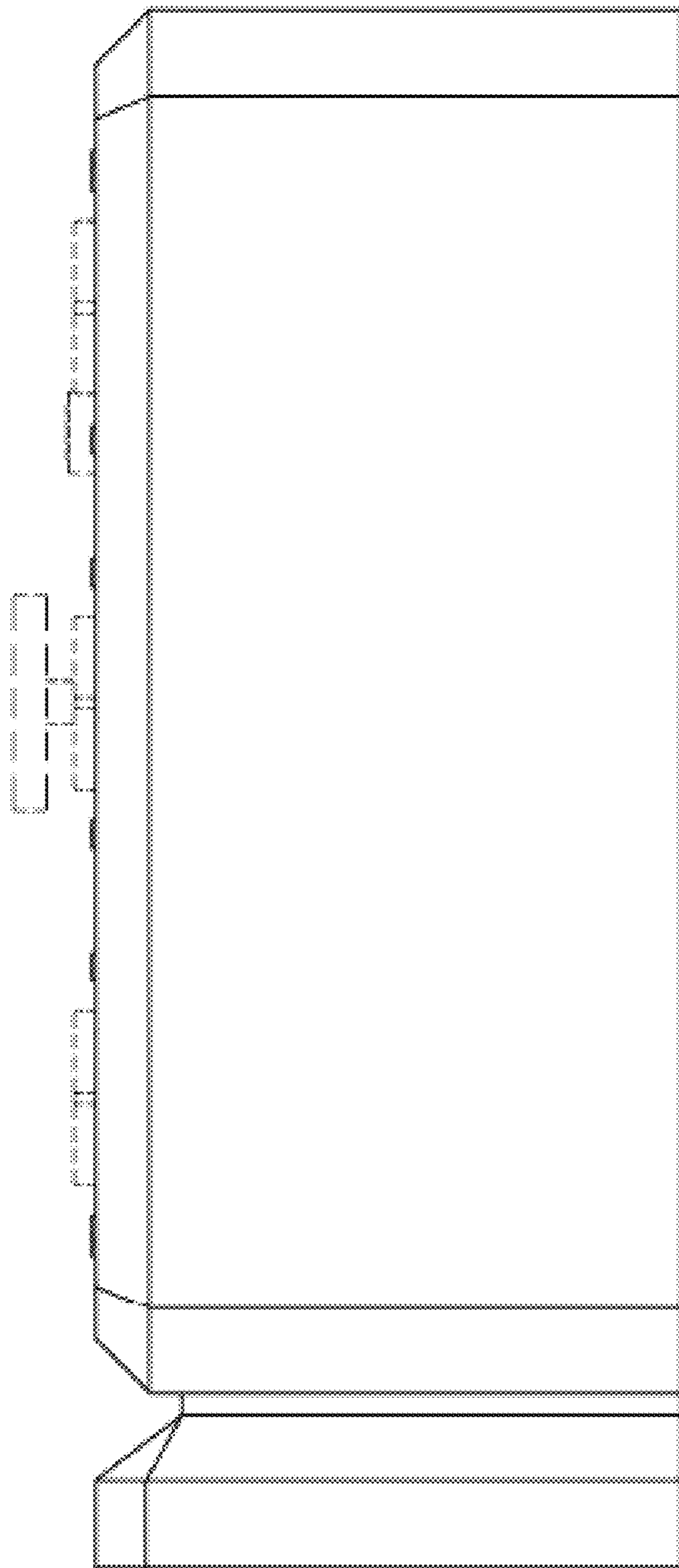


FIG.4




FIG.5

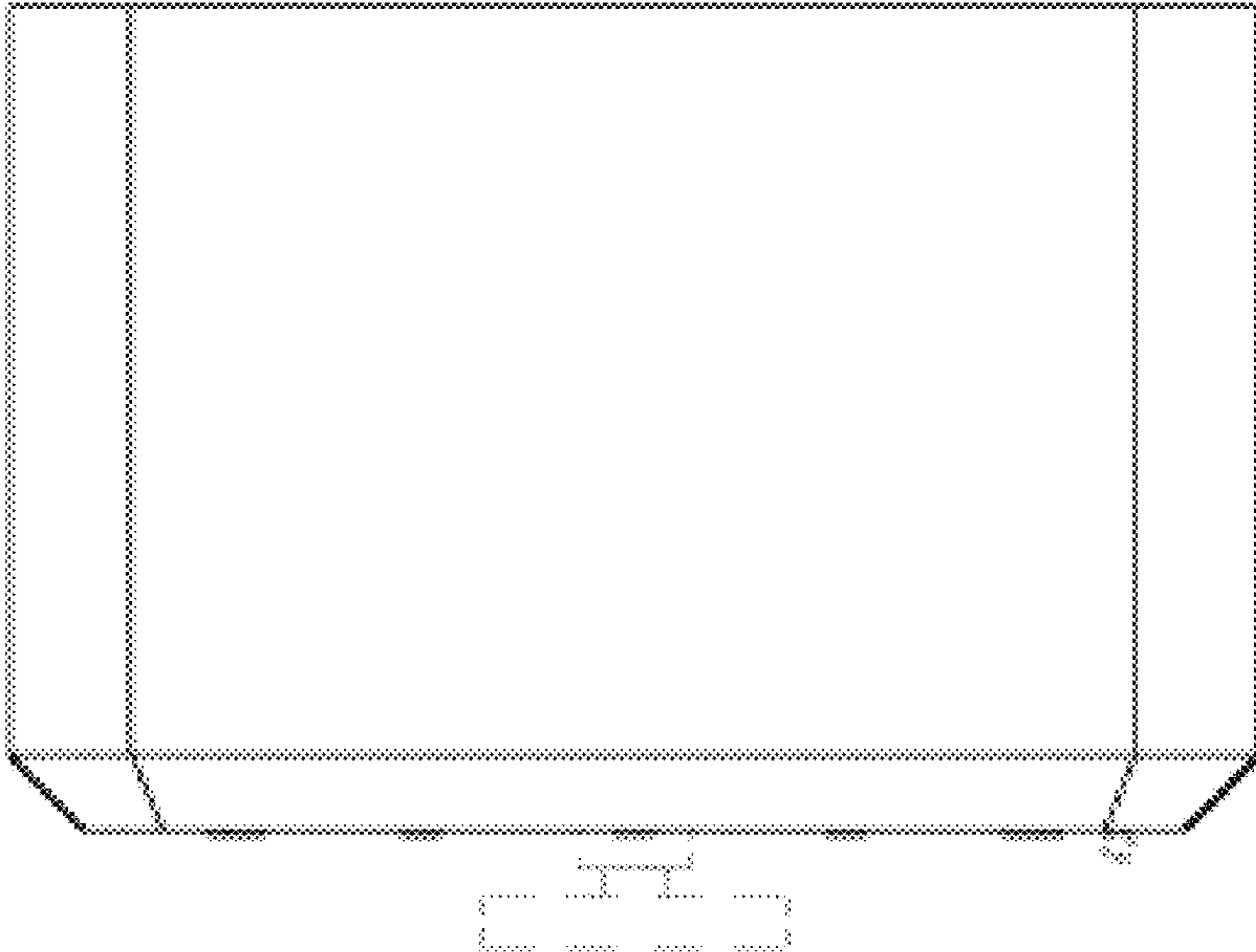


FIG.6

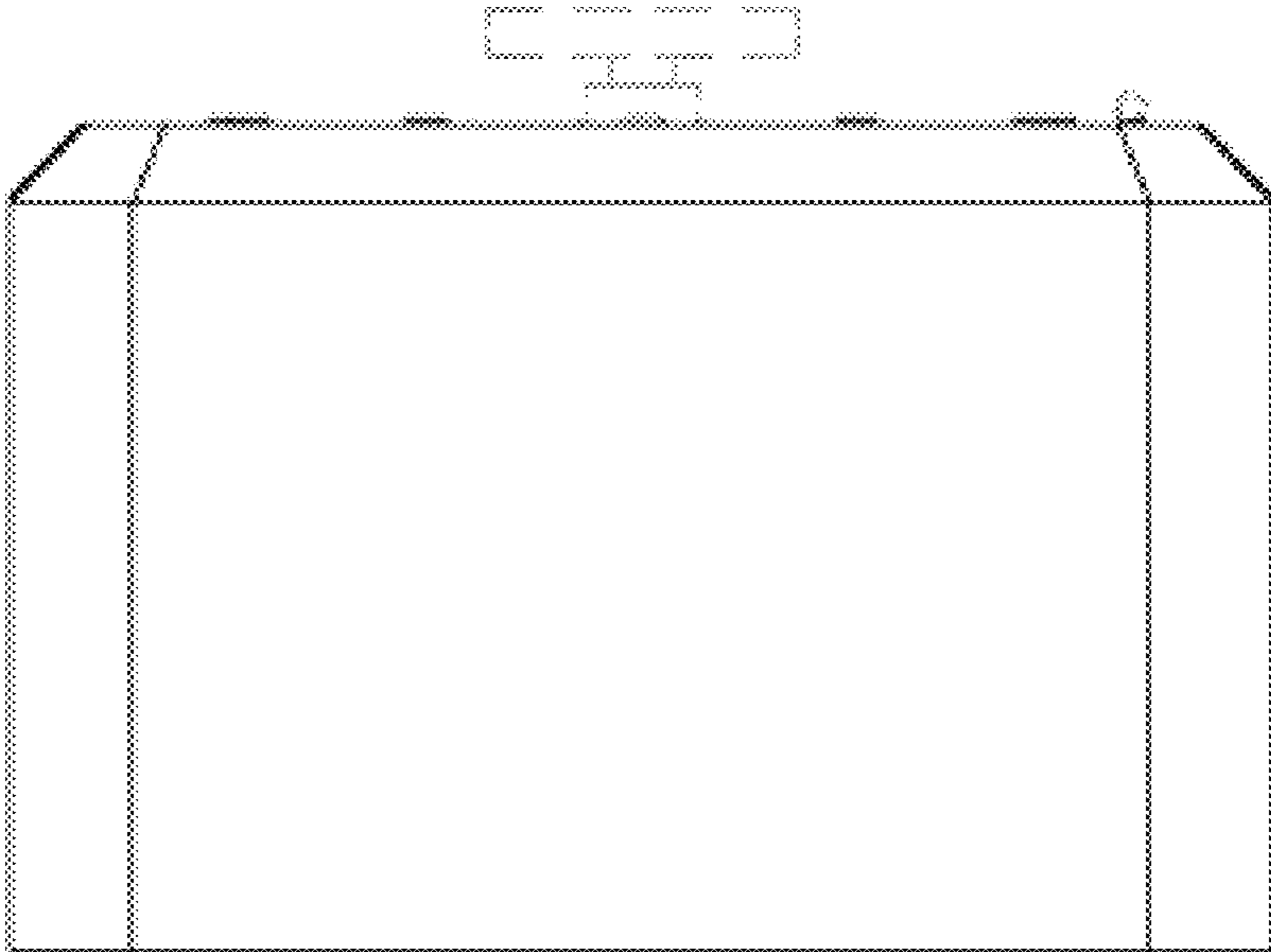


FIG.7

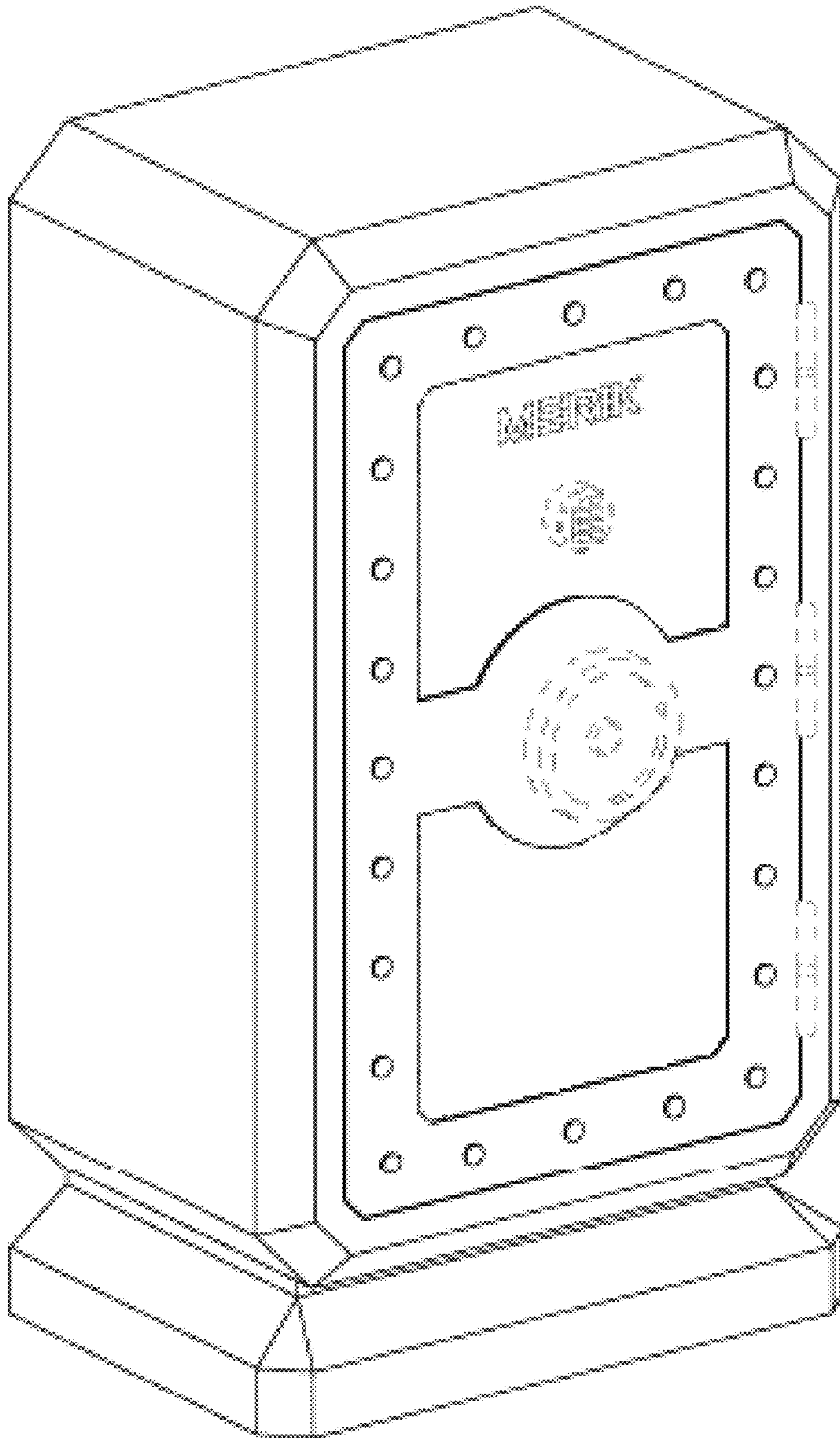


FIG.8