



US00D893108S

(12) **United States Design Patent** (10) **Patent No.:** **US D893,108 S**
Gimes (45) **Date of Patent:** **** Aug. 11, 2020**

(54) **PET BED**
(71) Applicant: **Marlie Incorporated**, Fort Lauderdale, FL (US)
(72) Inventor: **David Gimes**, Fort Lauderdale, FL (US)
(73) Assignee: **Marlie Incorporated**, Fort Lauderdale, FL (US)
(**) Term: **15 Years**
(21) Appl. No.: **29/682,499**
(22) Filed: **Mar. 6, 2019**
(51) **LOC (12) Cl.** **30-01**
(52) **U.S. Cl.**
USPC **D30/118**
(58) **Field of Classification Search**
USPC D30/118, 152, 199; D3/207, 208, 215, D3/318; D11/41, 42, 43, 62, 79, 86, 181; D6/582, 583, 588, 592, 593, 594; D21/792, 801, 802, 803, 804, 805, 808, D21/810; D24/231, 234; D1/126, 127, D1/128, 199
CPC A01K 1/035; A01K 1/0157; A01K 1/0158; A01K 1/015
See application file for complete search history.

(56) **References Cited**
U.S. PATENT DOCUMENTS
D369,885 S 5/1996 Zeiler
D395,144 S * 6/1998 McMahon D28/8.1
D414,972 S * 10/1999 Williams D6/582
D445,237 S * 7/2001 Boselli D1/128
D481,576 S * 11/2003 Robbins, III D6/582
D512,546 S * 12/2005 Ibanez D1/125
D528,707 S 9/2006 Deioma
D531,364 S 10/2006 Crane

D535,062 S 1/2007 Mcginley
D584,012 S 12/2008 Abernathy
D627,527 S 11/2010 Ferguson, III et al.
D630,386 S * 1/2011 Bise D30/118
D631,276 S * 1/2011 White D6/582
D638,173 S * 5/2011 Elmburg D30/118
D646,458 S * 10/2011 Schulok D1/128
D669,722 S * 10/2012 Sass D6/591
D676,216 S * 2/2013 Peterson D1/128
D713,121 S * 9/2014 Slusarczyk D1/199
D724,793 S * 3/2015 Hansen D30/118
D739,298 S * 9/2015 Montvila D11/157
D743,185 S * 11/2015 Elliott D6/582
D752,316 S * 3/2016 Gil D1/128
D763,544 S * 8/2016 Mann, II D1/120
D778,636 S * 2/2017 Brzozowski D6/582
D791,501 S * 7/2017 Nguyen D21/686
D793,136 S * 8/2017 Grano D6/697.1
D805,848 S * 12/2017 Kerr D7/554.4
D828,053 S * 9/2018 Brzozowski D6/582
2004/0163603 A1 * 8/2004 Newton A01K 1/0353
119/28.5

(Continued)

Primary Examiner — Kevin K Rudzinski
Assistant Examiner — Mehri Bajoul
(74) *Attorney, Agent, or Firm* — Pablo Meles


(57) **CLAIM**

The ornamental design for a pet bed, as shown and described.

DESCRIPTION

FIG. 1 is a left front perspective view of a pet bed showing my new design;
FIG. 2 is a top plan view thereof;
FIG. 3 is a bottom plan view thereof;
FIG. 4 is a front elevational view thereof;
FIG. 5 is a rear side elevational view thereof;
FIG. 6 is a left side elevational view thereof; and,
FIG. 7 is a right side elevational view thereof.

1 Claim, 5 Drawing Sheets



(56)

References Cited

U.S. PATENT DOCUMENTS

2009/0000557 A1* 1/2009 Takahashi A01K 1/0107
119/161
2009/0239724 A1* 9/2009 White A63B 21/4037
482/142

* cited by examiner

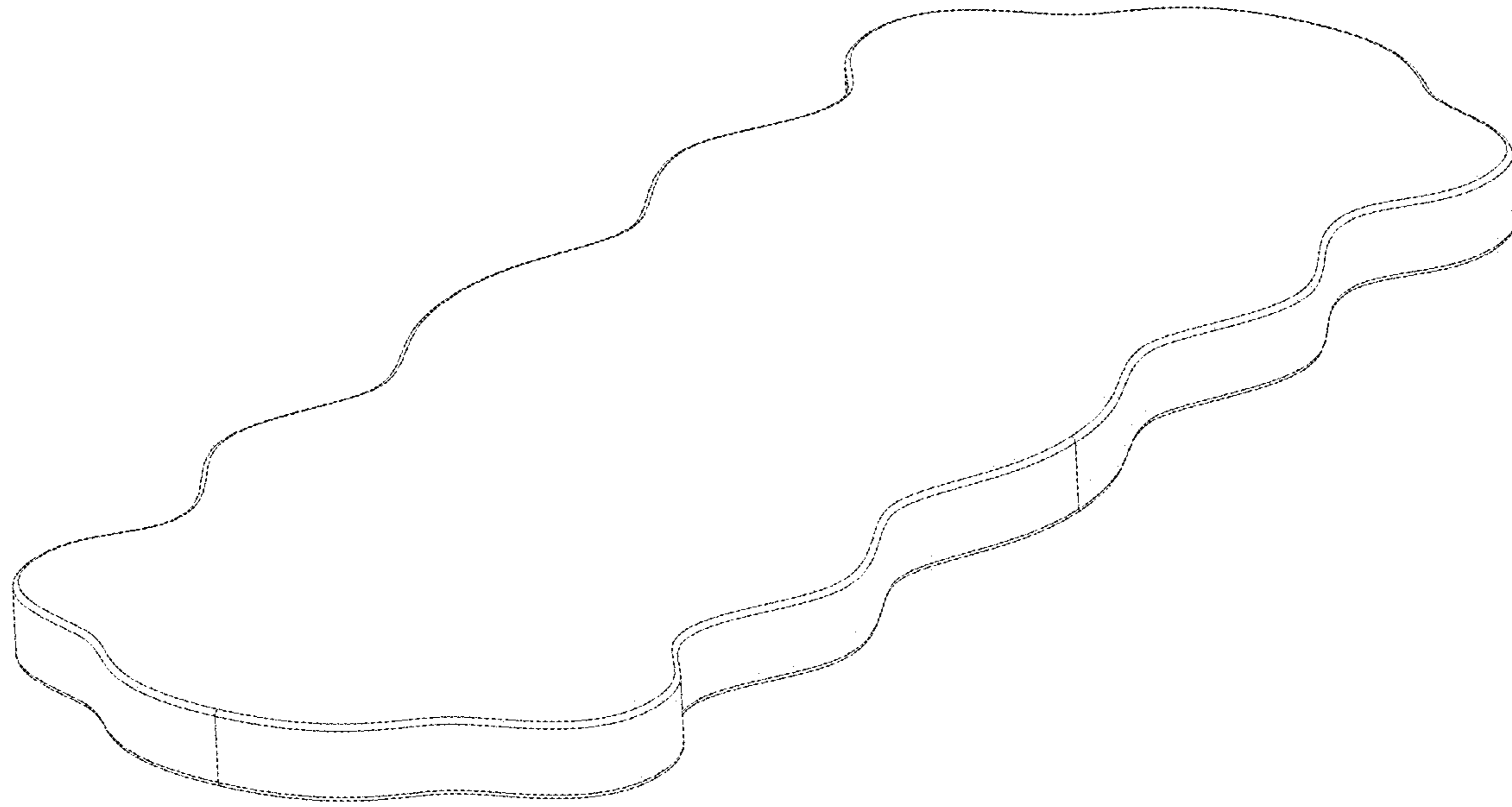


FIG. 1




FIG. 2

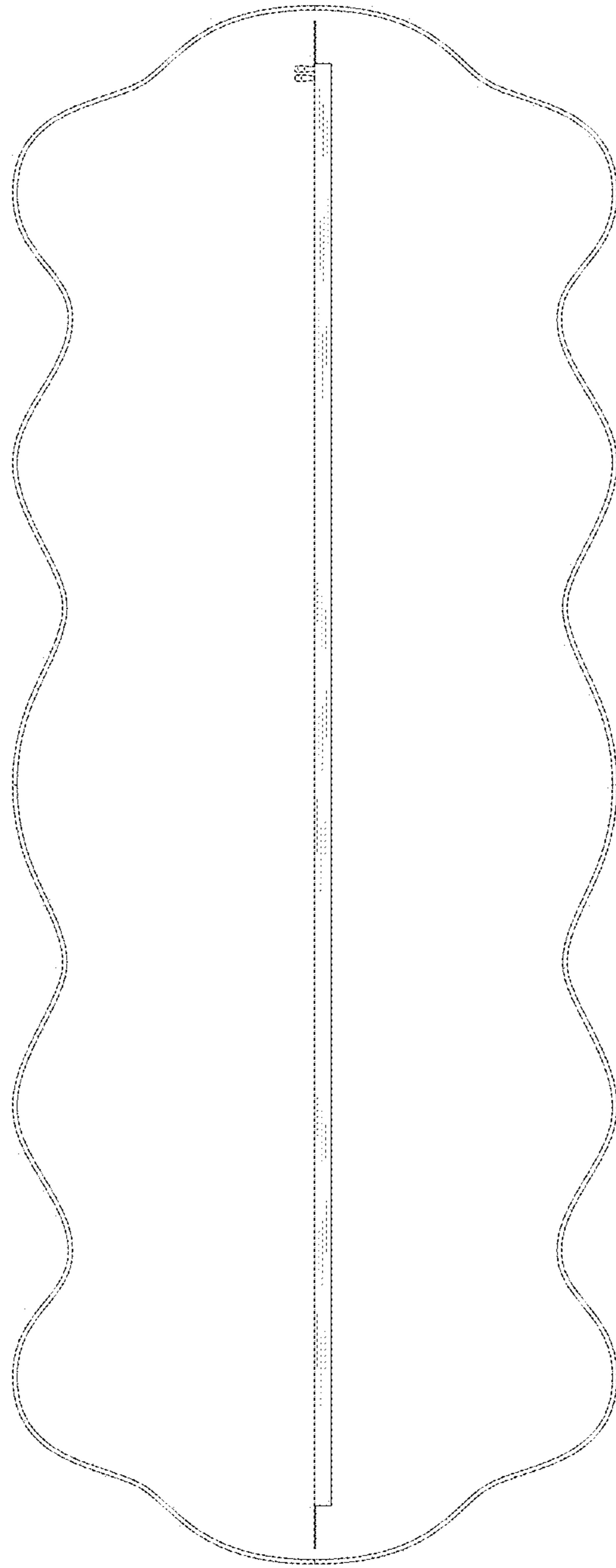


FIG. 3

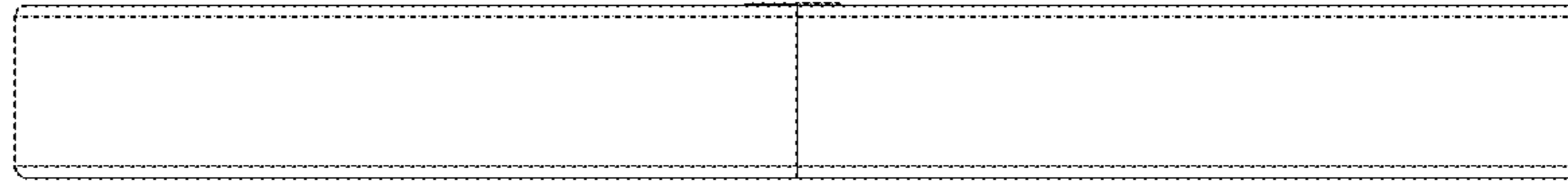


FIG. 4

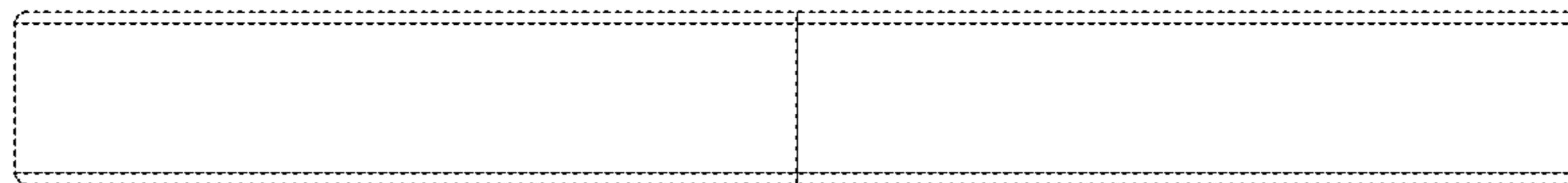


FIG. 5

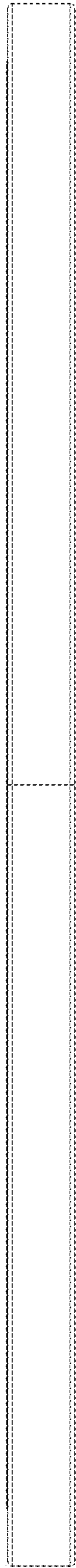


FIG. 6

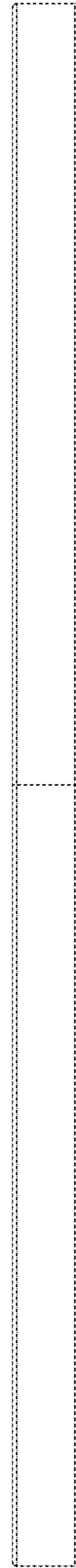


FIG. 7