



US00D893104S

(12) **United States Design Patent**
Ning

(10) **Patent No.:** **US D893,104 S**

(45) **Date of Patent:** **** Aug. 11, 2020**

(54) **WIG GRIP HEADBAND**

(71) Applicant: **SHIJIAZHUANG LEXIU TRADING COMPANY**, Shijiazhuang (CN)

(72) Inventor: **Like Ning**, Xuchang (CN)

(73) Assignee: **SHIJIAZHUANG LEXIU TRADING COMPANY**, Shijiazhuang (CN)

(**) Term: **15 Years**

(21) Appl. No.: **29/729,692**

(22) Filed: **Mar. 30, 2020**

(51) **LOC (12) Cl.** **28-04**

(52) **U.S. Cl.**
USPC **D28/93**

(58) **Field of Classification Search**
USPC D28/21–34, 39–43, 92, 93; D2/871–875;
D24/191
CPC ... A45D 8/00; A45D 8/34; A41G 3/00; A41G
3/0008; A41G 3/0016; A41G 3/0041;
A41G 3/0058; A41G 3/0091
See application file for complete search history.

(56) **References Cited**

U.S. PATENT DOCUMENTS

- 8,186,361 B2 * 5/2012 Hampton A41G 5/0033
132/53
- 9,179,721 B2 * 11/2015 Hines A41G 3/0033
- D779,120 S * 2/2017 Cull D28/41
- D873,493 S * 1/2020 Geisinsky A41G 3/0016
D28/93
- D879,382 S * 3/2020 Ning D28/93
- 2013/0019889 A1 1/2013 Palmer-Rogers

OTHER PUBLICATIONS

“Adjustable Soft Velvet Women Lace Wig Grips Headband Hair Scarf Band Non-slip Lace Parting Wig Grips Headband 5 colors”, Retrieved Mar. 27, 2020]. Retrieved from Internet, https://www.aliexpress.com/item/4000452271237.html?spm=a2g0o.productlist.0.0.5969259anNFUIr&algo_pvid=2250afeb-d971-48e3-a2cc-a.

* cited by examiner

Primary Examiner — Zenia I Bennett

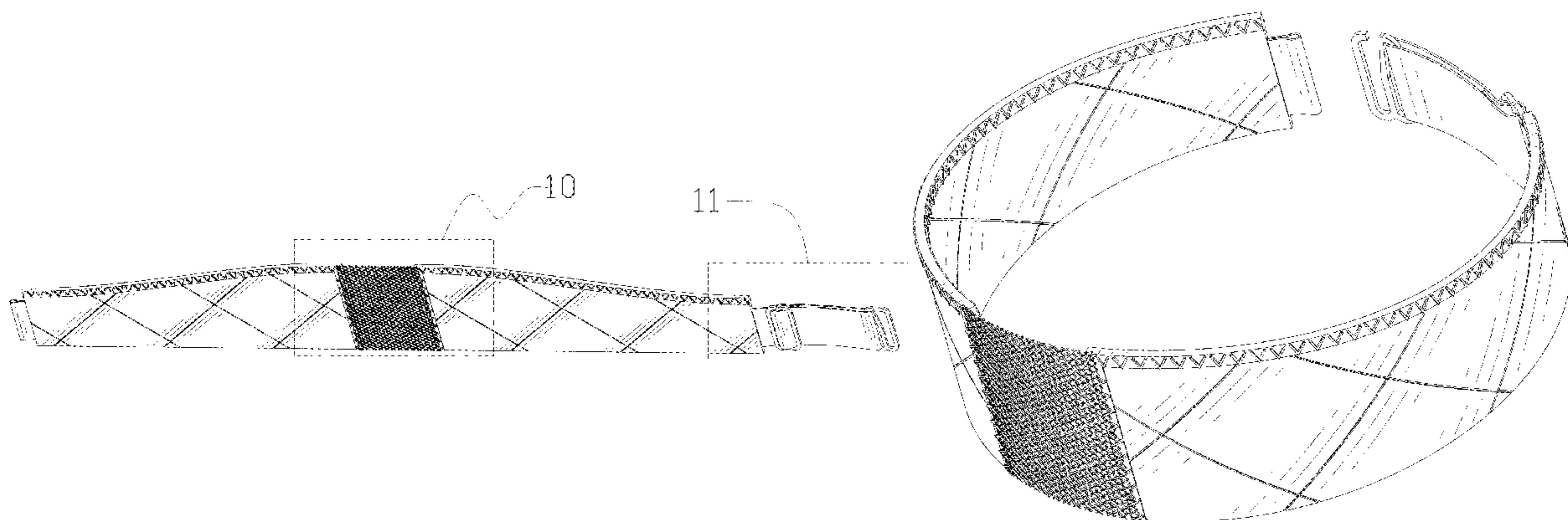
(57) **CLAIM**

The ornamental design for a wig grip headband, as shown and described.

DESCRIPTION

FIG. 1 is a perspective view of a wig grip headband showing my new design;
FIG. 2 is another perspective view thereof;
FIG. 3 is a front elevational view thereof;
FIG. 4 is a rear elevational view thereof;
FIG. 5 is a left side elevational view thereof;
FIG. 6 is a right side elevational view thereof;
FIG. 7 is a top plan view thereof;
FIG. 8 is a bottom plan view thereof;
FIG. 9 is a perspective view of the wig grip headband where the wig grip headband is in a configuration of use;
FIG. 10 is an enlarged view of portion 10 shown in FIG. 1;
FIG. 11 is an enlarged view of portion 11 shown in FIG. 1;
and,
FIG. 12 is an enlarged view of portion 12 shown in FIG. 3.
The broken lines in the drawings depict boundaries of the wig grip headband that form no part of the claimed design.

1 Claim, 12 Drawing Sheets



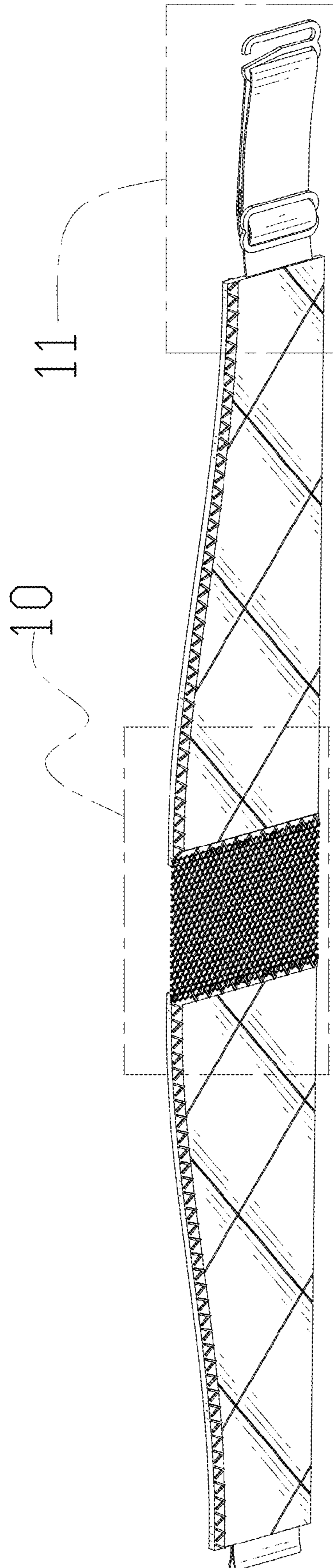


FIG. 1

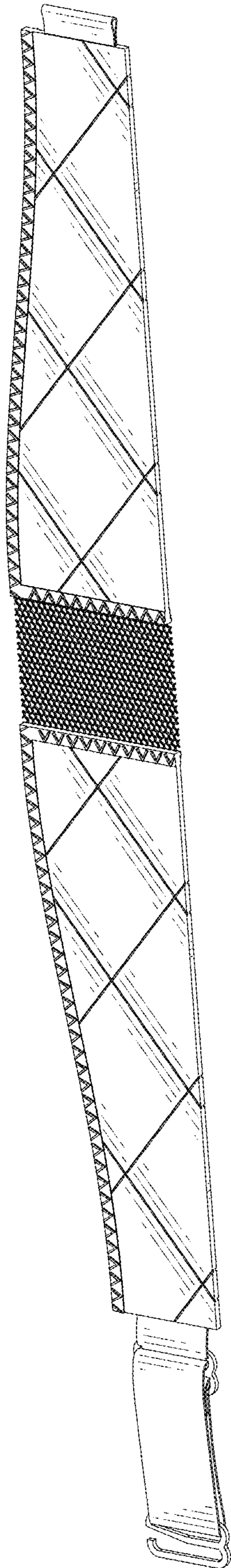


FIG. 2

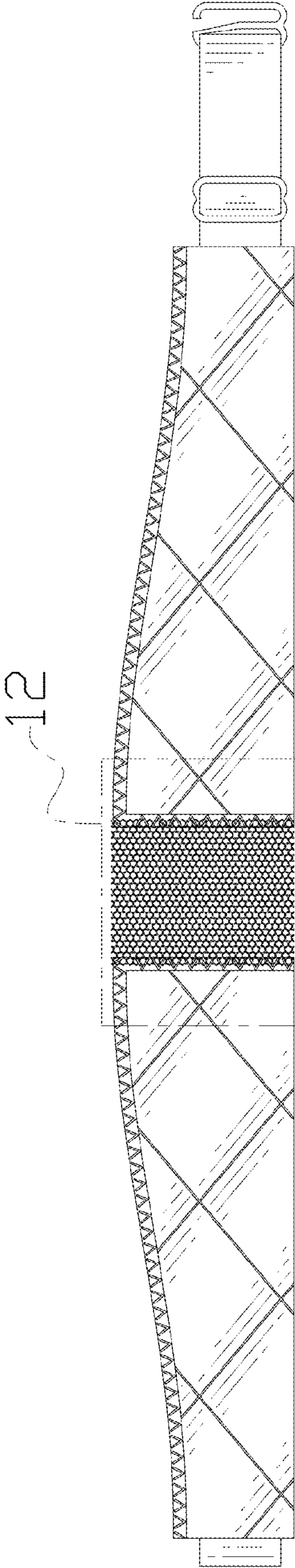


FIG. 3

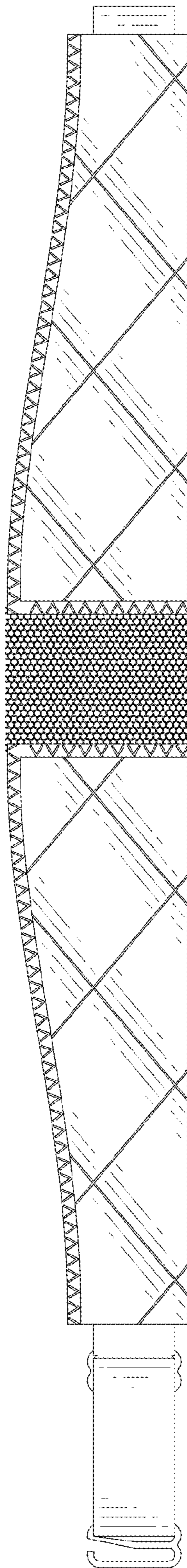


FIG. 4




FIG. 5



FIG. 6



FIG. 7

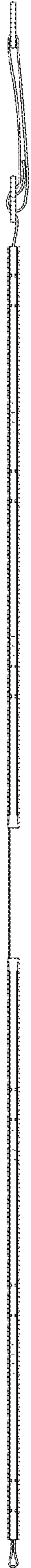


FIG. 8

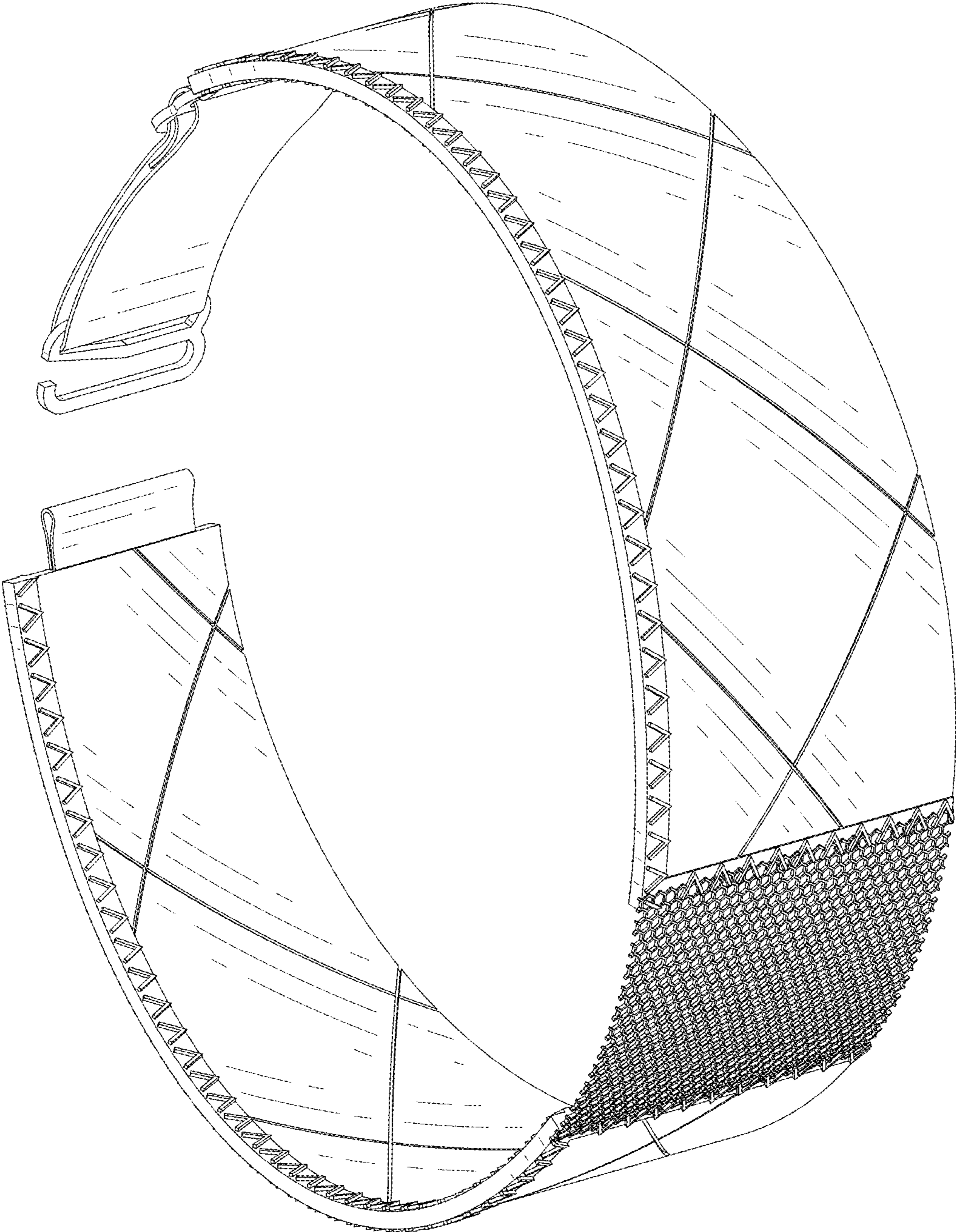


FIG. 9

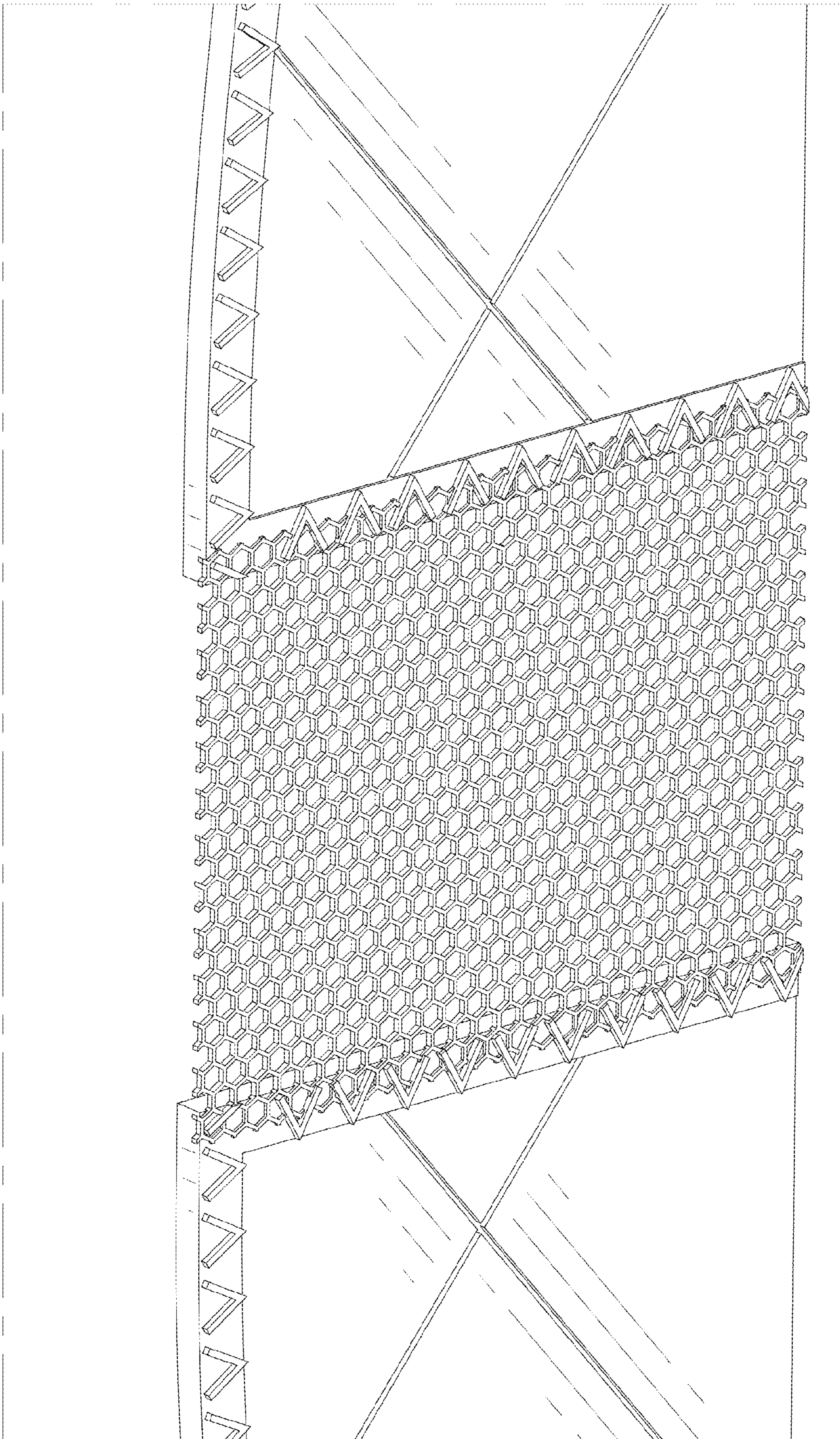


FIG. 10




FIG. 11

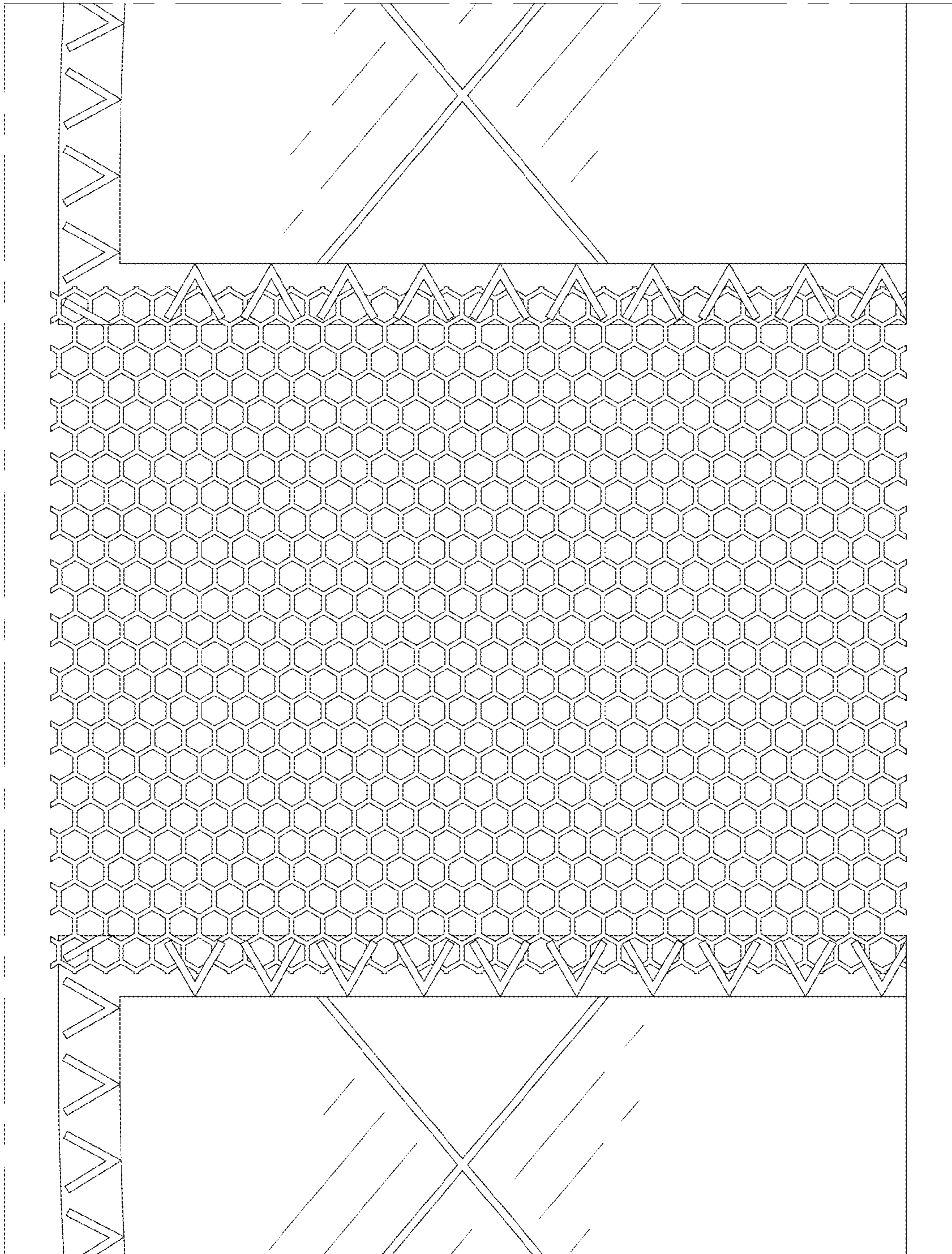


FIG. 12