



US00D893102S

(12) **United States Design Patent** (10) **Patent No.:** **US D893,102 S**
Jiang (45) **Date of Patent:** **** Aug. 11, 2020**

- (54) **SHAVER**
- (71) Applicant: **NINGBO ICLIPPER ELECTRIC APPLIANCE CO., LTD.**, Ningbo, Zhejiang Province (CN)
- (72) Inventor: **Qi Jiang**, Ningbo (CN)
- (**) Term: **15 Years**
- (21) Appl. No.: **29/734,716**
- (22) Filed: **May 14, 2020**
- (51) **LOC (12) Cl.** **28-03**
- (52) **U.S. Cl.**
USPC **D28/49; D28/53**
- (58) **Field of Classification Search**
USPC D28/49, 51, 53, 54; D27/189-191
CPC .. B26B 19/3853-3866; B26B 19/3886; B26B 19/20; B26B 19/205; B26B 19/22; B26B 19/00-107
See application file for complete search history.

D606,260 S *	12/2009	Carlucci	D28/53
D676,198 S *	2/2013	Lin	D28/49
D733,965 S *	7/2015	Yiu	D28/49
D749,268 S	2/2016	Wan		
D818,646 S *	5/2018	Szymanski	D28/51
D882,874 S *	4/2020	Peng	D28/51
2006/0283019 A1 *	12/2006	Oh	B26B 19/3853 30/47
2011/0099816 A1 *	5/2011	Carlucci	B26B 19/06 30/47

* cited by examiner

Primary Examiner — Jennifer Rivard
(74) Attorney, Agent, or Firm — ZANIP

(57) **CLAIM**

The ornamental design for a shaver, as shown and described.

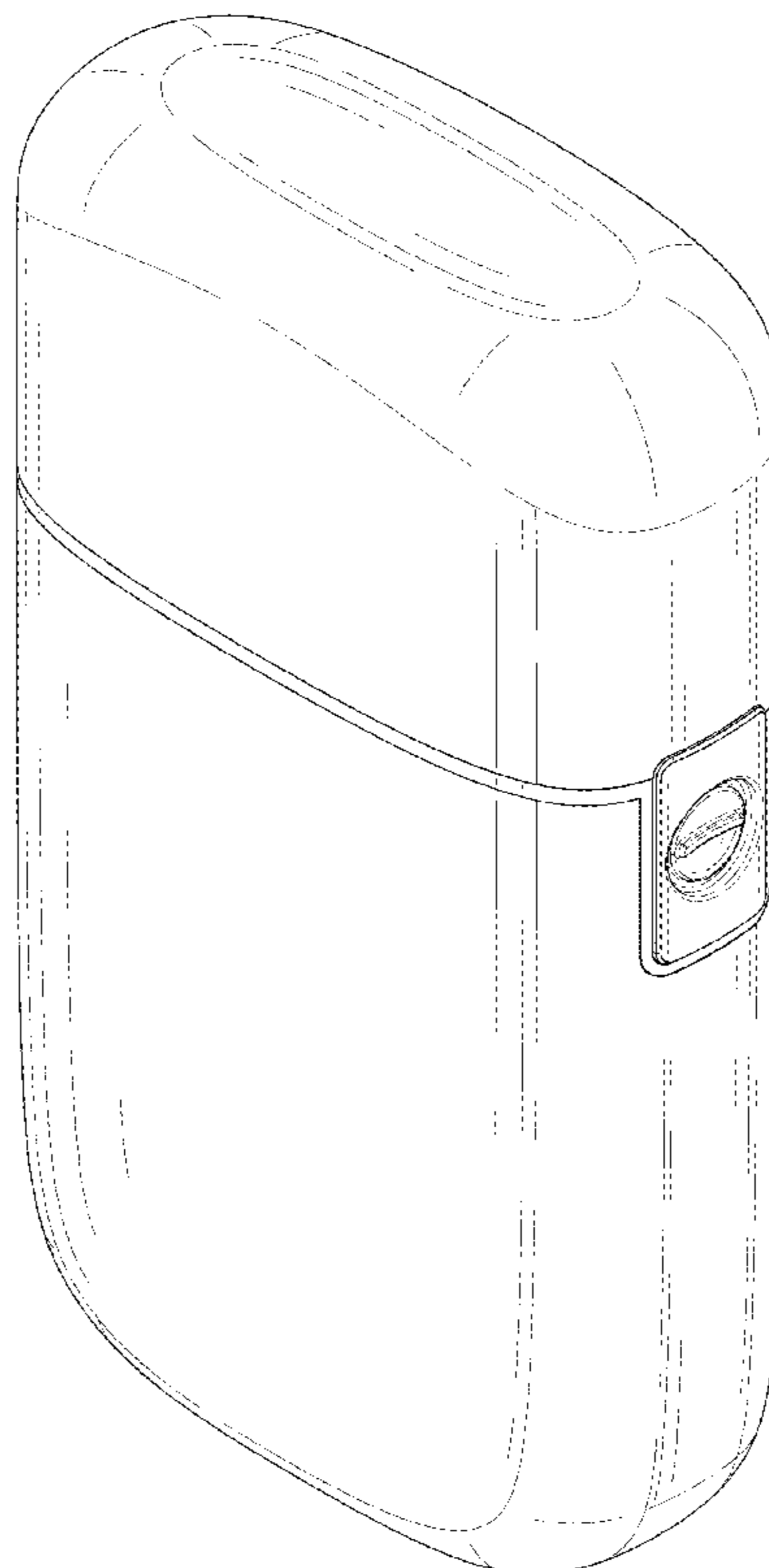
DESCRIPTION

FIG. 1 is a front and top perspective view of a shaver, showing my new design;
 FIG. 2 is a rear and bottom perspective view thereof;
 FIG. 3 is a front elevational view thereof;
 FIG. 4 is a rear elevational view thereof;
 FIG. 5 is a left side elevational view thereof;
 FIG. 6 is a right side elevational view thereof;
 FIG. 7 is a top plan view thereof; and,
 FIG. 8 is a bottom plan view thereof.
 The broken lines in the figures illustrate portions of the article that form no part of the claimed design.

1 Claim, 8 Drawing Sheets

(56) **References Cited**
U.S. PATENT DOCUMENTS

D326,166 S *	5/1992	Yanagida	D28/49
D351,926 S *	10/1994	Nakashima	D28/49
D528,700 S *	9/2006	Oh	D28/49
D536,134 S *	1/2007	Lee	D28/50
D560,309 S *	1/2008	Garland	D28/49
D560,852 S *	1/2008	Garland	D28/53
7,503,118 B2 *	3/2009	Oh	B26B 19/048 30/43.1



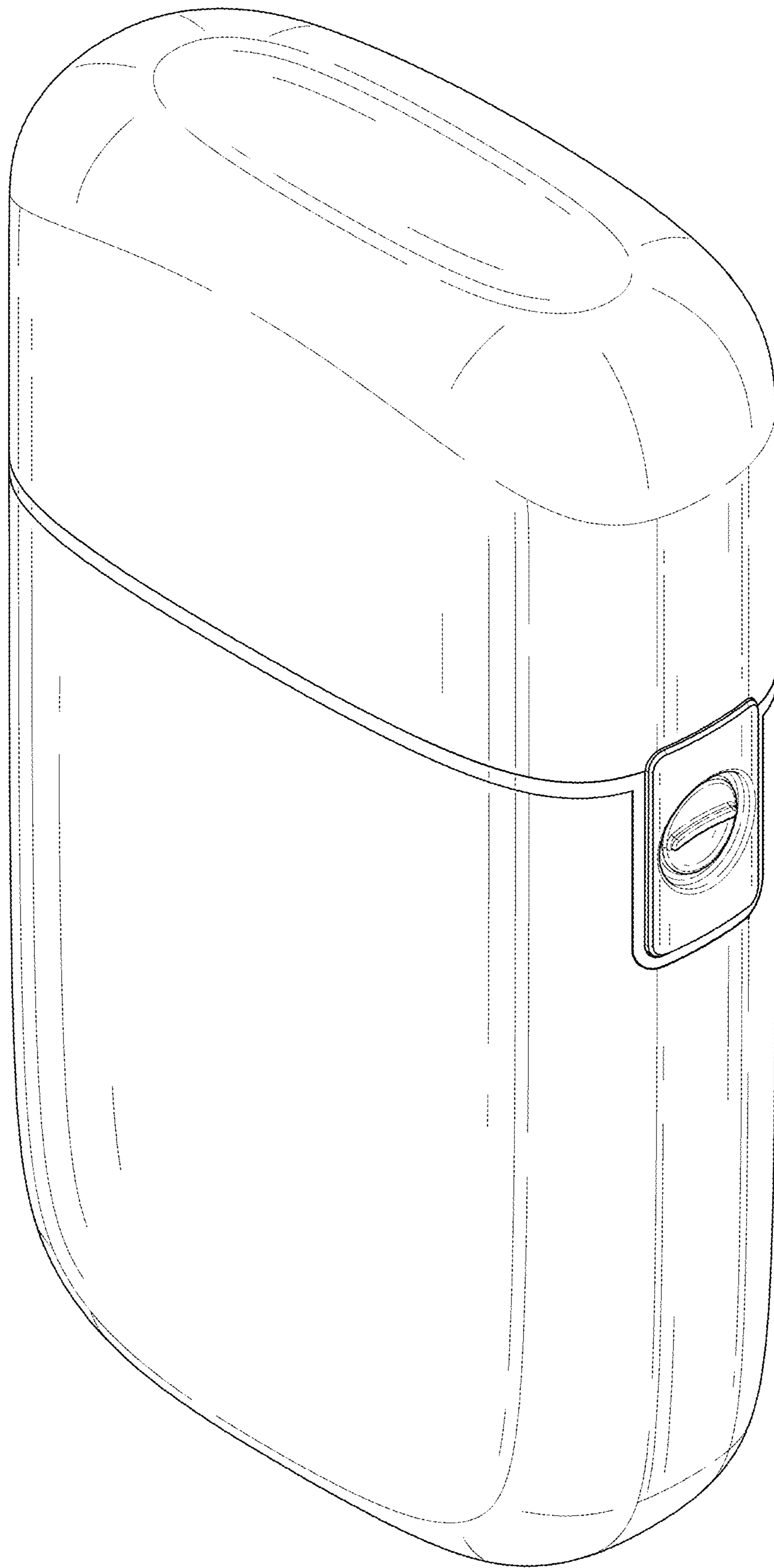


FIG. 1




FIG. 2




FIG. 3




FIG. 4

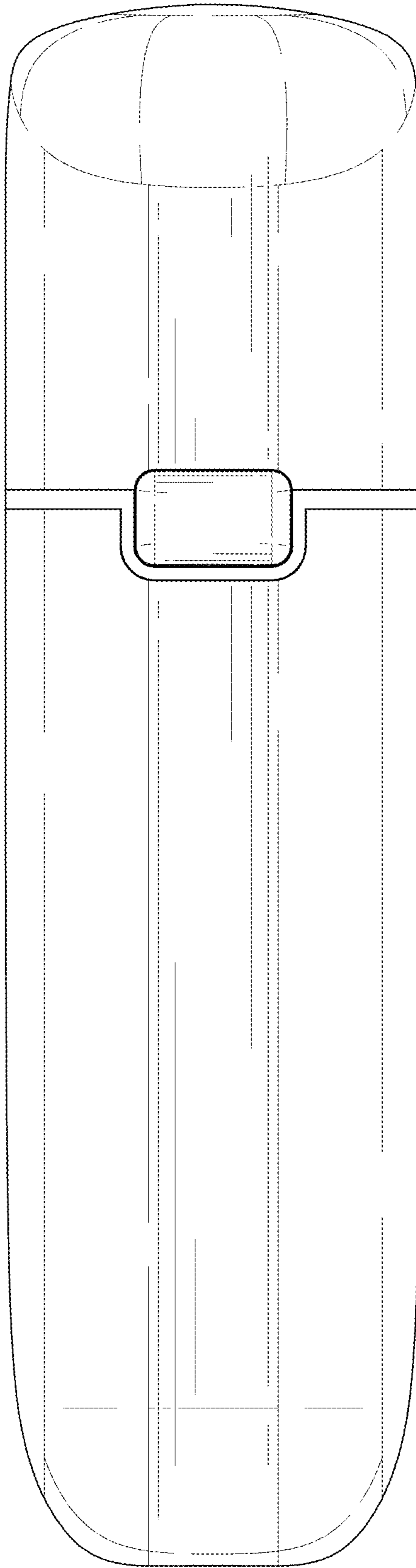


FIG. 5

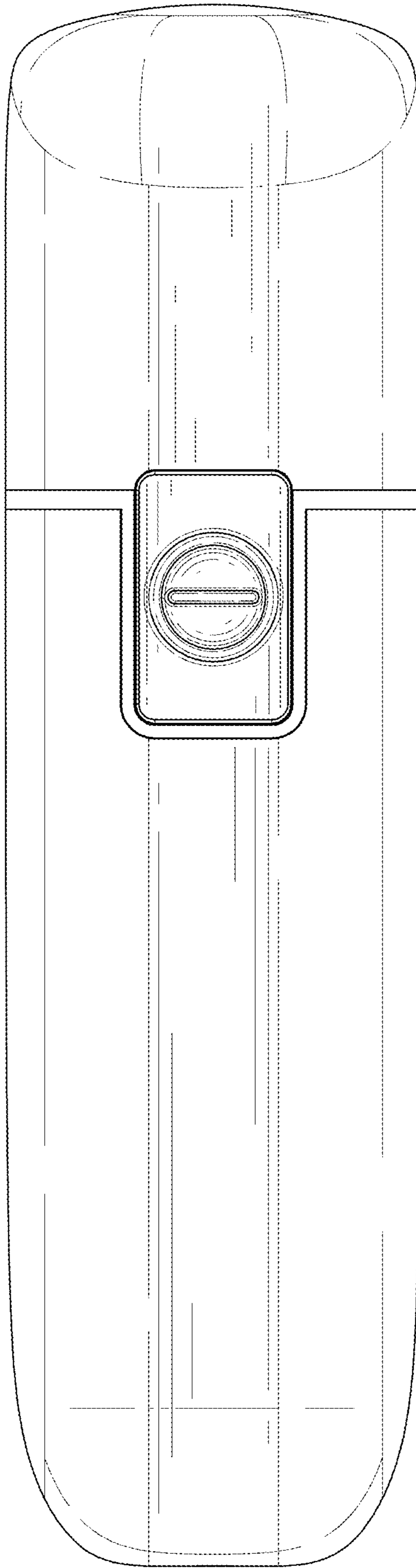


FIG. 6

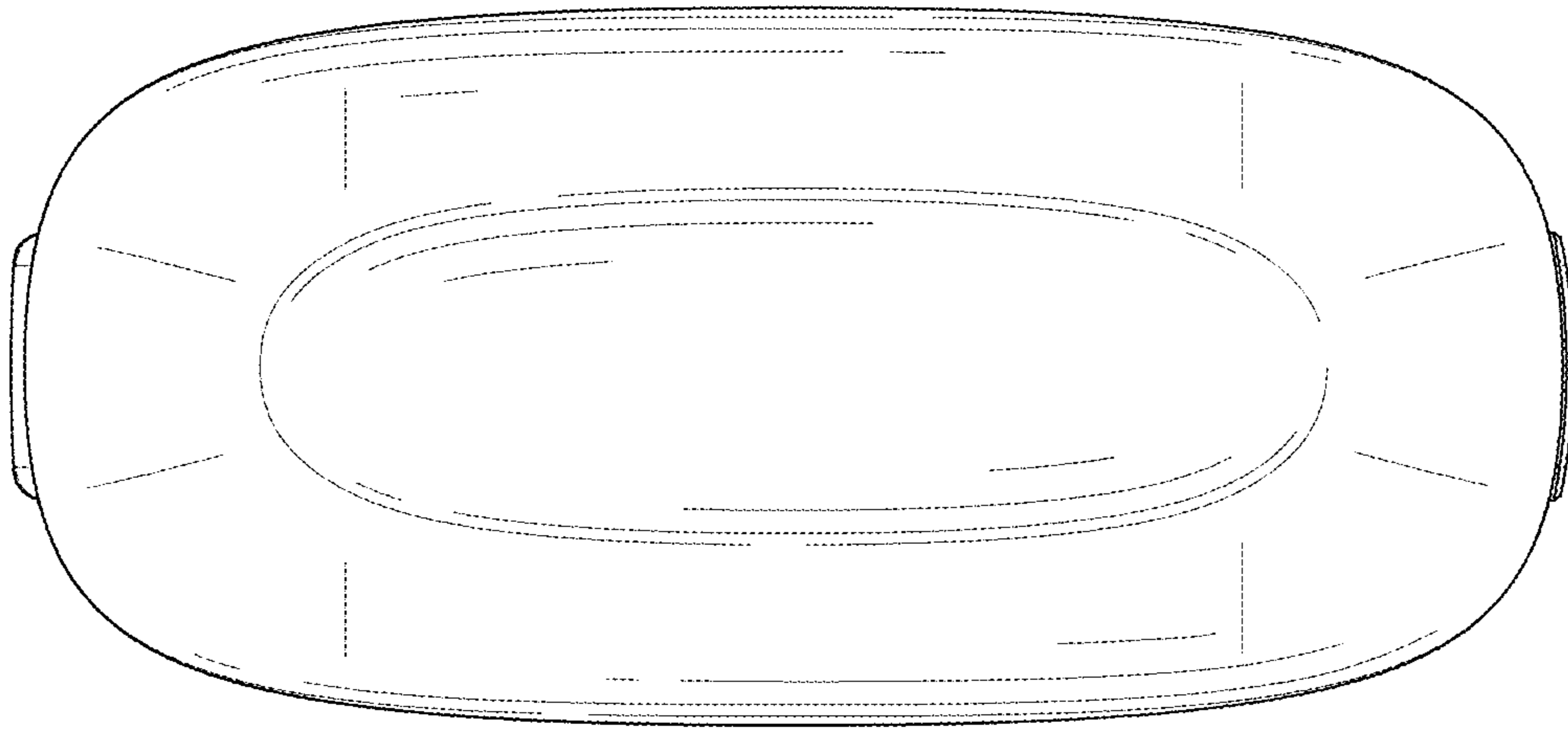


FIG. 7

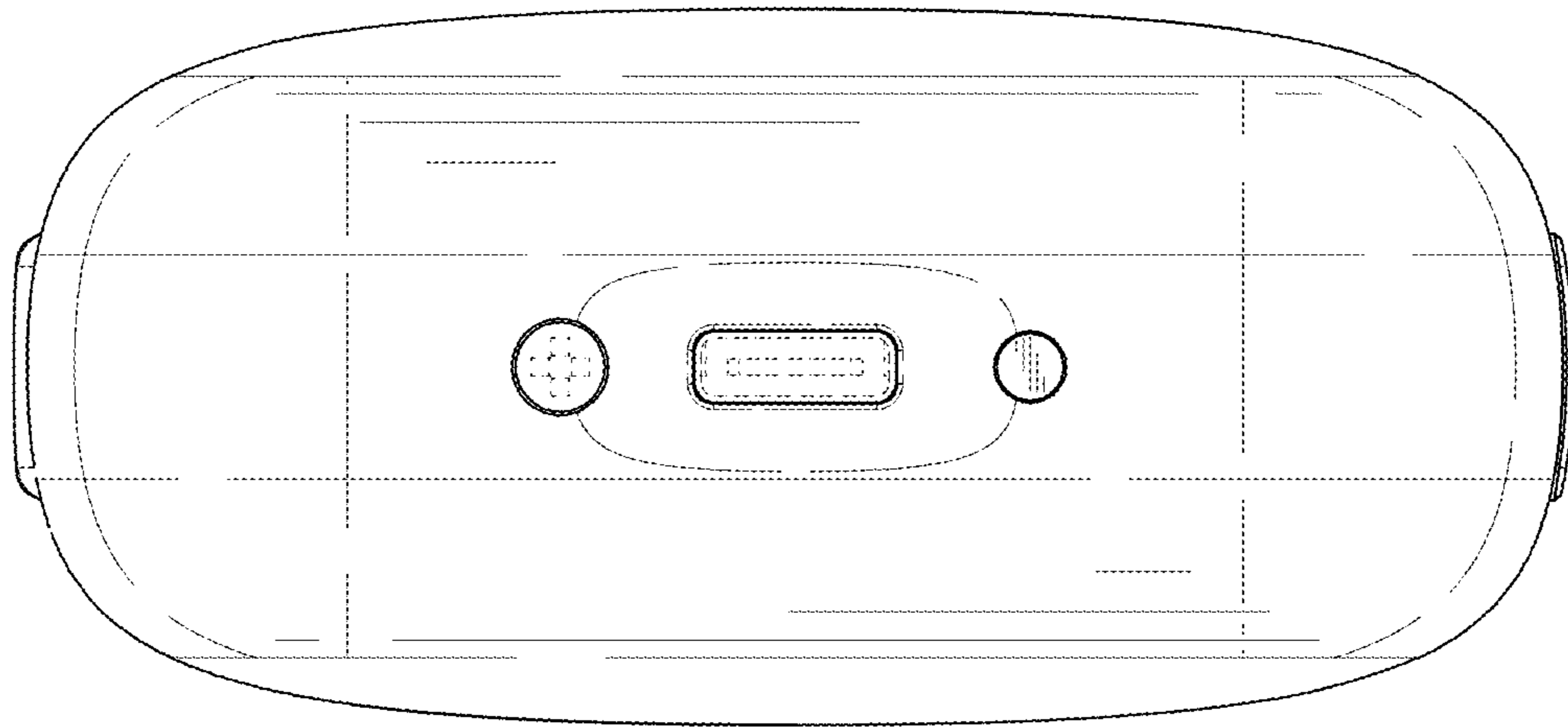


FIG. 8