



US00D893101S

(12) **United States Design Patent**
Szymanski

(10) **Patent No.:** **US D893,101 S**

(45) **Date of Patent:** **** Aug. 11, 2020**

- (54) **HAIR REMOVAL DEVICE**
- (71) Applicant: **Church & Dwight Co., Inc.**, Ewing,
NJ (US)
- (72) Inventor: **Aaron Szymanski**, Thomaston, CT
(US)
- (73) Assignee: **Church & Dwight Co., Inc.**, Ewing,
NJ (US)
- (**) Term: **15 Years**
- (21) Appl. No.: **29/651,782**
- (22) Filed: **Mar. 13, 2019**
- (51) **LOC (12) Cl.** **28-03**
- (52) **U.S. Cl.**
USPC **D28/45**
- (58) **Field of Classification Search**
USPC D28/44-46
CPC B26B 21/00; B26B 21/02; B26B 21/04;
B26B 21/06; B26B 21/10; B26B 21/12;
B26B 21/14-165; B26B 21/4063; B26B
21/525
See application file for complete search history.

D531,754 S *	11/2006	Lee	D28/45
D532,157 S *	11/2006	Lee	D28/45
D552,794 S *	10/2007	Klein	D28/45
D561,941 S *	2/2008	Khubani	D28/53
7,637,265 B2 *	12/2009	Funatsu	A45D 2/48 132/217
D676,196 S *	2/2013	Gaugler	D28/45
D750,323 S *	2/2016	Exley	D28/45
D830,632 S *	10/2018	Hage	D28/46
D831,274 S *	10/2018	Gamble	D28/53
D842,541 S *	3/2019	Brormann	D28/45
2005/0262696 A1 *	12/2005	Ouchi	B26B 19/063 30/50
2006/0156551 A1 *	7/2006	Khubani	B26B 19/06 30/130

* cited by examiner

Primary Examiner — Jennifer Rivard

(74) *Attorney, Agent, or Firm* — Womble Bond Dickinson
(US) LLP

(57) **CLAIM**

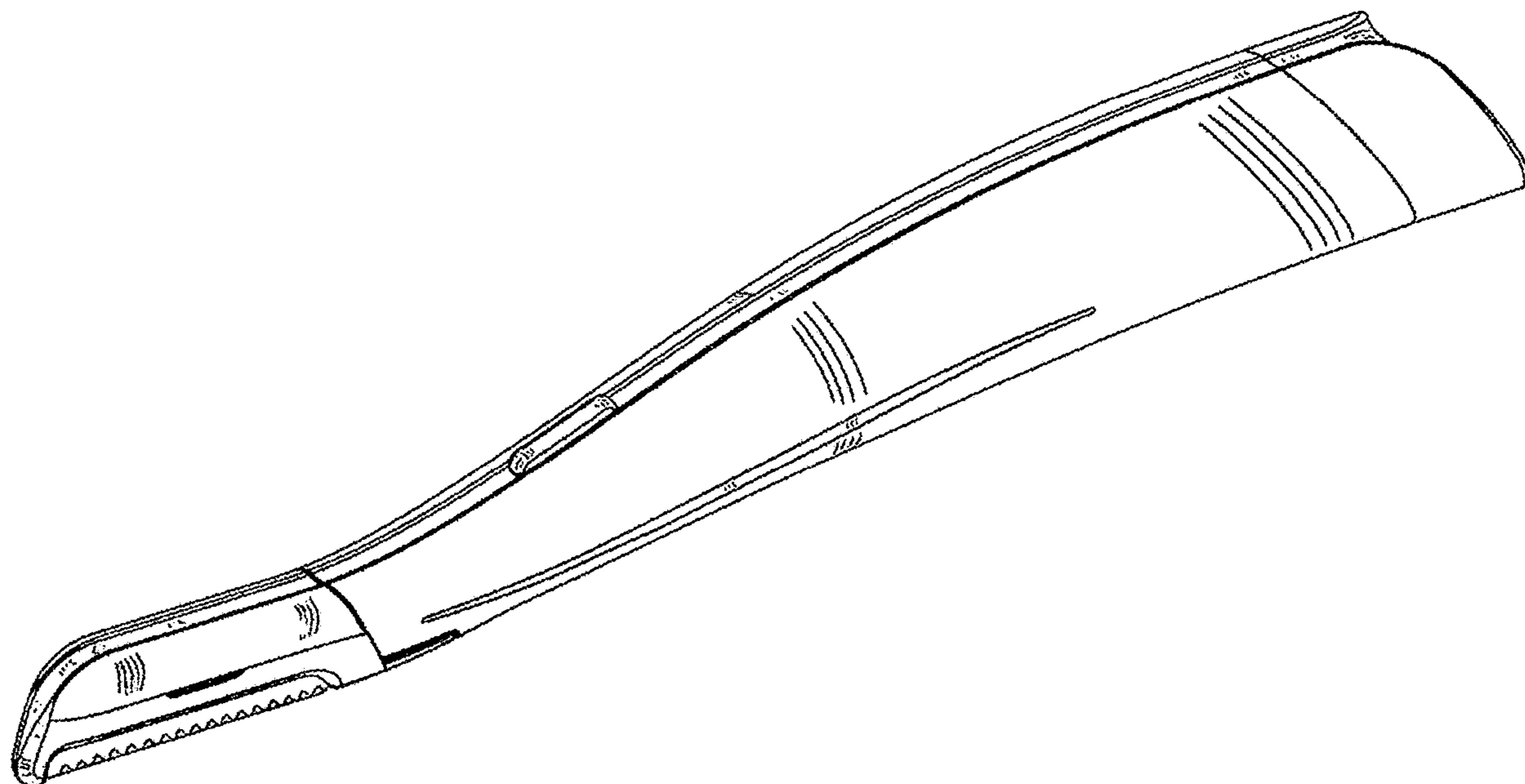
The ornamental design for a hair removal device, as shown and described.

DESCRIPTION

FIG. 1 is a front perspective view of a hair removal device of the present invention showing my new design; FIG. 2 is a front side elevation view thereof; FIG. 3 is a back side elevation view thereof; FIG. 4 is a side elevation view thereof (the other side view is a mirror image of FIG. 4); FIG. 5 is a top plan view thereof; and, FIG. 6 is a bottom plan view thereof.

1 Claim, 4 Drawing Sheets

- (56) **References Cited**
U.S. PATENT DOCUMENTS
D276,751 S * 12/1984 Kahn D28/45
4,700,477 A * 10/1987 Heller B26B 21/4043
30/27
D485,013 S * 1/2004 Leventhal D28/52
D509,026 S * 8/2005 Leventhal D28/53
D531,358 S * 10/2006 Lee D28/45



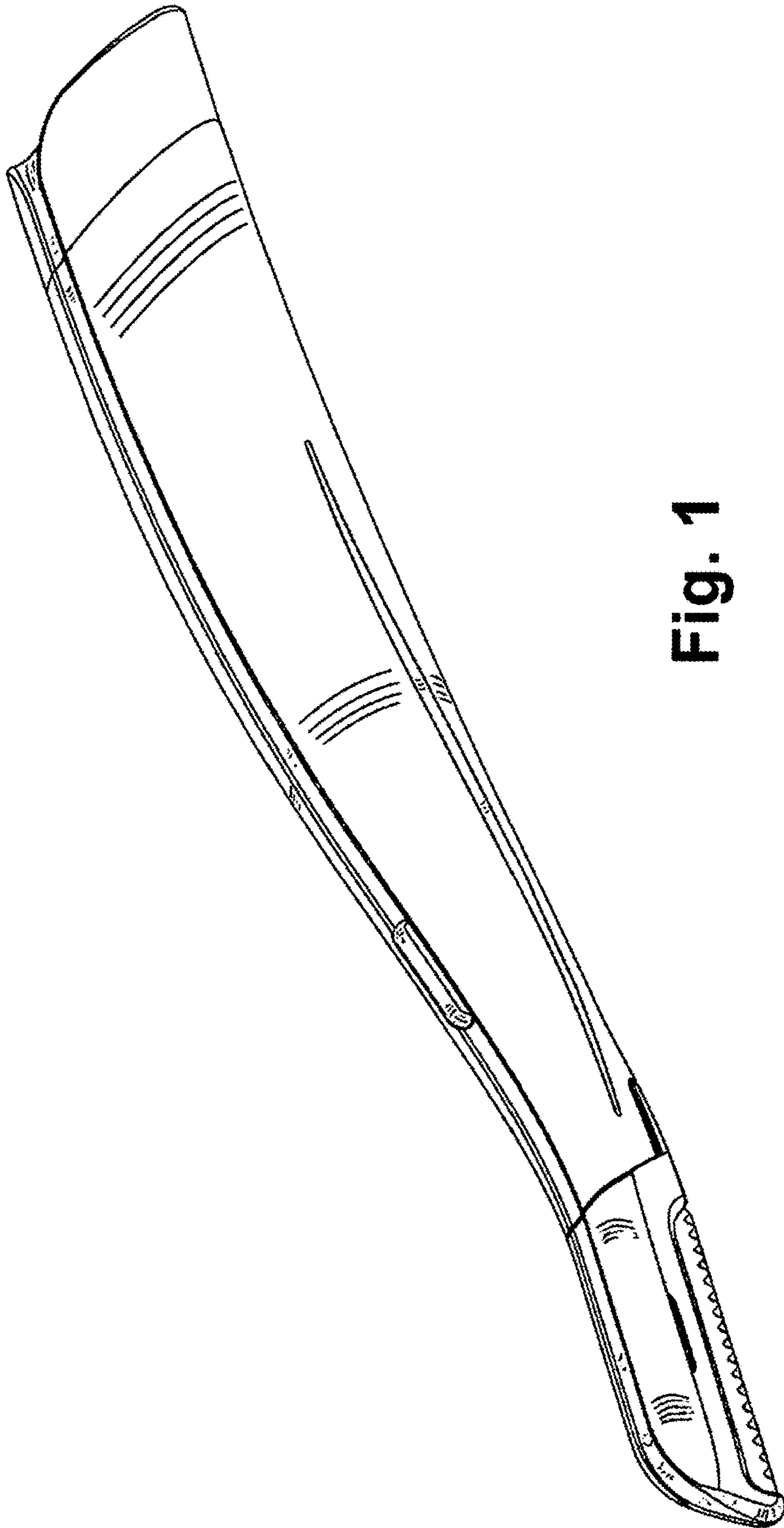


Fig. 1

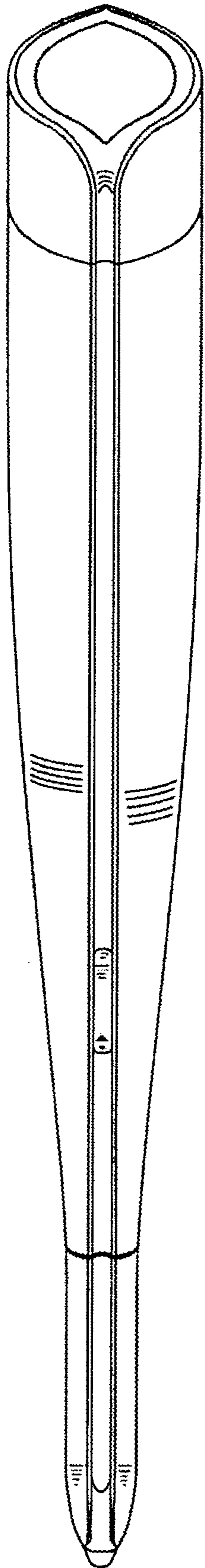


Fig. 2

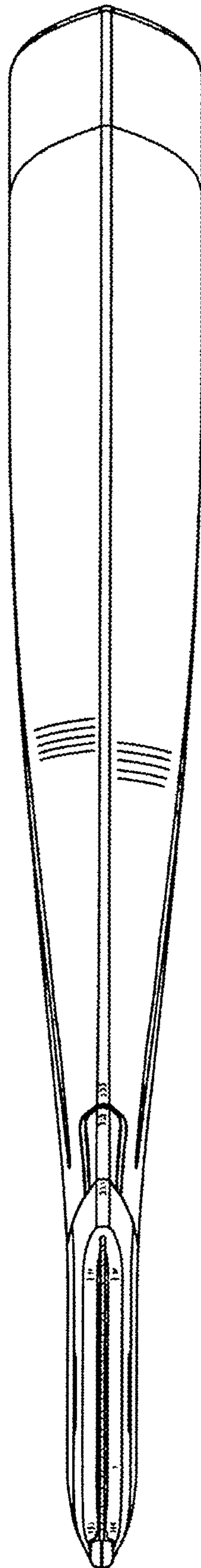


Fig. 3

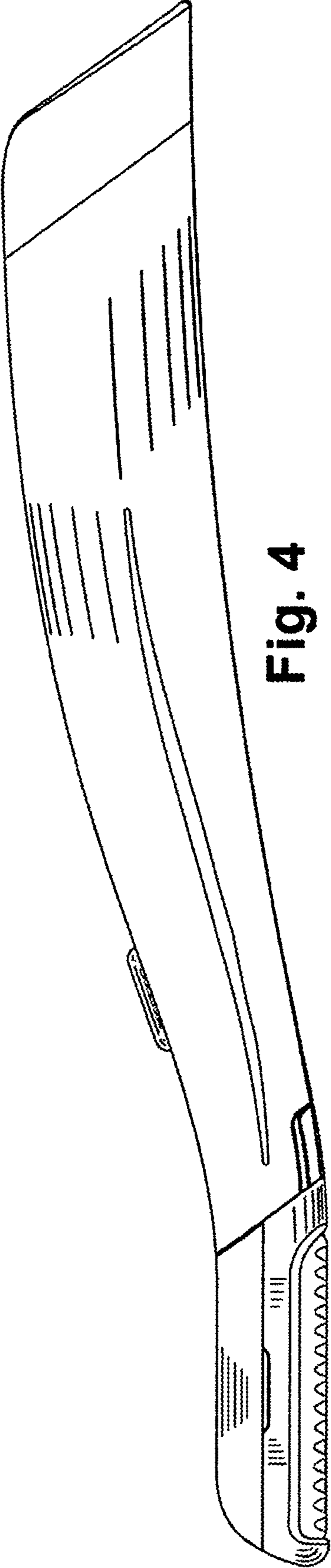


Fig. 4

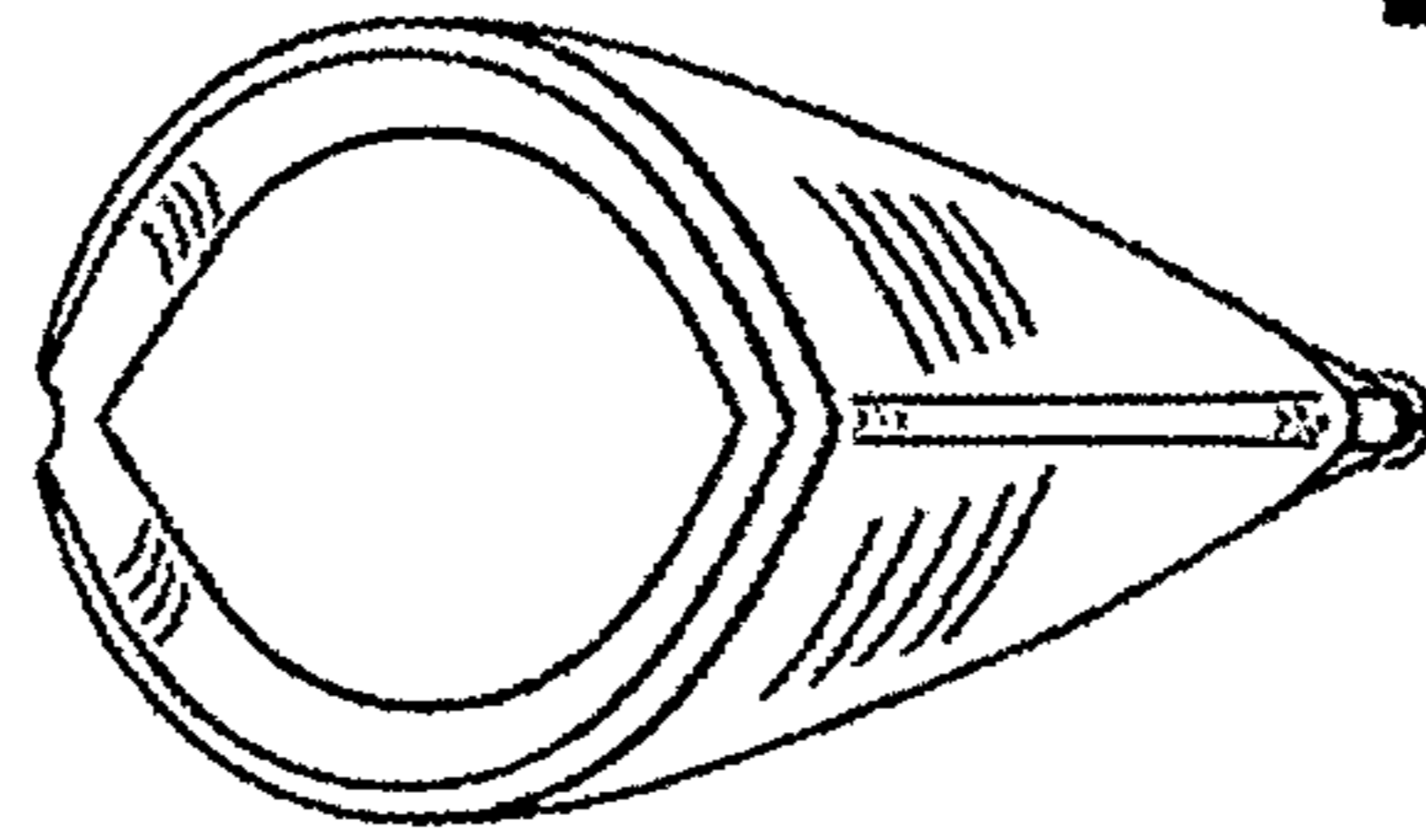


Fig. 6

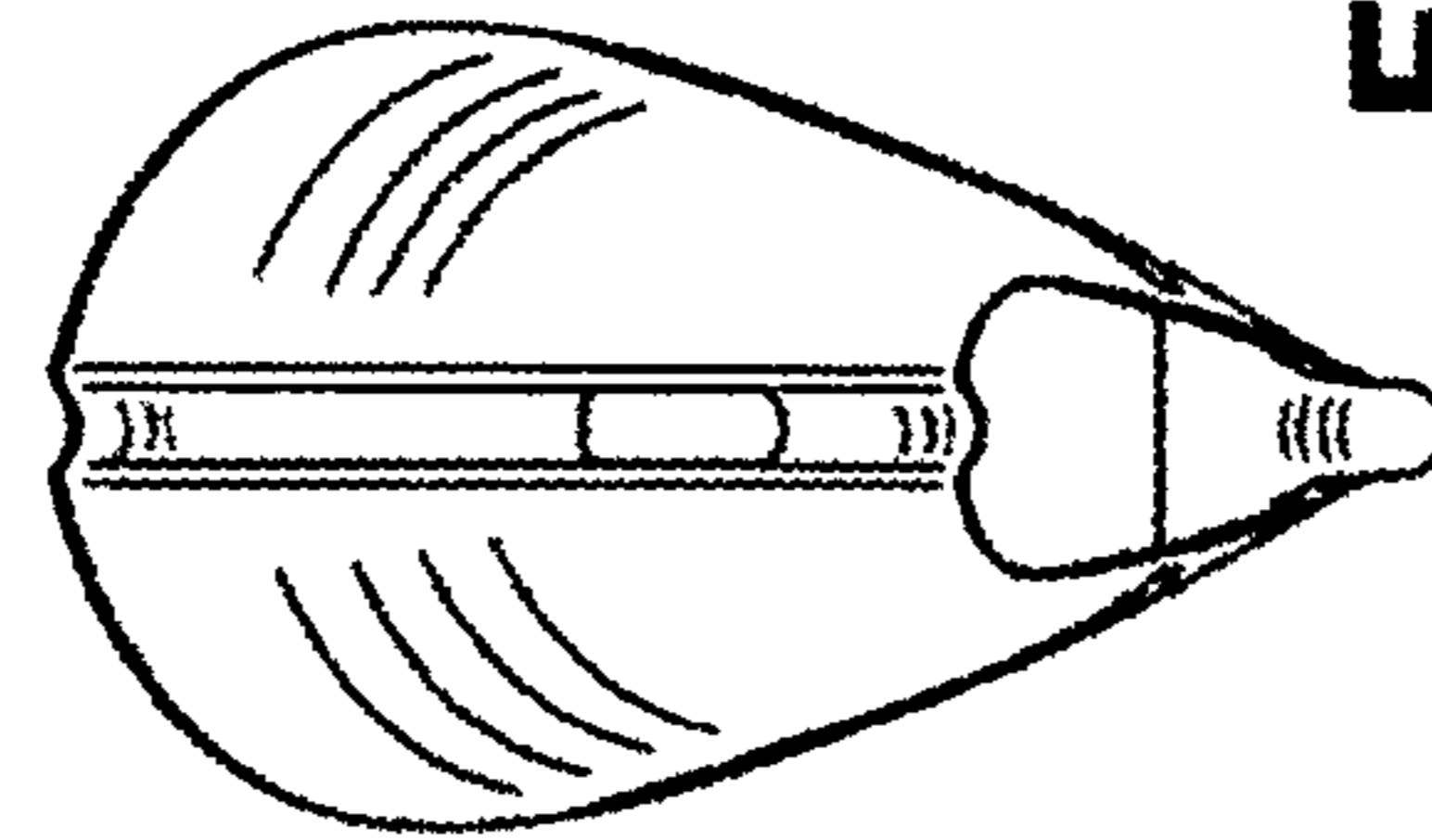


Fig. 5