



US00D893091S

(12) **United States Design Patent** (10) **Patent No.:** **US D893,091 S**  
**Christensen** (45) **Date of Patent:** **\*\* \*Aug. 11, 2020**

- (54) **FLASHLIGHT GRIP**
- (71) Applicant: **Simple Products Corporation**, Draper, UT (US)
- (72) Inventor: **Brian Christensen**, Draper, UT (US)
- (73) Assignee: **Simple Products Corporation**, Draper, UT (US)
- (\*) Notice: This patent is subject to a terminal disclaimer.
- (\*\*) Term: **15 Years**

D529,647 S	10/2006	Shiu	
D531,746 S	11/2006	Zhu	
D535,419 S	1/2007	Shiu	
D535,771 S	1/2007	Shiu	
D537,968 S	3/2007	Shiu	
D547,891 S	7/2007	Shiu	
D548,391 S	* 8/2007	Lecluze	..... D26/138
D548,865 S	8/2007	Meoli et al.	
D553,282 S	10/2007	Zhu	
D559,418 S	1/2008	Poon	
D568,515 S	5/2008	Liu	
D570,511 S	6/2008	Shiu	
D575,429 S	8/2008	Shiu	
D581,586 S	* 11/2008	Conroy	..... D26/138
D596,772 S	7/2009	Chang	
D625,448 S	10/2010	Brown et al.	
D629,940 S	12/2010	Osterhout	

(Continued)

- (21) Appl. No.: **29/645,710**
- (22) Filed: **Apr. 27, 2018**
- (51) **LOC (12) Cl.** ..... **26-05**
- (52) **U.S. Cl.**  
USPC ..... **D26/138; D26/49**
- (58) **Field of Classification Search**  
USPC ..... D26/72, 74, 76, 78-83, 85, 86, 88, 90, D26/93, 111, 113, 118, 119, 120, 121, D26/122, 138, 139, 140, 141, 142, 152  
CPC ..... F21S 2/00; F21S 4/00; F21S 4/003; F21S 4/005; F21S 4/006; F21S 4/007; F21S 4/008; F21S 6/00; F21S 8/00; F21S 8/024; F21S 8/026; F21S 8/031; F21S 8/033; F21S 8/035-037; F21S 8/04; F21S 8/043; F21S 8/063  
See application file for complete search history.

*Primary Examiner* — Natasha Vujcic  
(74) *Attorney, Agent, or Firm* — Thorpe North & Western, LLP

(57) **CLAIM**

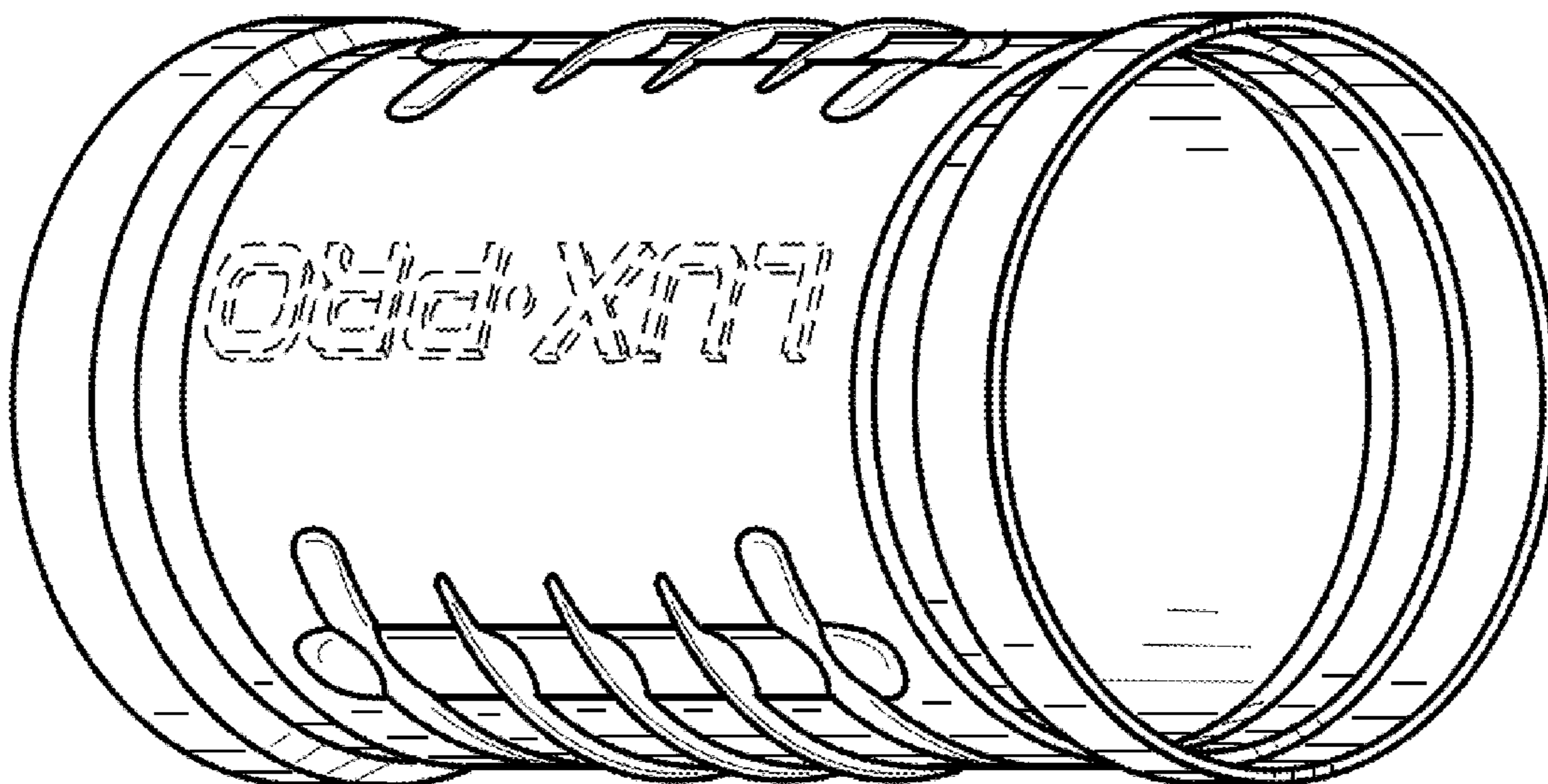
The ornamental design for a flashlight grip, as shown and described.

**DESCRIPTION**

FIG. 1 is a top left perspective view of a flashlight grip in accordance with my invention;  
FIG. 2 is a top right perspective view thereof;  
FIG. 3 is a front view thereof;  
FIG. 4 is a back view thereof;  
FIG. 5 is a top view thereof;  
FIG. 6 is a bottom view thereof;  
FIG. 7 is a left view thereof; and,  
FIG. 8 is a right view thereof.  
Throughout the drawings the broken lines illustrate unclaimed subject matter only and form no part of the claimed design. The broken lines in the drawings illustrate portions of the flashlight grip which form no part of the claimed design.

**1 Claim, 3 Drawing Sheets**

- (56) **References Cited**  
U.S. PATENT DOCUMENTS  
D326,927 S \* 6/1992 Catalina ..... D26/138  
D333,012 S \* 2/1993 Fleming ..... D26/138  
D345,814 S \* 4/1994 Wright, III ..... D26/138  
D422,744 S \* 4/2000 Losole, III ..... D26/138  
D422,745 S \* 4/2000 Losole, III ..... D26/138  
D483,892 S 12/2003 Poon



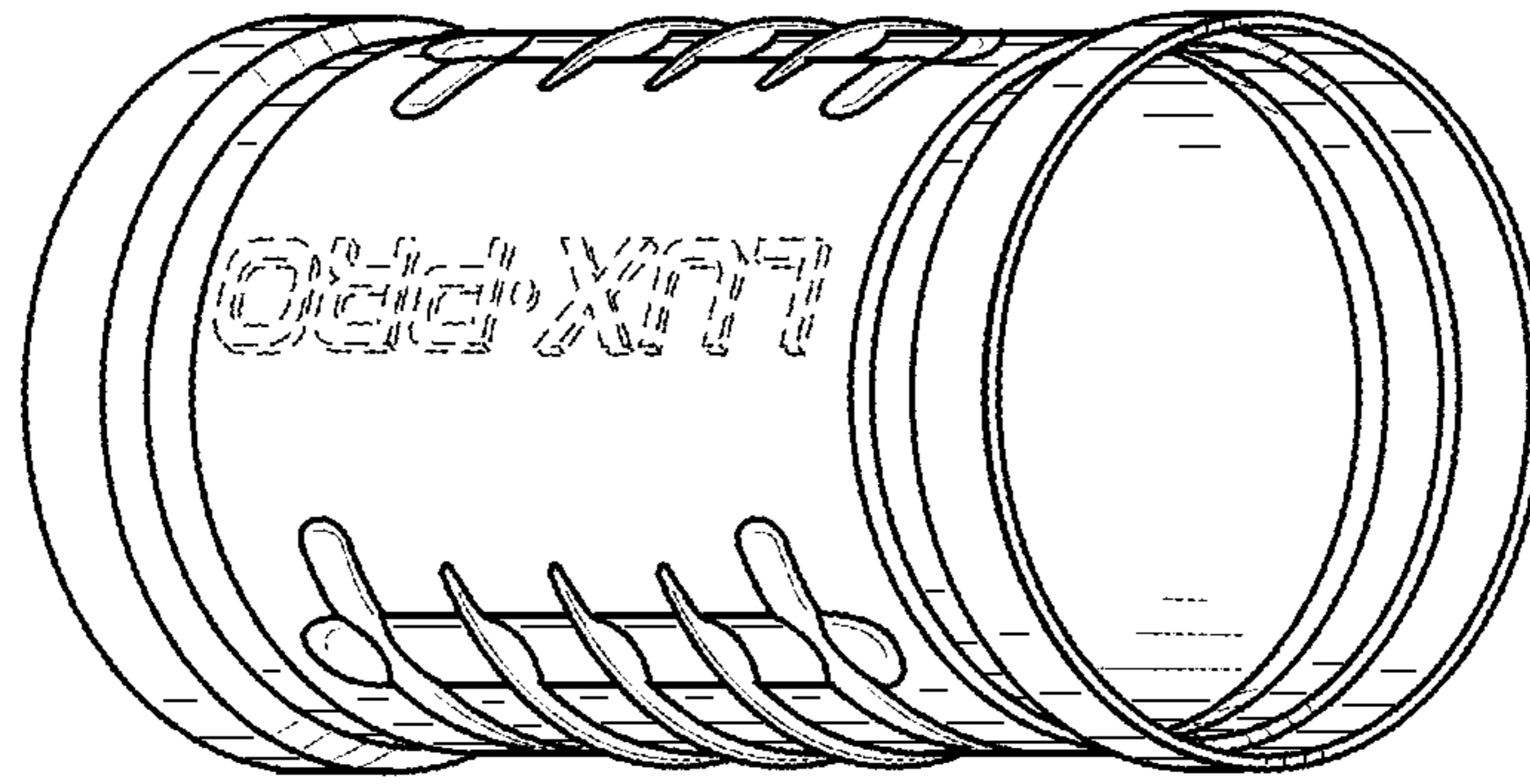
(56)

**References Cited**

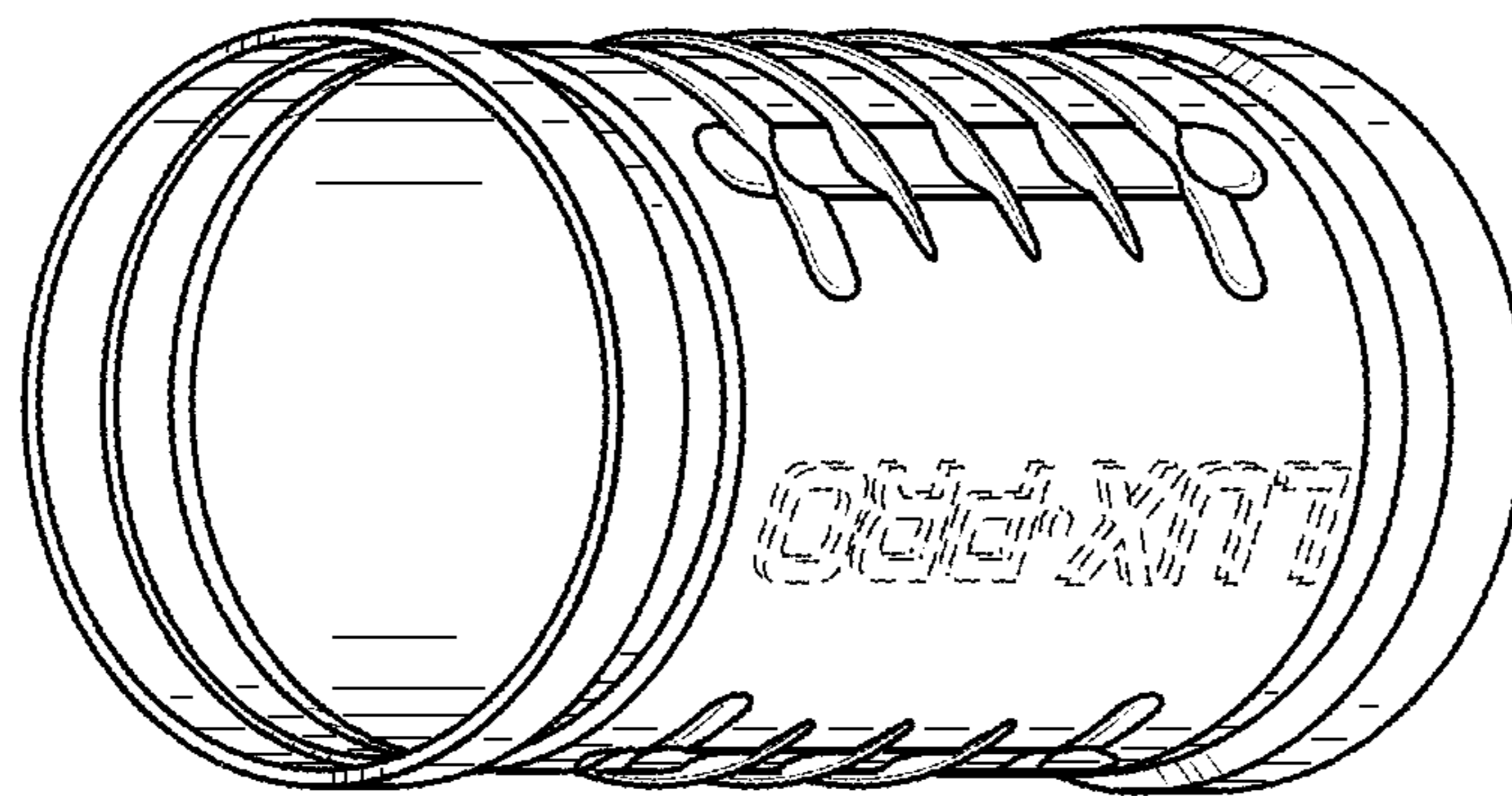
## U.S. PATENT DOCUMENTS

D636,511 S	4/2011	Cen	
D641,901 S	7/2011	Opolka	
D643,561 S	8/2011	Maglica	
D650,104 S	12/2011	Brands et al.	
D667,578 S	9/2012	Milz et al.	
D673,315 S	12/2012	Milz et al.	
D706,476 S *	6/2014	Lee .....	D26/49
D707,378 S	6/2014	Shiu	
D709,232 S	7/2014	Inskeep	
D709,643 S *	7/2014	Kohler .....	D26/138
D710,526 S	8/2014	Lee	
D717,481 S	11/2014	Yong	
D726,945 S	4/2015	Kunzendorf	
D743,601 S	11/2015	Maglica	
9,217,547 B2	12/2015	Sharrah	
D749,254 S *	2/2016	Robinson .....	D26/37
D752,273 S *	3/2016	Pratt .....	D10/104.1
D777,371 S *	1/2017	Yang .....	D26/142
D784,601 S *	4/2017	Yang .....	D26/138
D786,466 S	5/2017	Prieto	
D794,237 S	8/2017	Christensen	
D794,857 S	8/2017	Sharrah et al.	
D799,089 S *	10/2017	Green .....	D26/49
D805,668 S *	12/2017	Shirley .....	D26/49
D809,687 S	2/2018	Krantz et al.	
D809,688 S	2/2018	Christensen	
D810,337 S	2/2018	Eichelberger	
D818,185 S *	5/2018	Wilson .....	D26/138
D818,622 S	5/2018	Kunzendorf	
D823,506 S	7/2018	Shiu	
D827,894 S	9/2018	Huang	
D844,201 S	3/2019	Khubani	
D850,683 S	6/2019	Shelton	

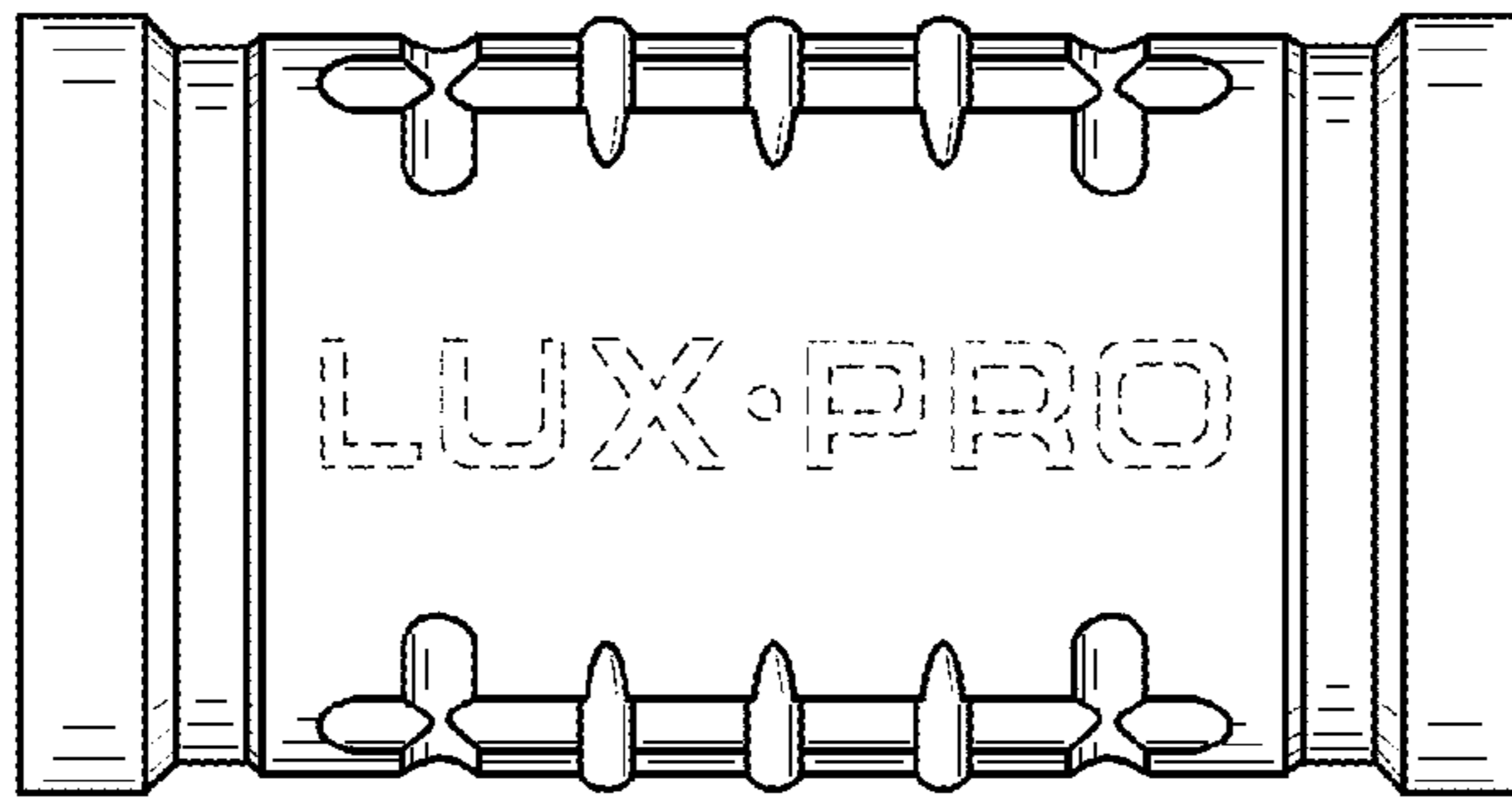
\* cited by examiner



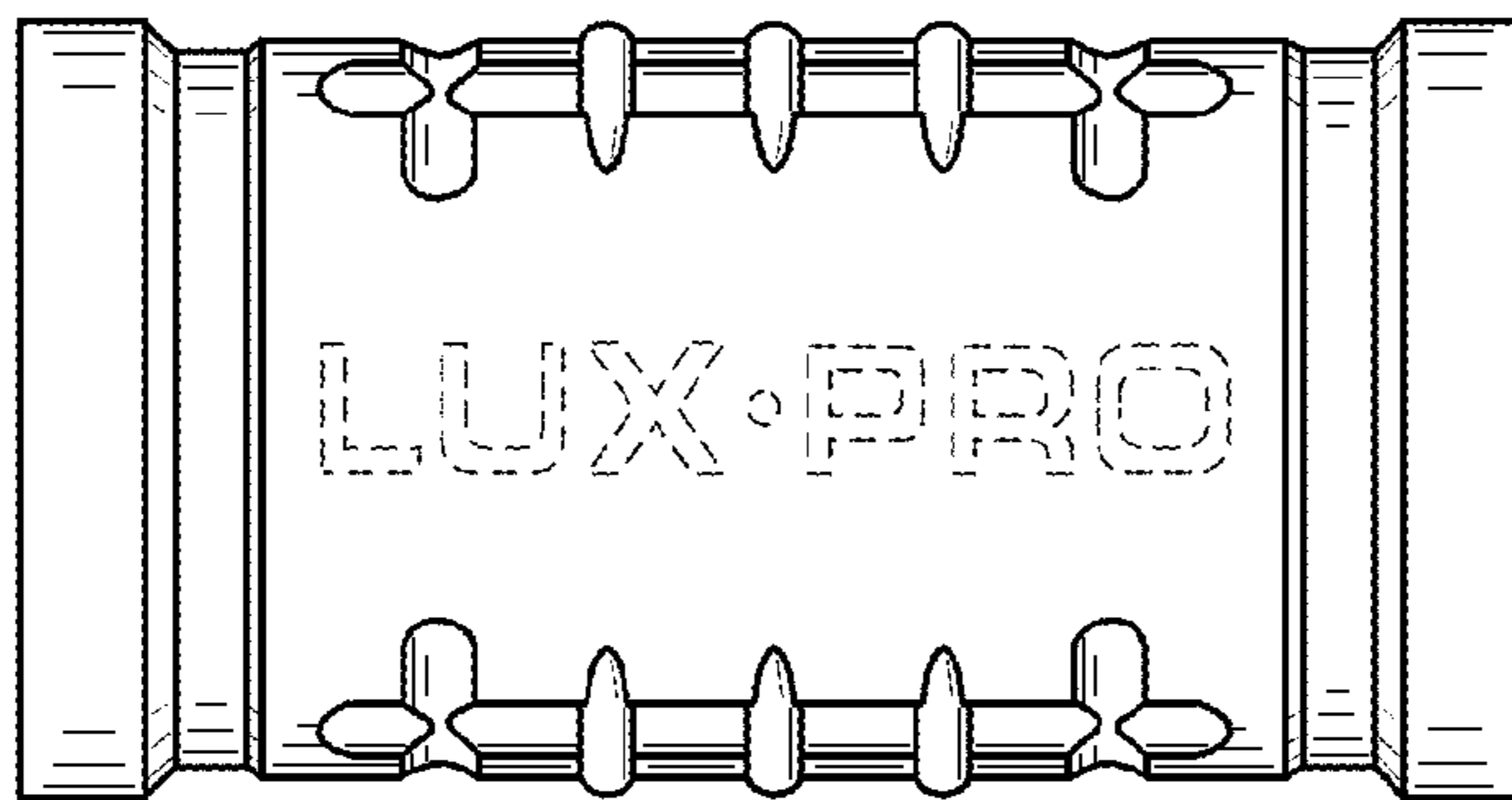
**FIG. 1**



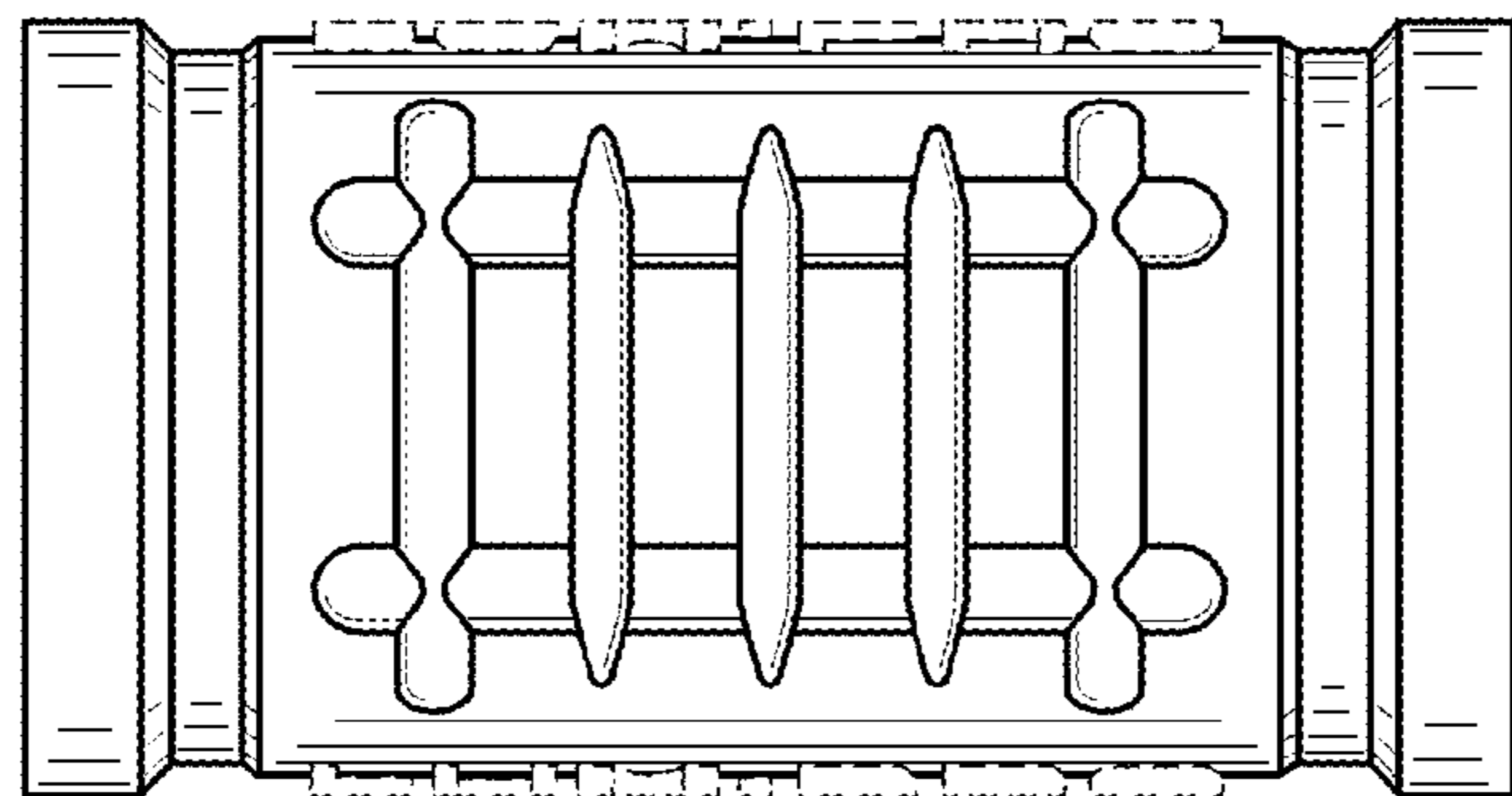
**FIG. 2**



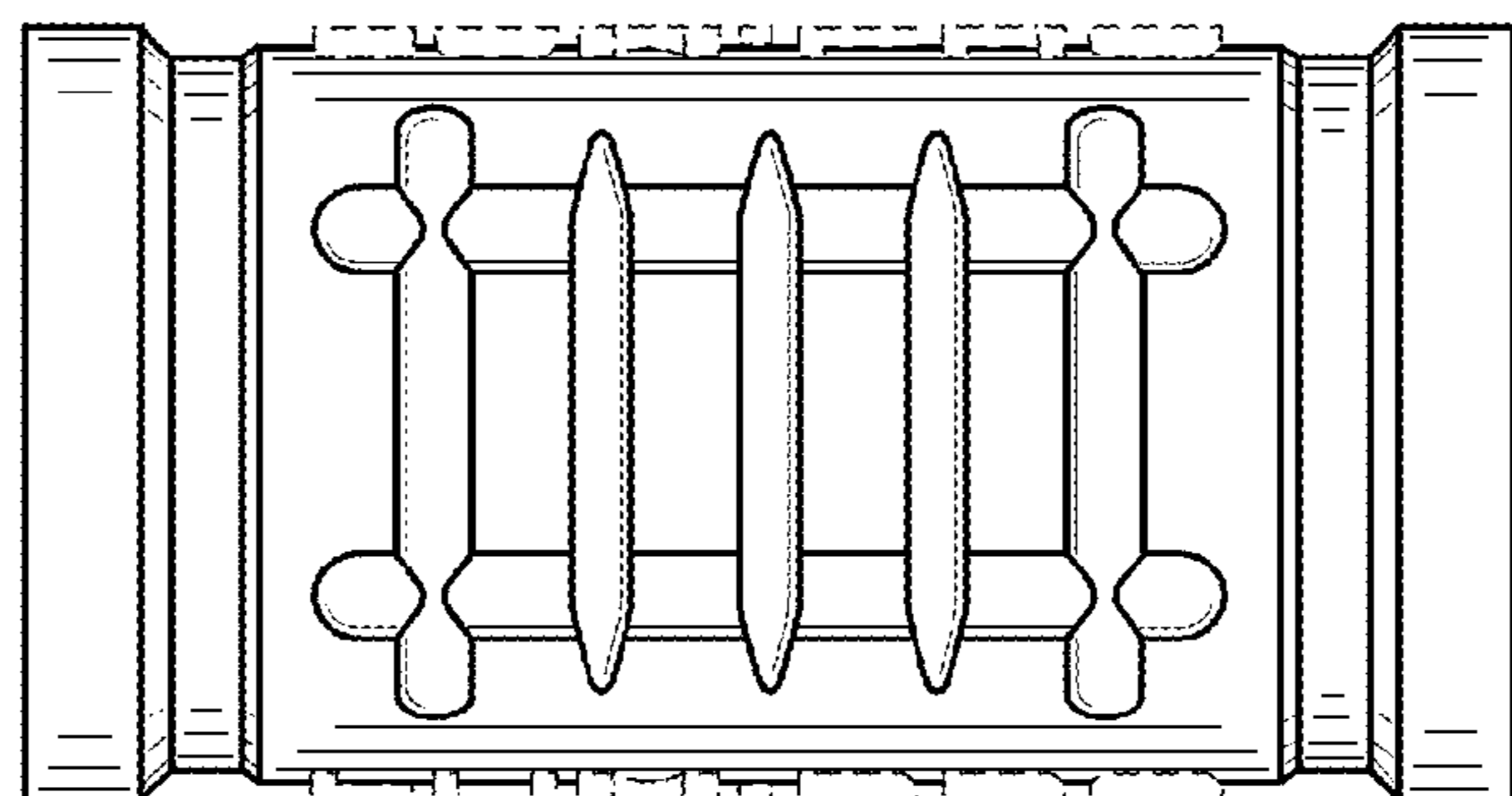
**FIG. 3**



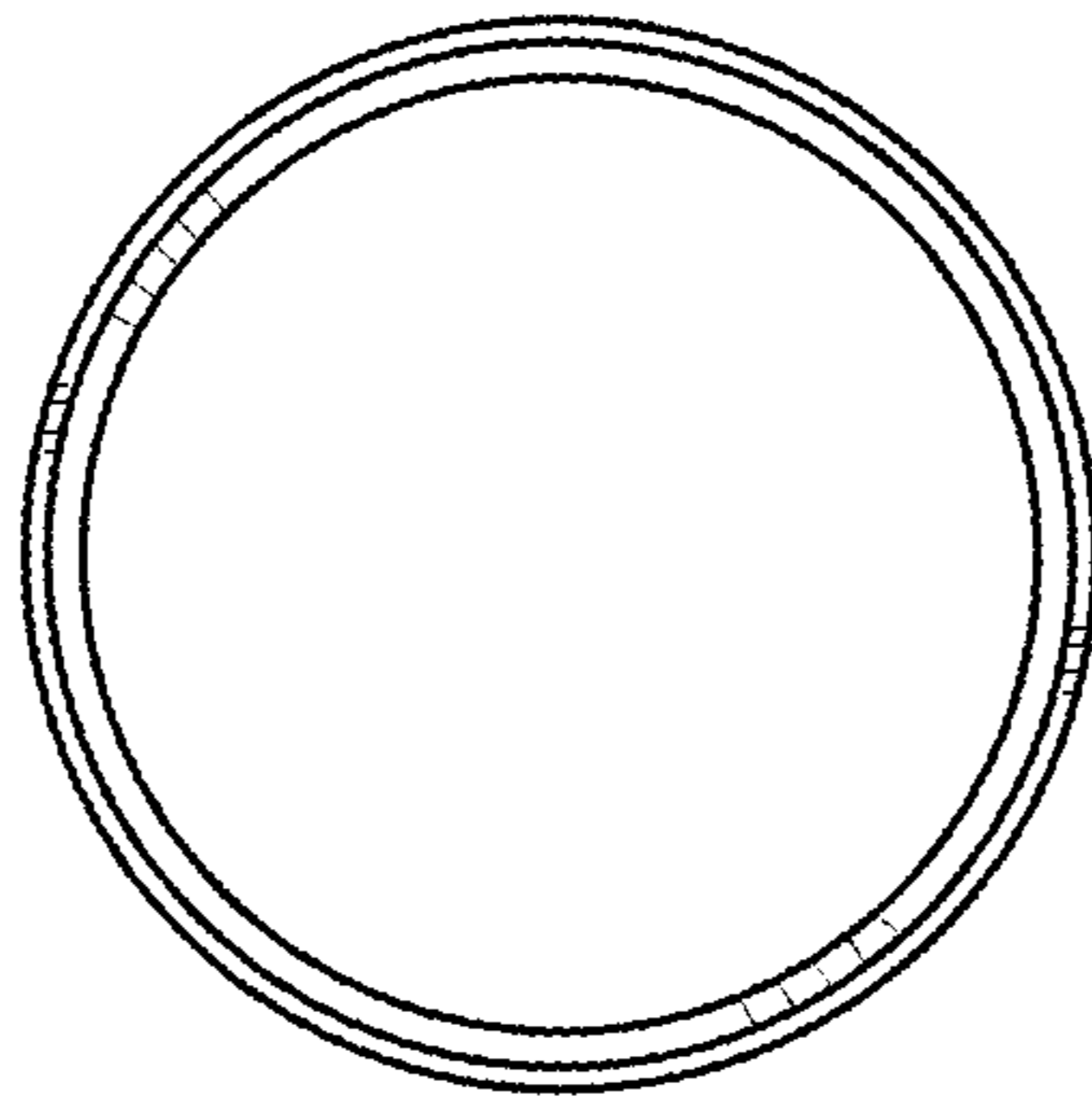
**FIG. 4**



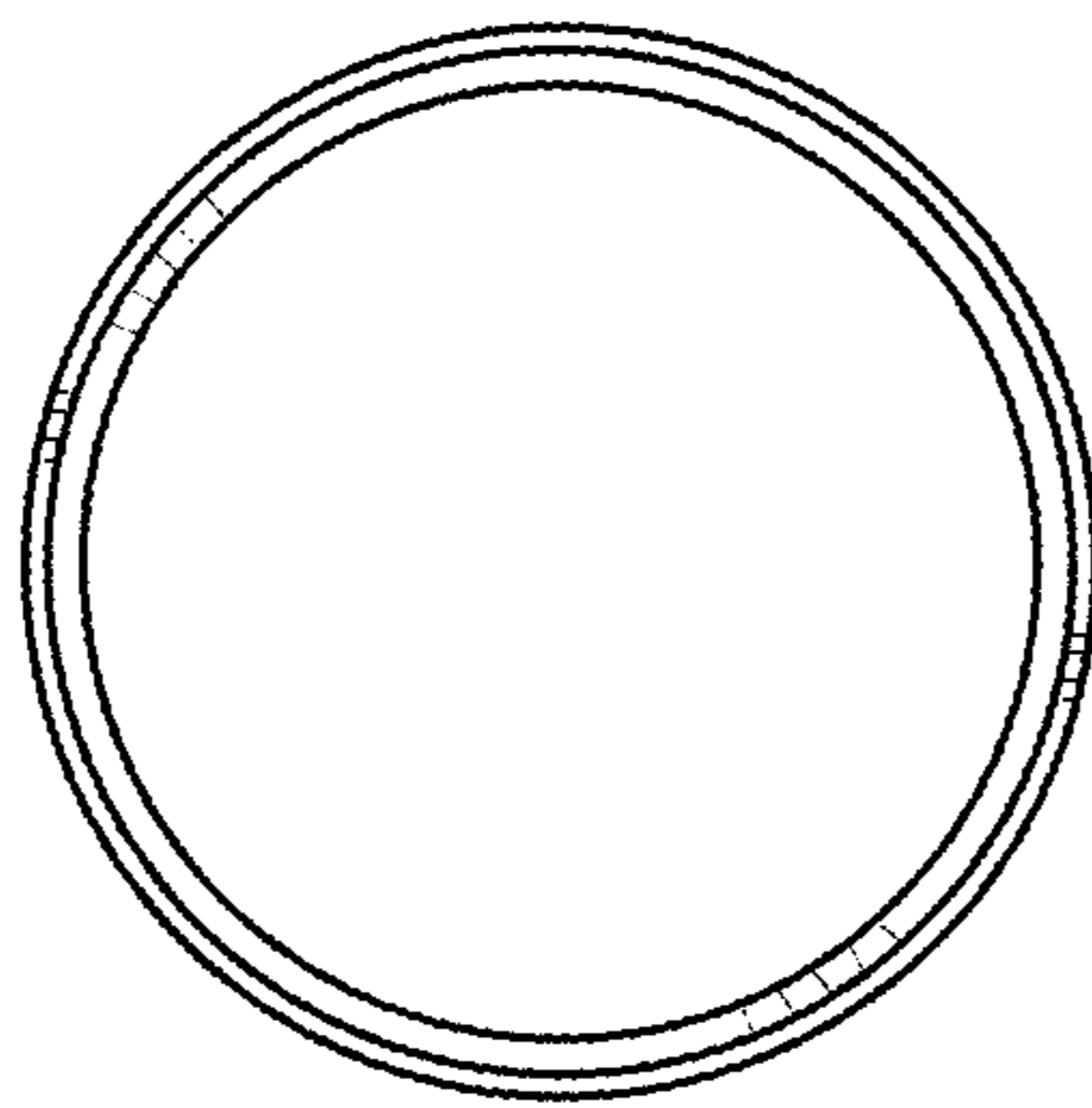
**FIG. 5**



**FIG. 6**



**FIG. 7**



**FIG. 8**