



US00D893089S

(12) **United States Design Patent** (10) **Patent No.:** **US D893,089 S**  
**Chang et al.** (45) **Date of Patent:** **\*\* Aug. 11, 2020**

(54) **PORTION OF A SIDE COVER**  
(71) Applicant: **Radiant Opto-Electronics Corporation, Kaohsiung (TW)**  
(72) Inventors: **Cheng-Ang Chang, Kaohsiung (TW); Chih-Hung Ju, Kaohsiung (TW)**  
(73) Assignee: **Radiant Opto-Electronics Corporation, Kaohsiung (TW)**

(\*\*) Term: **15 Years**  
(21) Appl. No.: **29/686,218**  
(22) Filed: **Apr. 3, 2019**

(30) **Foreign Application Priority Data**  
Oct. 12, 2018 (TW) ..... 107306068  
(51) **LOC (12) Cl.** ..... **26-05**  
(52) **U.S. Cl.**  
USPC ..... **D26/118**  
(58) **Field of Classification Search**  
USPC ..... D26/24, 28, 71, 83, 88, 89, 118, 120, D26/139; D12/190, 195, 196  
CPC ..... F21V 15/00; F21V 15/01; F21V 15/012; F21V 17/00; F21S 8/003; F21Y 2015/00; F21Y 2015/10; G02B 6/0095  
See application file for complete search history.

(56) **References Cited**  
U.S. PATENT DOCUMENTS  
D347,081 S \* 5/1994 Ikeda ..... D26/122  
D711,562 S \* 8/2014 Dickman ..... D26/28

D736,451 S \* 8/2015 Smith ..... D26/120  
D751,478 S \* 3/2016 Buck ..... D12/190  
D785,857 S \* 5/2017 Svensson ..... D26/139  
D848,915 S \* 5/2019 Iazard ..... D12/190  
D867,947 S \* 11/2019 Park Cheng ..... D12/190  
D870,926 S \* 12/2019 Lanini ..... D26/28  
D872,325 S \* 1/2020 Bauer ..... D26/28

**FOREIGN PATENT DOCUMENTS**

TW D147093 S1 5/2012  
\* cited by examiner


*Primary Examiner* — Wan Laymon  
*Assistant Examiner* — Clint A Samuel  
(74) *Attorney, Agent, or Firm* — CKC & Partners Co., LLC

(57) **CLAIM**  
The ornamental design for a portion of a side cover, as shown and described.

**DESCRIPTION**

FIG. 1 is a perspective view of a portion of a side cover showing our new design;  
FIG. 2 is another perspective view thereof;  
FIG. 3 is a front view thereof;  
FIG. 4 is a rear view thereof;  
FIG. 5 is a left side view thereof;  
FIG. 6 is a right side view thereof;  
FIG. 7 is a top view thereof; and,  
FIG. 8 is a bottom view thereof.  
The regular dash-dash broken lines are included for the purpose of illustrating the portion of a side cover that form no part of the claimed design. The dash-dot-dash broken lines represent boundaries of the claimed design.

**1 Claim, 8 Drawing Sheets**






FIG.1

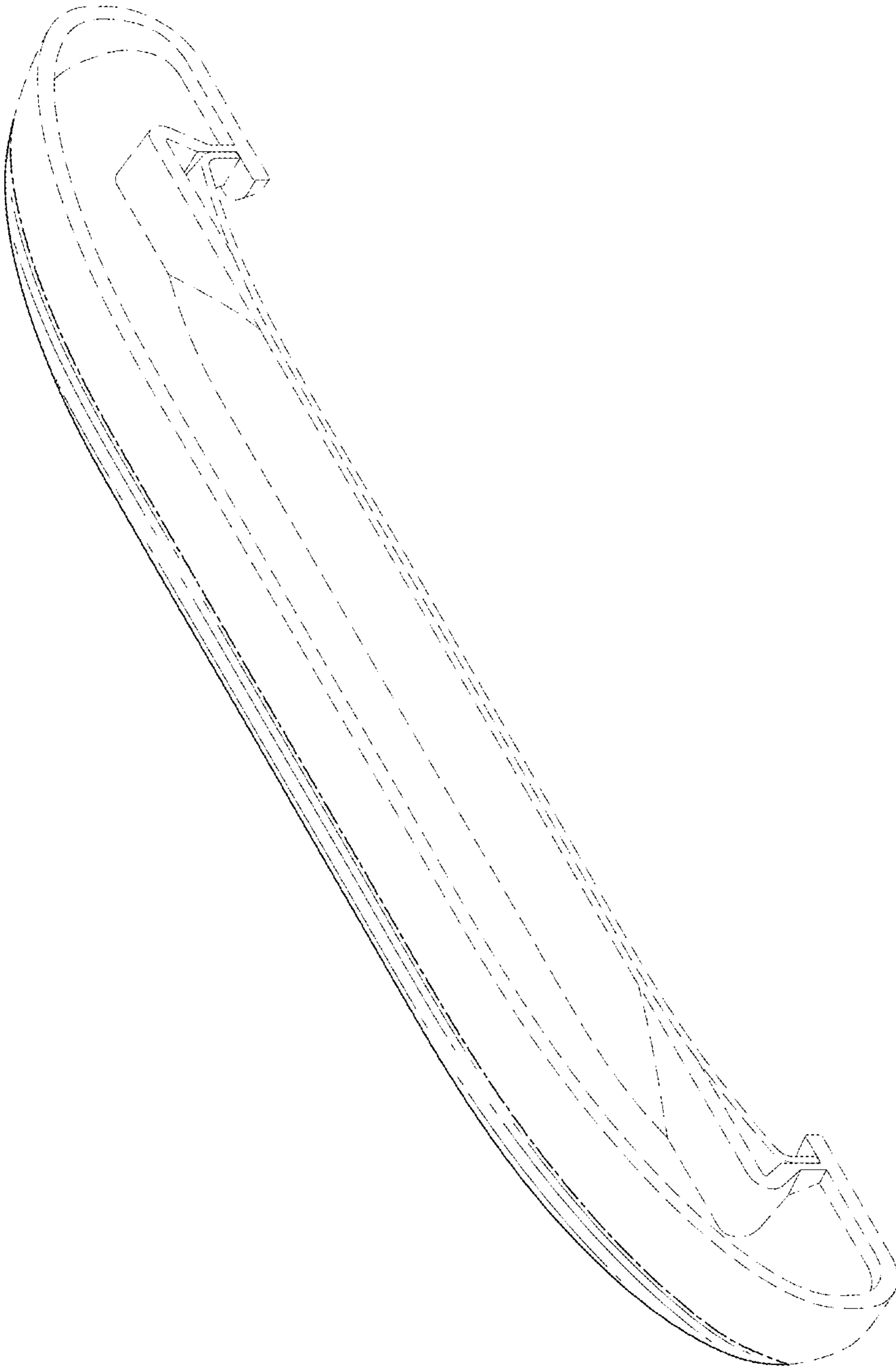


FIG. 2

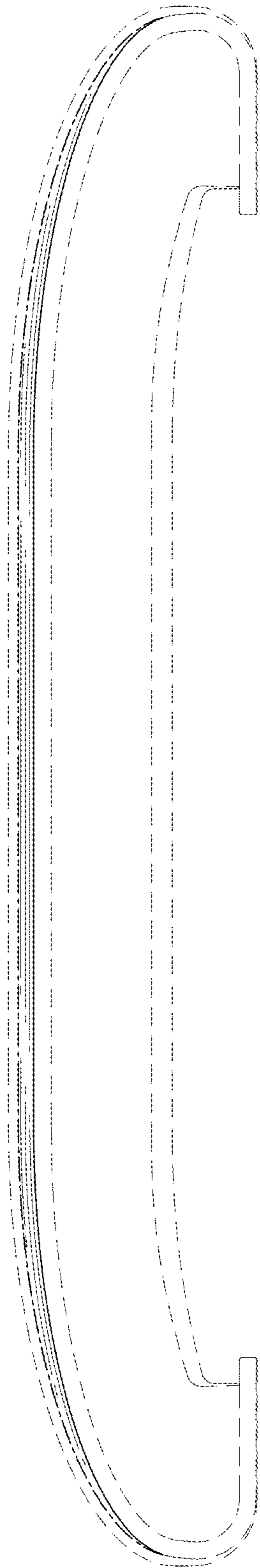


FIG. 3

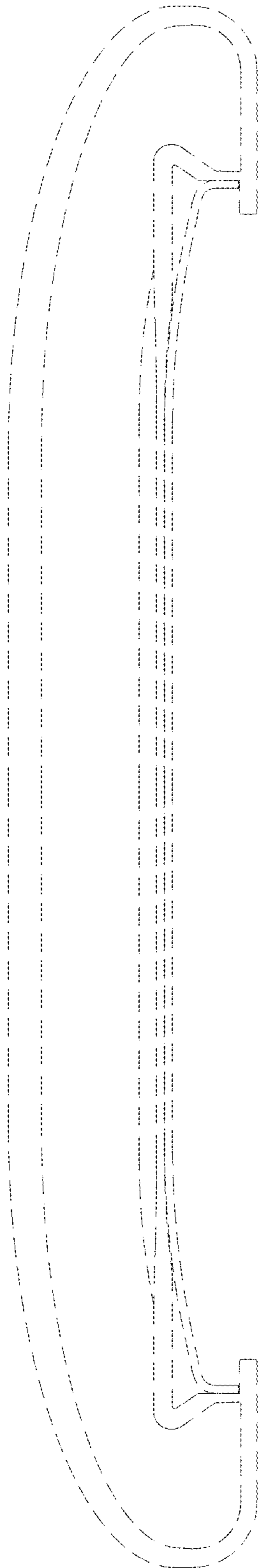


FIG. 4

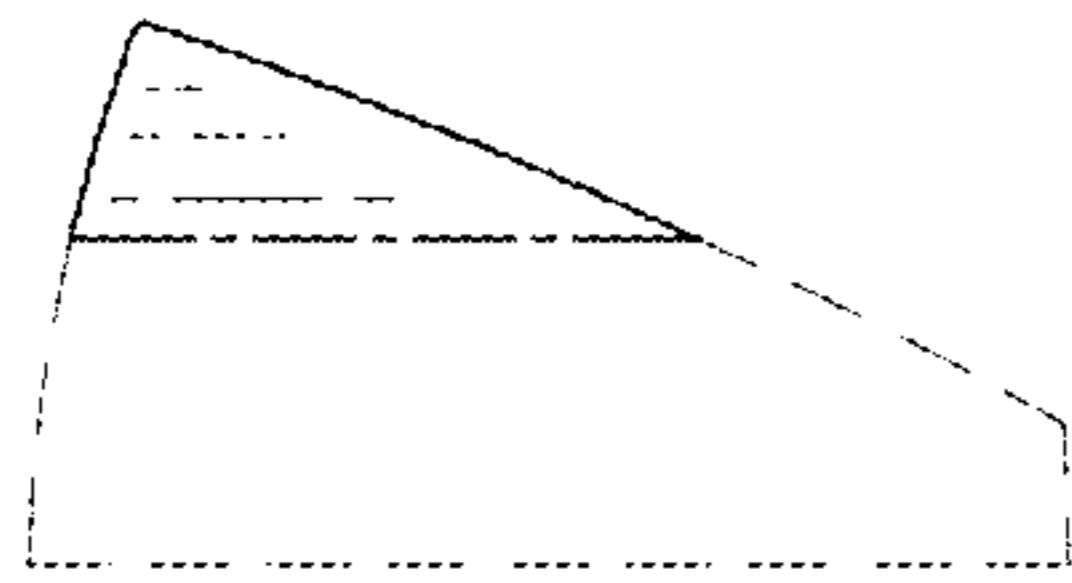


FIG. 5

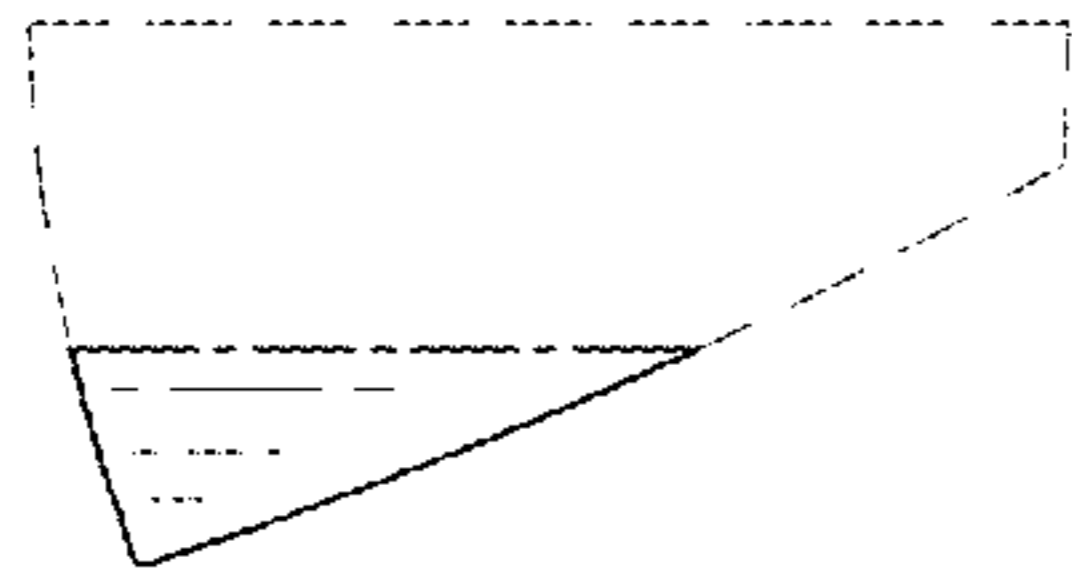


FIG. 6




FIG. 7






FIG. 8