



US00D893026S

(12) **United States Design Patent** (10) **Patent No.:** **US D893,026 S**
Leather (45) **Date of Patent:** **** Aug. 11, 2020**

(54) **VAGINAL DILATOR**
(71) Applicant: **UNIVERSITY OF CENTRAL LANCASHIRE**, Preston, Lancashire (GB)
(72) Inventor: **Peter Leather**, Preston (GB)
(73) Assignee: **UNIVERSITY OF CENTRAL LANCASHIRE**, Preston, Lancashire (GB)

2,587,717 A 3/1952 Fourness
2,854,978 A 10/1958 Millman et al.
3,390,671 A 7/1968 Hildebrand
3,760,808 A 9/1973 Bleuer
D265,342 S 7/1982 Glassman
D269,206 S 5/1983 Glassman
D327,912 S * 7/1992 Tsai D19/163
(Continued)

(**) Term: **15 Years**

(21) Appl. No.: **29/675,911**

(22) Filed: **Jan. 7, 2019**

Related U.S. Application Data

(62) Division of application No. 29/614,922, filed on Aug. 24, 2017, now Pat. No. Des. 841,806, which is a division of application No. 29/528,416, filed on May 28, 2015, now Pat. No. Des. 798,447.

Foreign Application Priority Data

Dec. 1, 2014 (EM) 002588491-0001
Dec. 1, 2014 (EM) 002588491-0002
Dec. 1, 2014 (EM) 002588491-0003
Dec. 1, 2014 (EM) 002588491-0004

(51) **LOC (12) Cl.** **24-02**

(52) **U.S. Cl.**
USPC **D24/135**

(58) **Field of Classification Search**
USPC D24/135, 141
CPC A61M 29/00; A61B 17/42; A61B 17/0206
See application file for complete search history.

(56) **References Cited**

U.S. PATENT DOCUMENTS

554,189 A * 2/1896 Kochendarfer B43K 1/086
401/214
2,489,502 A 11/1949 Ruth

FOREIGN PATENT DOCUMENTS

CN 303641869 4/2016
WO 2016167996 10/2016

OTHER PUBLICATIONS

MedGyn Product Catalog, <http://pdf.medicalexpo.com/pdf/medgyn-products/medgyn-catalog/69237-127744.html#search-en-dilato>, available as least as early as Dec. 4, 2014, 64 pages.

(Continued)

Primary Examiner — Lauren D McVey
(74) *Attorney, Agent, or Firm* — Faegre Drinker Biddle & Reath LLP

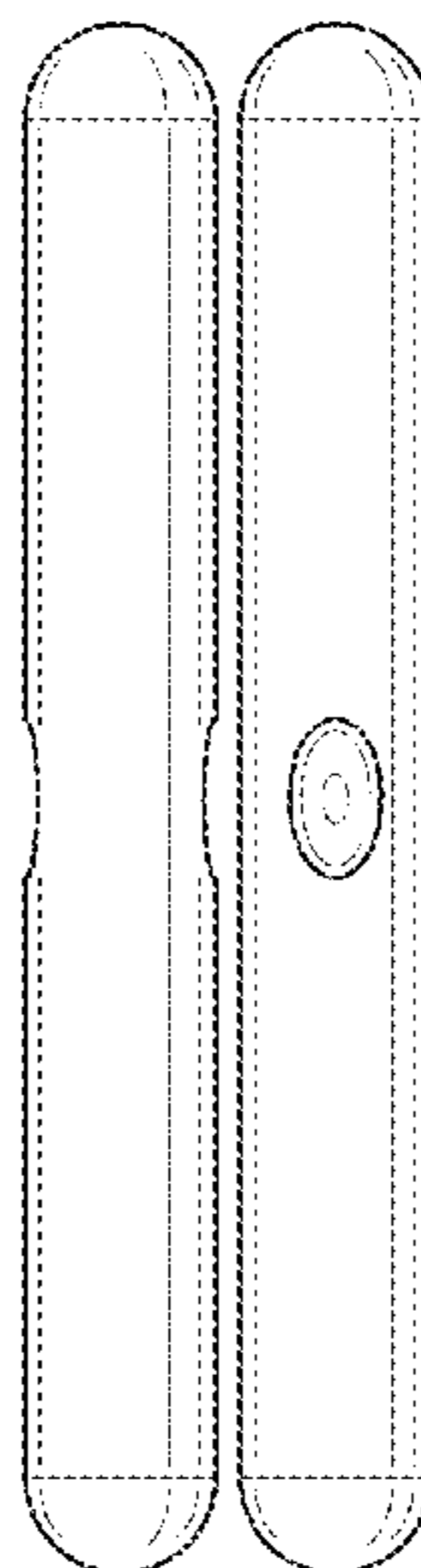
(57) **CLAIM**

I claim the ornamental design for the vaginal dilator, as shown and described.

DESCRIPTION

FIG. 1 is a left front perspective view of a vaginal dilator showing my new design;
FIG. 2 is a right rear perspective view thereof;
FIG. 3 is a side view thereof, with the opposing side having an identical view;
FIG. 4 is a front view thereof
FIG. 5 is a rear view thereof;
FIG. 6 is an enlarged top view thereof; and,
FIG. 7 is an enlarged bottom view thereof.

1 Claim, 5 Drawing Sheets



(56)

References Cited

U.S. PATENT DOCUMENTS

5,501,063 A 3/1996 Tews et al.
 5,554,108 A 9/1996 Browning et al.
 5,681,340 A 10/1997 Veronikis
 5,891,081 A 4/1999 McNelis et al.
 6,623,503 B1 9/2003 Thomas et al.
 6,929,606 B2 8/2005 Ritland
 D511,829 S 11/2005 Phipps et al.
 D545,898 S * 7/2007 Iwasaki D19/163
 D546,451 S 7/2007 Givens, Jr.
 D609,807 S 2/2010 Hashimoto
 D611,988 S * 3/2010 Huff D19/170
 D633,560 S 3/2011 Clivio
 8,066,730 B2 11/2011 Dorman
 D695,449 S 12/2013 Tucker et al.
 D725,822 S 3/2015 Liu
 D755,440 S 5/2016 Collen
 D762,001 S 7/2016 Liu
 D763,438 S 8/2016 Gouret
 D773,727 S 12/2016 Eksouzian
 D787,671 S 5/2017 Orr

D798,447 S 9/2017 Leather
 D806,244 S 12/2017 Rezac et al.
 D822,204 S * 7/2018 Jeong D24/130
 D829,820 S * 10/2018 Bohrer D19/163
 D841,806 S * 2/2019 Leather D24/135
 2002/0143287 A1 10/2002 Buzot
 2002/0183681 A1 12/2002 Bernard
 2010/0082057 A1 4/2010 Borkon
 2010/0298832 A1* 11/2010 Lau A61B 17/1642
 606/80

OTHER PUBLICATIONS

Hegar Dilator, Monarch Medical Products, https://www.monarchmedicalproducts.com/index.php?route=product/product&path=97_59&product_id=482, available at least as early as Jul. 16, 2012, 3 pages.
 Monarch Medical Products. <URL: https://www.cmtmedical.com/?main_page=product_info&cPath=124_125_130_133&products_id=550> visited Dec. 22, 2017. Vaginal Dilator set of 7 sizes.

* cited by examiner

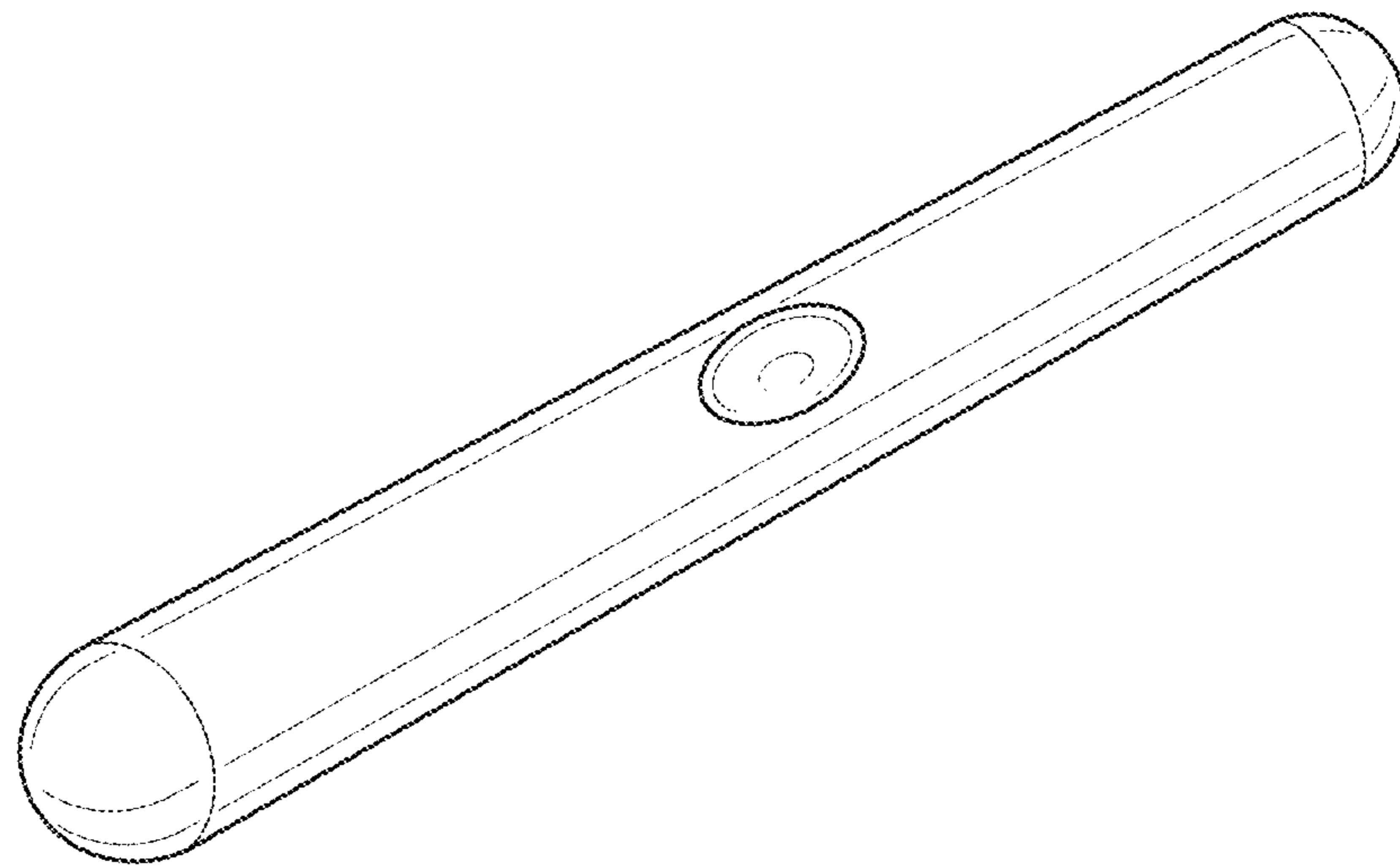


FIG. 1

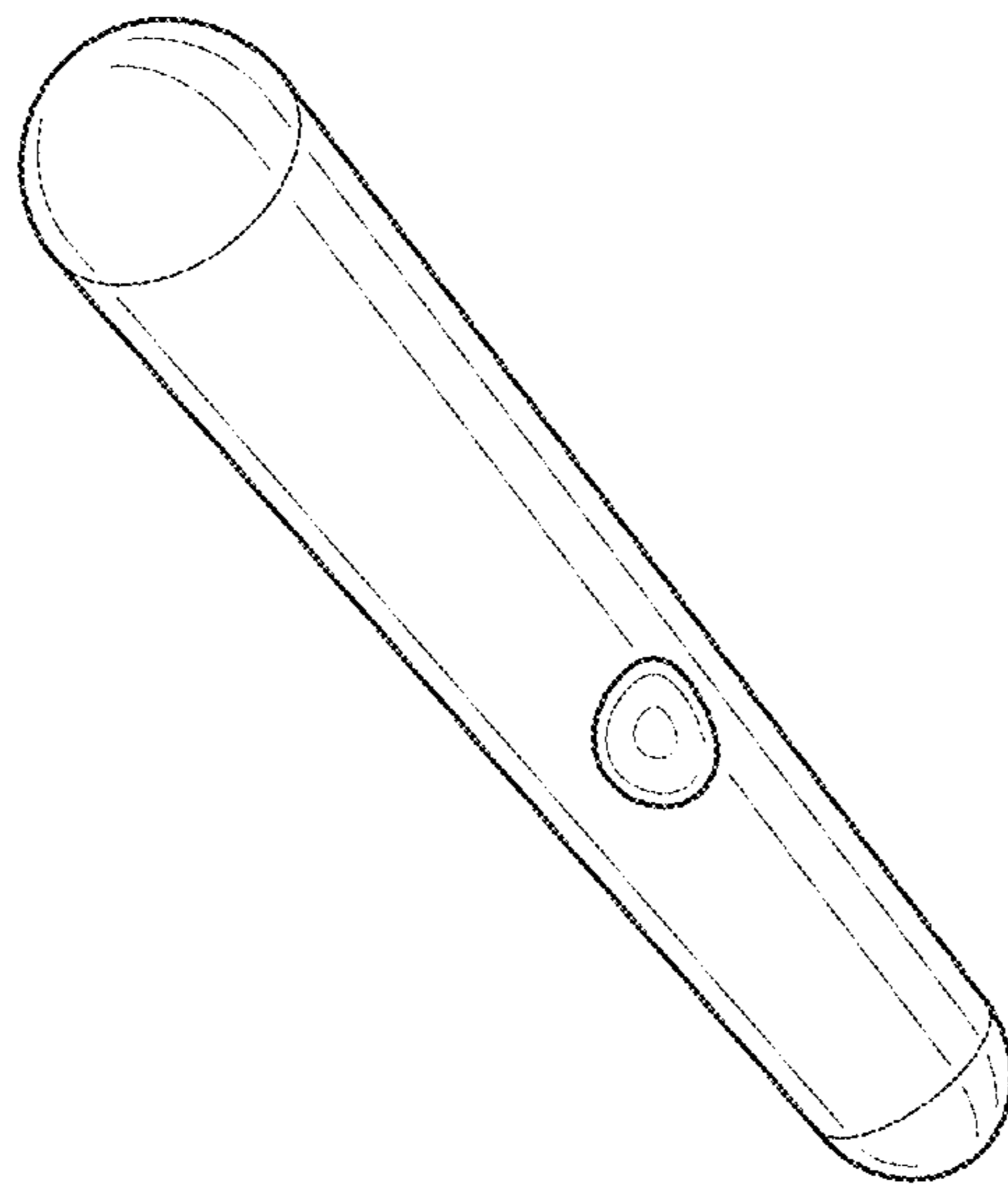


FIG. 2




FIG. 3

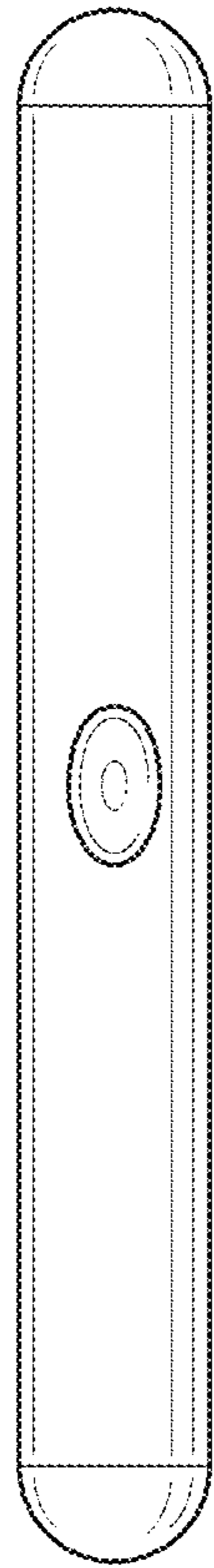


FIG. 4

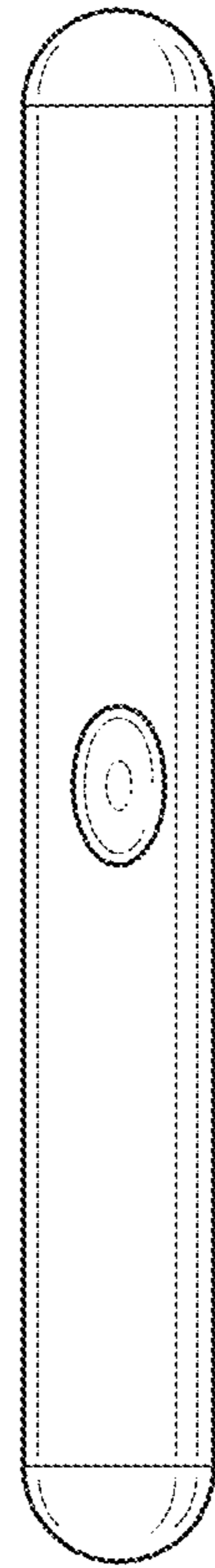


FIG. 5

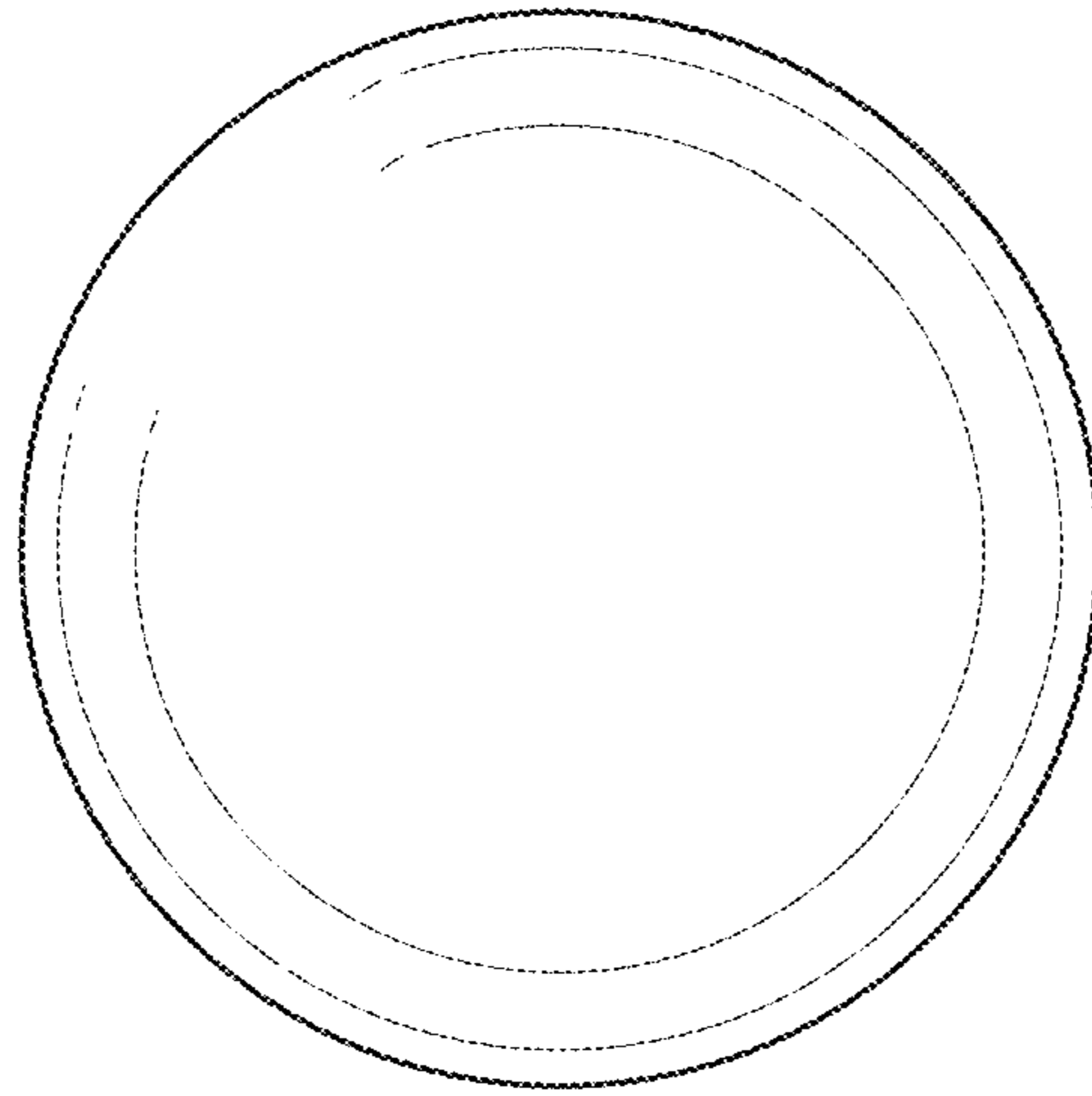


FIG. 6

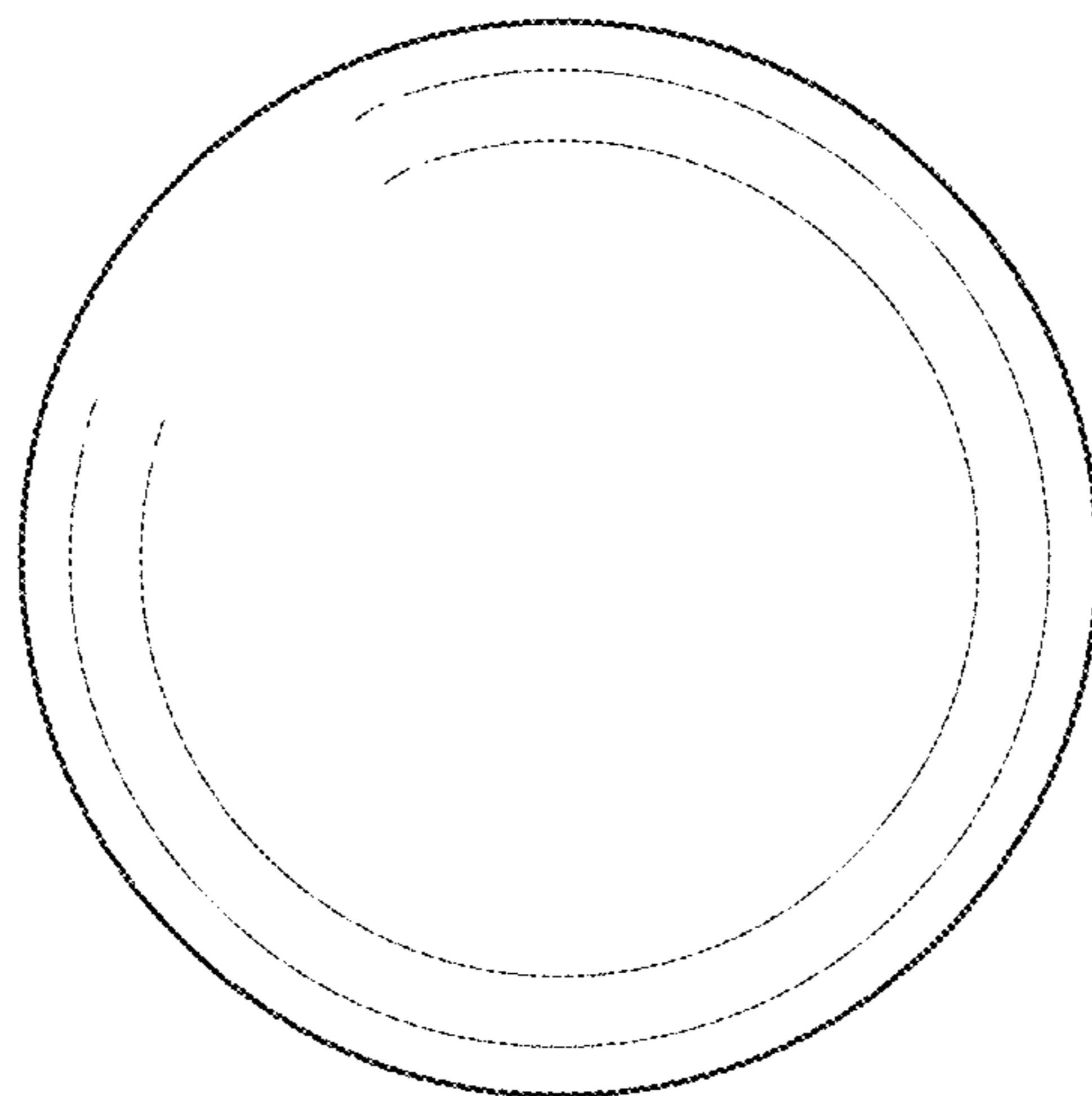


FIG. 7