

US00D893003S

(12) **United States Design Patent** (10) **Patent No.:** **US D893,003 S**
Johnston (45) **Date of Patent:** **** Aug. 11, 2020**

(54) **FIRE COLUMN** D644,474 S * 9/2011 Wilgus D7/332
8,028,689 B2 * 10/2011 Bruno A47J 37/079
126/25 B
(71) Applicant: **Merkur Holdings Limited**, Ngau Tau
Kok, Kowloon (HK) D734,974 S * 7/2015 Barford D7/332
D849,907 S * 5/2019 Zhou D23/335
D866,737 S * 11/2019 Lyons, Jr. D23/332
(72) Inventor: **Todd Johnston**, Fairburn, GA (US) 2012/0145139 A1 * 6/2012 Deeds F24B 3/00
126/30
(73) Assignee: **MERKUR HOLDINGS LIMITED**,
Ngau Tau Kok, Kowloon (HK) 2016/0153664 A1 * 6/2016 Giuntoli F24B 3/00
126/73
2017/0114996 A1 * 4/2017 Moneyhun F24H 3/12
2018/0172278 A1 * 6/2018 DeSpain F24B 1/022
2018/0333003 A1 * 11/2018 Huang A47J 37/079
2019/0254477 A1 * 8/2019 Skillman A47J 37/0763

(**) Term: **15 Years**

(21) Appl. No.: **29/688,766**

(22) Filed: **Apr. 24, 2019**

(51) **LOC (12) Cl.** **23-03**

(52) **U.S. Cl.**
USPC **D23/335**

(58) **Field of Classification Search**
USPC D23/314, 317, 332, 336, 342-350, 329,
D23/338, 339, 335; D7/332, 334-337,
D7/339, 341
CPC F24C 7/105; F24C 1/10; F24C 3/04; F24C
7/065; F23D 14/12; F24H 3/00; A47J
2037/0777; A47J 37/0763; F24B 3/00;
F24B 1/195; F24B 1/00; F24B 13/00;
F24B 1/18; F24B 13/004; F24B 1/192;
F24B 1/181; F24B 1/182; F24B 1/1802
See application file for complete search history.

(56) **References Cited**

U.S. PATENT DOCUMENTS

2,920,614 A * 1/1960 Phelps A47J 37/079
126/25 B
D220,150 S * 3/1971 Roestenburg D7/332
D333,941 S * 3/1993 Hait D34/7
5,218,950 A * 6/1993 Hait A47J 37/0704
126/25 R
D476,403 S * 6/2003 Goodrich D23/332
D636,216 S * 4/2011 Marsh D7/332

* cited by examiner

Primary Examiner — Ania Aman

(74) *Attorney, Agent, or Firm* — McClure, Qualey &
Rodack, LLP

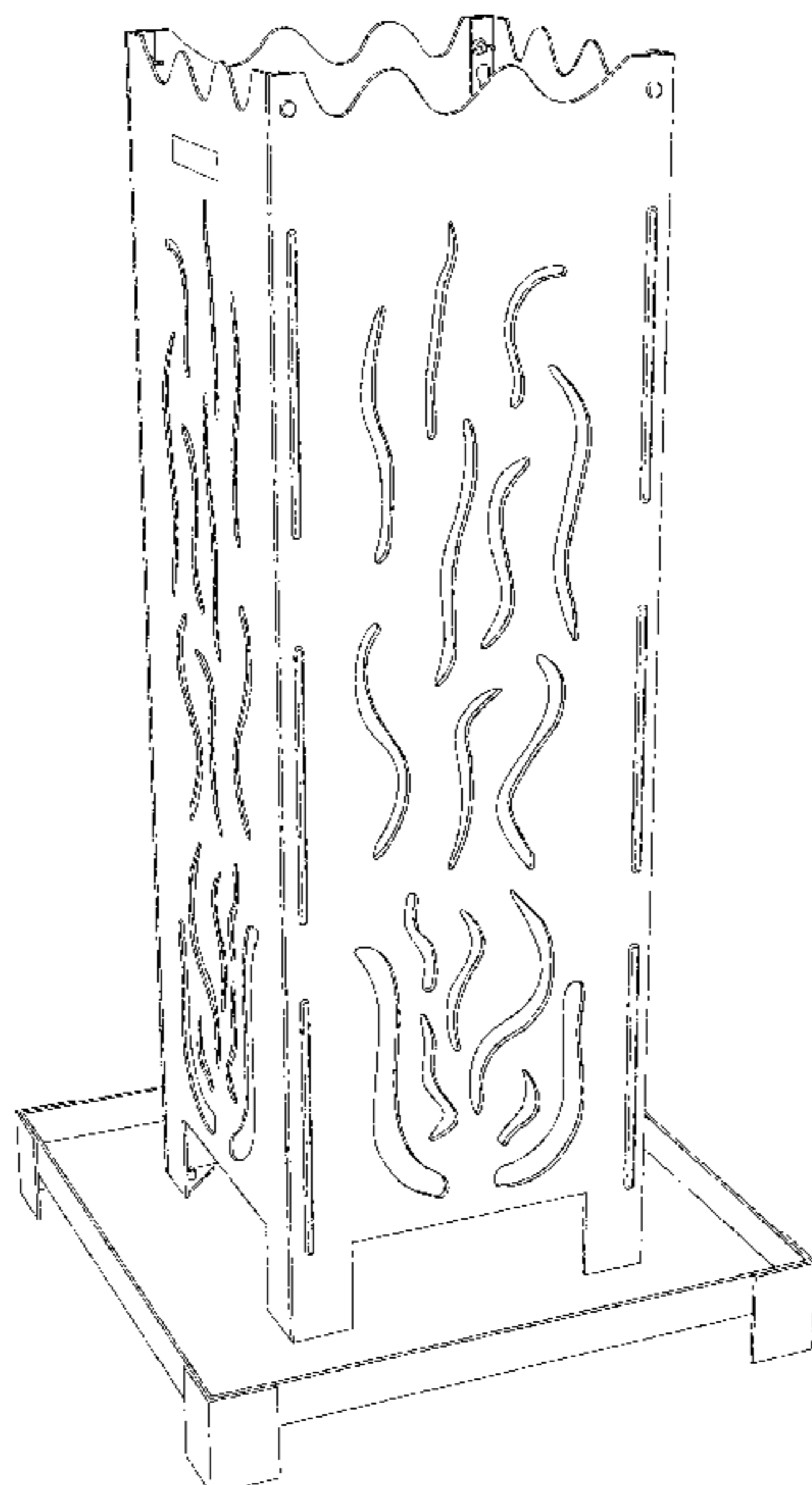
(57) **CLAIM**

I claim, the ornamental design for a fire column, as shown
and described.

DESCRIPTION

FIG. 1 is a perspective view showing my new design for fire
column;
FIG. 2 is a front elevational view showing my new design
for fire column, the rear view being a mirror image thereof;
FIG. 3 is a right side elevational view showing my new
design for fire column, the left view being a mirror image
thereof;
FIG. 4 is a top plan view showing my new design for fire
column; and,
FIG. 5 is a bottom plan view showing my new design for fire
column.
The broken line showing of interior features is for the
purpose of illustrating portions of the fire column and forms
no part of the claimed design.

1 Claim, 5 Drawing Sheets






FIG. 1

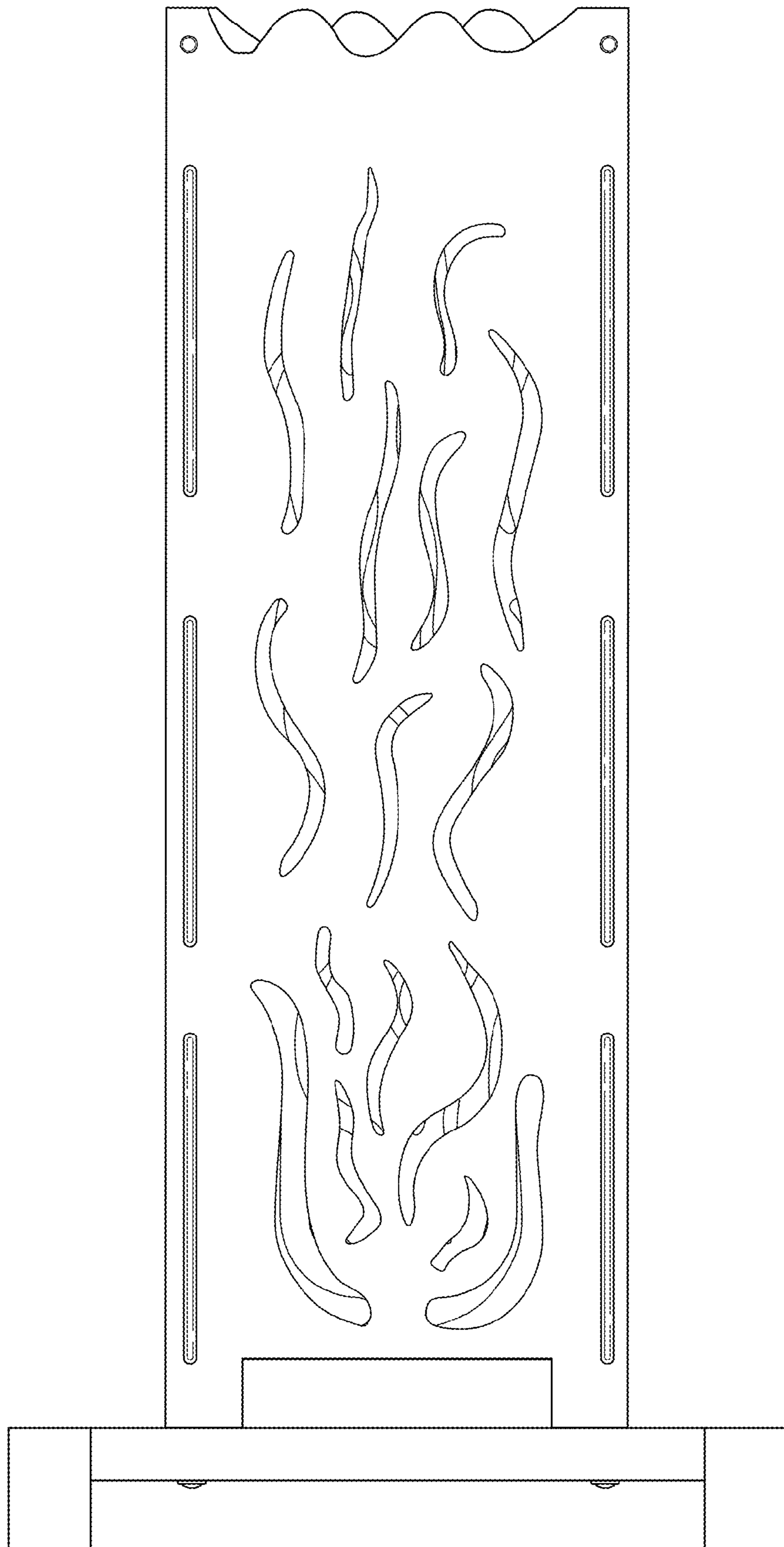


FIG. 2

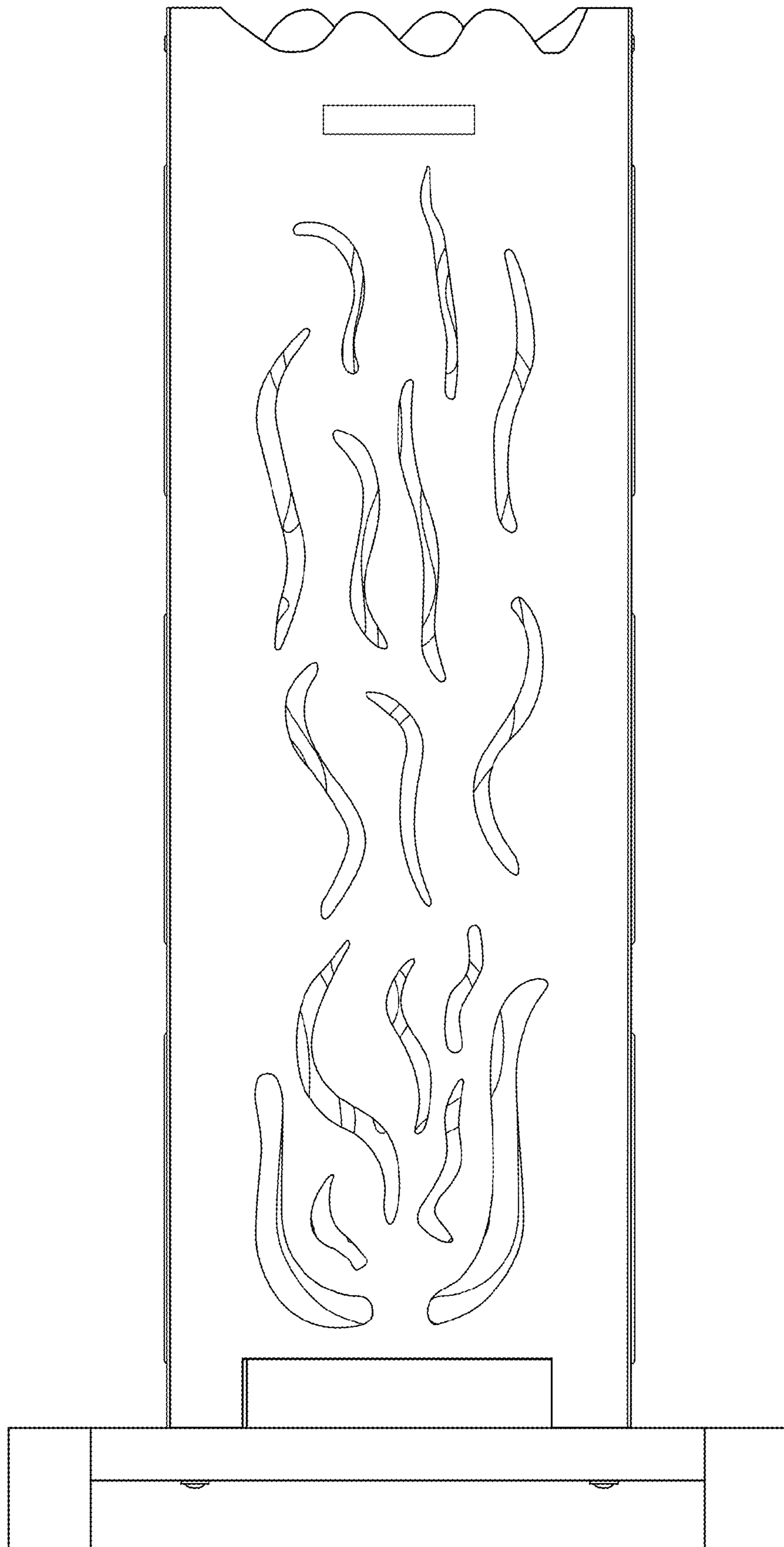


FIG. 3

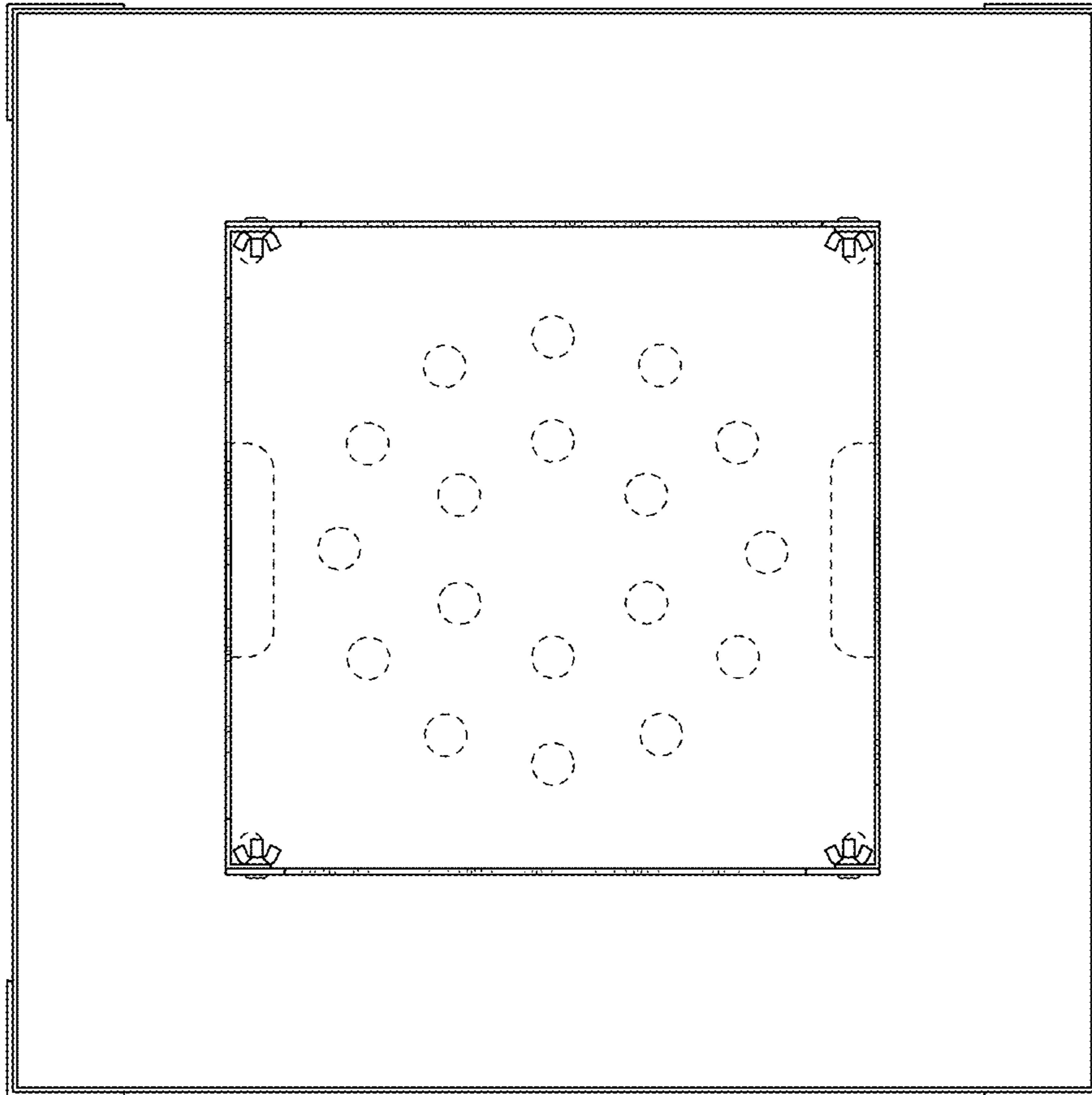


FIG. 4




FIG. 5