



US00D893000S

(12) **United States Design Patent** (10) **Patent No.:** **US D893,000 S**  
**Moller et al.** (45) **Date of Patent:** **\*\* Aug. 11, 2020**

(54) **TOILET SEAT LID**  
(71) Applicant: **Kohler Co.**, Kohler, WI (US)  
(72) Inventors: **Adam M. Moller**, Grafton, WI (US);  
**Shawn J. Booth**, Sheboygan, WI (US);  
**Richard C. Kong**, Sheboygan, WI  
(US); **Carlos F. Uceda**, Sheboygan, WI  
(US)

(73) Assignee: **KOHLER CO.**, Kohler, WI (US)

(\*\*) Term: **15 Years**

(21) Appl. No.: **29/692,328**

(22) Filed: **May 24, 2019**

(51) **LOC (12) Cl.** ..... **23-02**

(52) **U.S. Cl.**  
USPC ..... **D23/311**

(58) **Field of Classification Search**  
USPC ..... D23/295, 300-301, 309, 311-312  
CPC ..... A47K 13/00; A47K 13/005; A47K 13/02;  
A47K 13/04  
See application file for complete search history.

(56) **References Cited**

**U.S. PATENT DOCUMENTS**

D318,722 S 7/1991 Kohler, Jr. et al.  
D508,283 S 8/2005 Sutopo  
D509,290 S 9/2005 Hisey  
D532,496 S 11/2006 Bates  
D536,772 S 2/2007 Kaule  
D556,308 S 11/2007 Hisey

D570,972 S 6/2008 Thalmann Gomez et al.  
D571,904 S 6/2008 Kaule  
D594,944 S \* 6/2009 Starck ..... D23/301  
D614,751 S \* 4/2010 Ogawa ..... D23/295  
D639,401 S \* 6/2011 Starck ..... D23/295  
D688,358 S \* 8/2013 Ogata ..... D23/311  
D690,403 S 9/2013 Fullerton, Jr. et al.  
D693,912 S 11/2013 Fullerton, Jr. et al.  
D697,600 S 1/2014 Fullerton, Jr. et al.  
D717,930 S \* 11/2014 Kergoet ..... D23/300  
D799,011 S 10/2017 Stevenson et al.

\* cited by examiner

*Primary Examiner* — Robert A Delehanty

(74) *Attorney, Agent, or Firm* — Foley & Lardner LLP

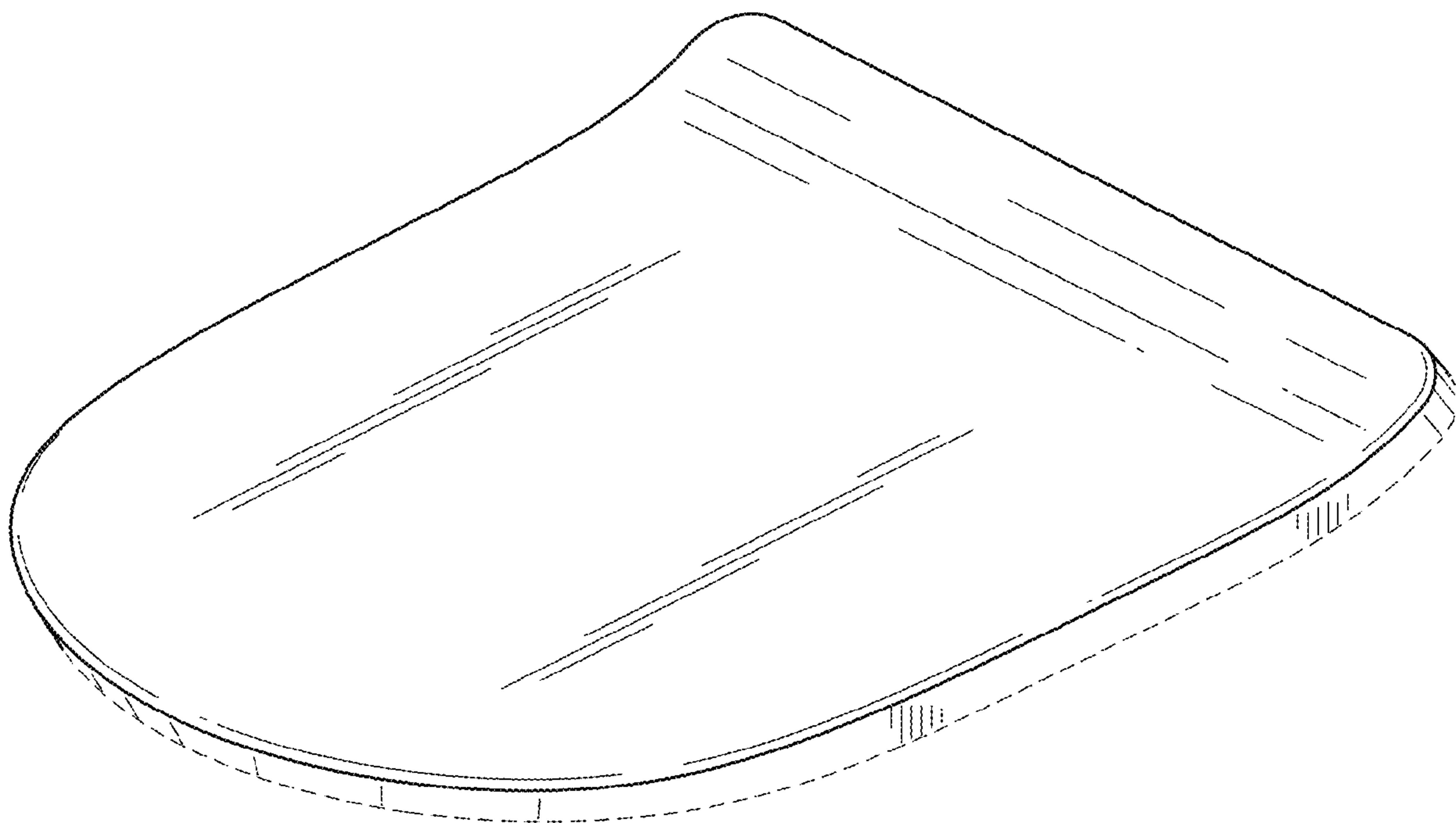
(57) **CLAIM**

We claim the ornamental design for a toilet seat lid, as shown and described.

**DESCRIPTION**

FIG. 1 is a perspective view of an embodiment of the claimed design;  
FIG. 2 is a top view of the embodiment of FIG. 1;  
FIG. 3 is a bottom view of the embodiment of FIG. 1;  
FIG. 4 is a side view of the embodiment of FIG. 1;  
FIG. 5 is another side view of the embodiment of FIG. 1;  
FIG. 6 is a front view of the embodiment of FIG. 1; and,  
FIG. 7 is a rear view of the embodiment of FIG. 1.  
The ornamental design which is claimed is shown in solid lines in the drawings. The broken lines in the drawings are for illustrative purposes only and form no part of the claimed design. Broken lines formed by equal length dashes show unclaimed subject matter.

**1 Claim, 5 Drawing Sheets**



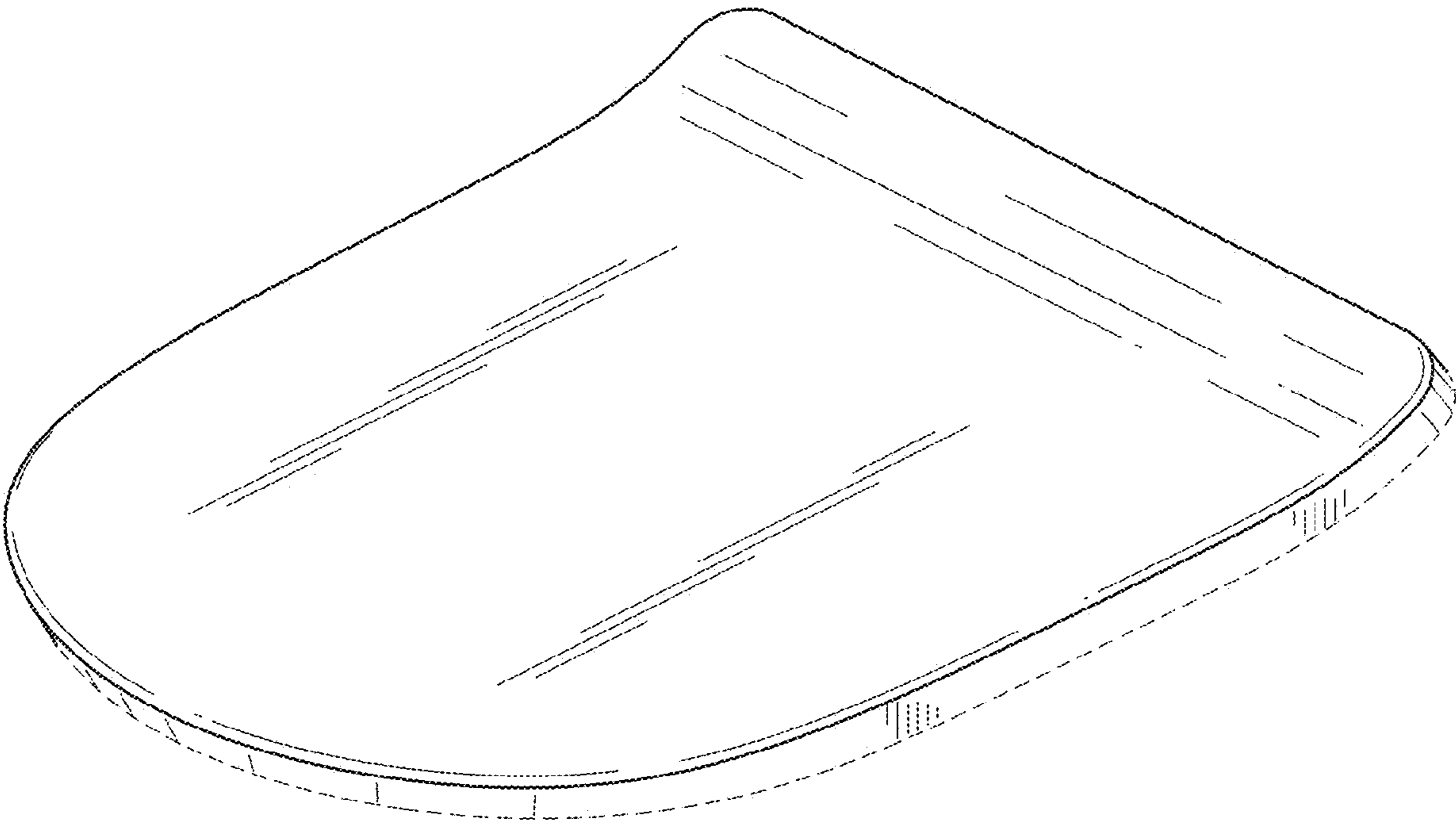


FIG. 1

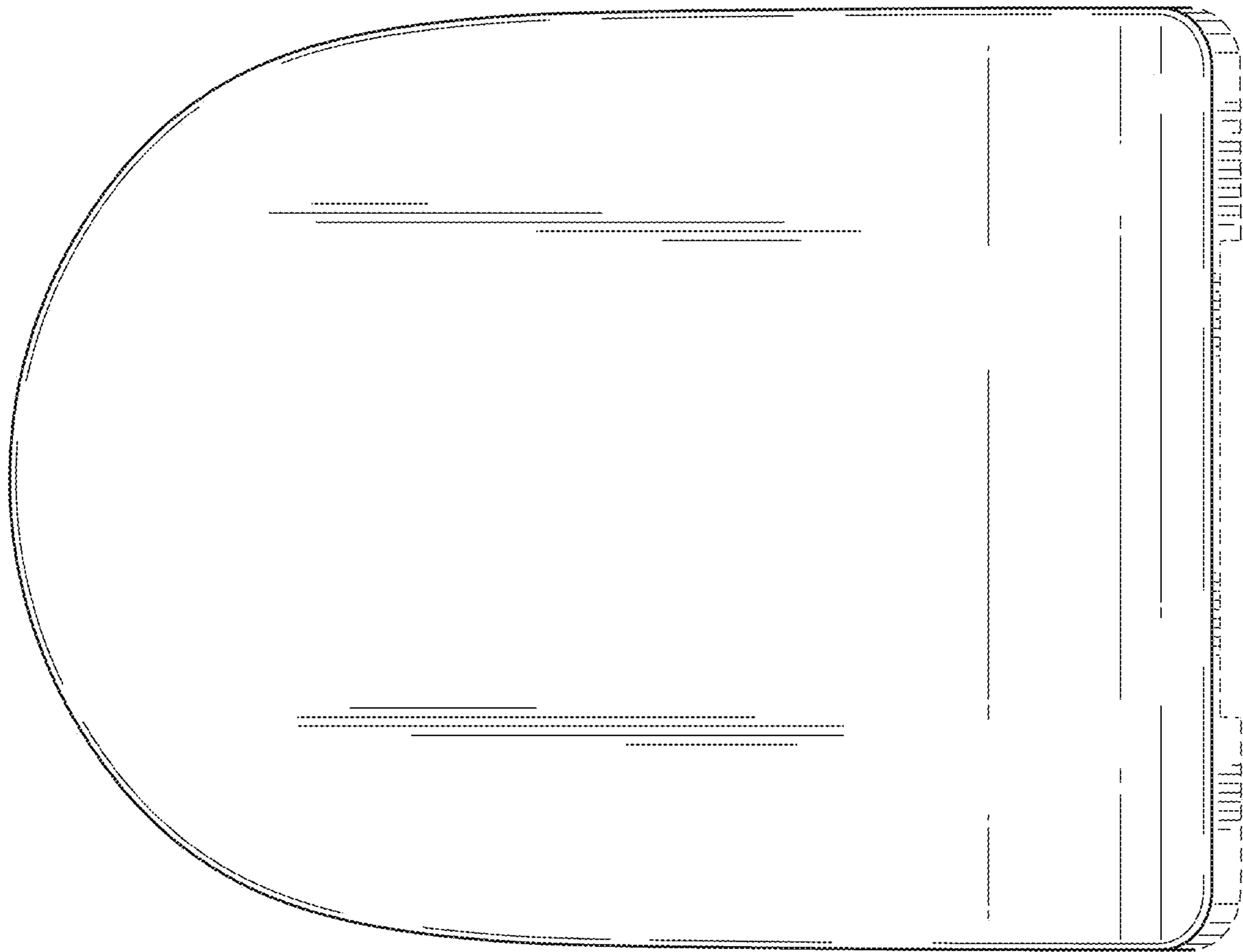


FIG. 2

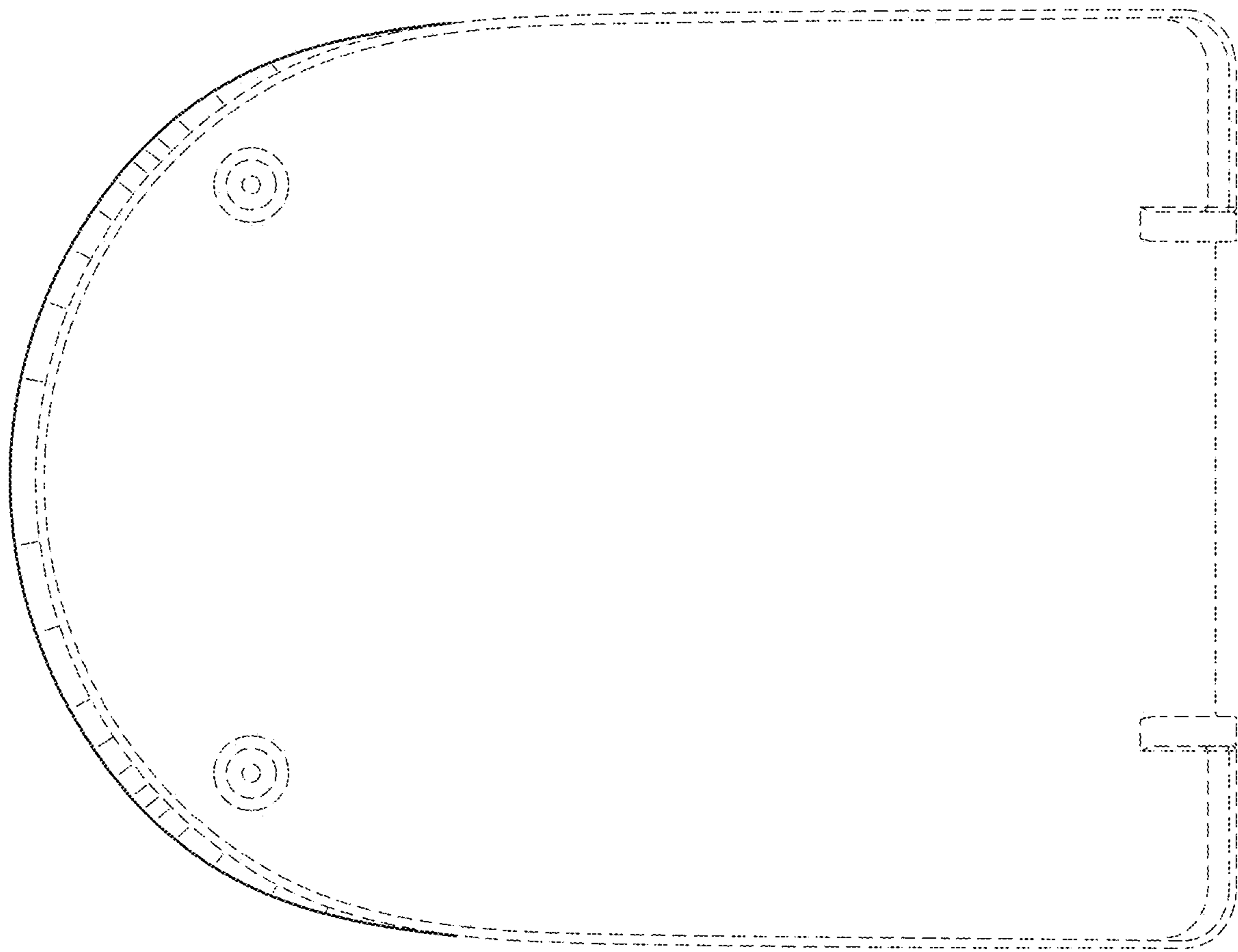


FIG. 3




FIG. 4

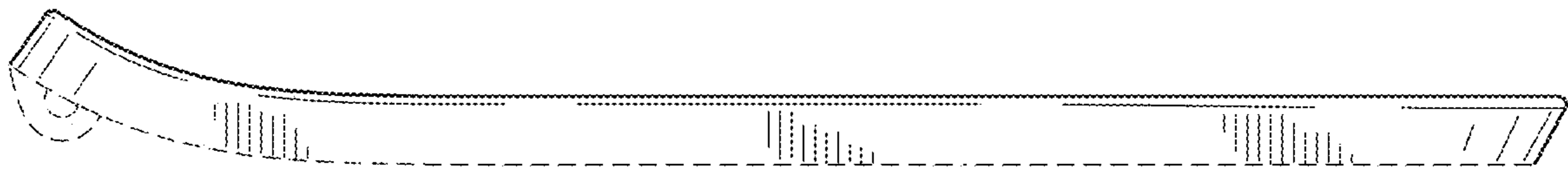


FIG. 5




FIG. 6




FIG. 7