



US00D892994S

(12) **United States Design Patent** (10) **Patent No.:** **US D892,994 S**
Lieb (45) **Date of Patent:** **** Aug. 11, 2020**

(54) **SHOWER DOOR AND PANEL** 4,791,762 A * 12/1988 Hwang E06B 3/24
52/171.3
(71) Applicant: **Bath Authority LLC**, Warminster, PA D300,364 S * 3/1989 Riegelman D25/48.3
(US) D495,064 S * 8/2004 Barnard D25/103
(72) Inventor: **Brian Lieb**, Philadelphia, PA (US) * cited by examiner
(73) Assignee: **BATH AUTHORITY LLC**,
Warminster, PA (US) *Primary Examiner* — Robert A Delehanty
(74) *Attorney, Agent, or Firm* — Fox Rothschild LLP

(**) Term: **15 Years**

(21) Appl. No.: **29/680,182**

(22) Filed: **Feb. 14, 2019**

(51) **LOC (12) Cl.** **23-02**

(52) **U.S. Cl.**
USPC **D23/305**; D25/48.3; D25/103

(58) **Field of Classification Search**
USPC D23/283, 304–305; D25/48.3, 48.5, 48.8,
D25/103
CPC . A47K 3/34; A47K 3/36; A47K 3/362; A47K
3/367; A47K 3/283; A47K 3/284; E06B
3/4681; E06B 3/02; E06B 3/4636
See application file for complete search history.

(56) **References Cited**

U.S. PATENT DOCUMENTS

D33,671 S * 12/1900 Cummings D25/48.7
2,454,434 A * 11/1948 Cunningham A47K 3/34
160/40

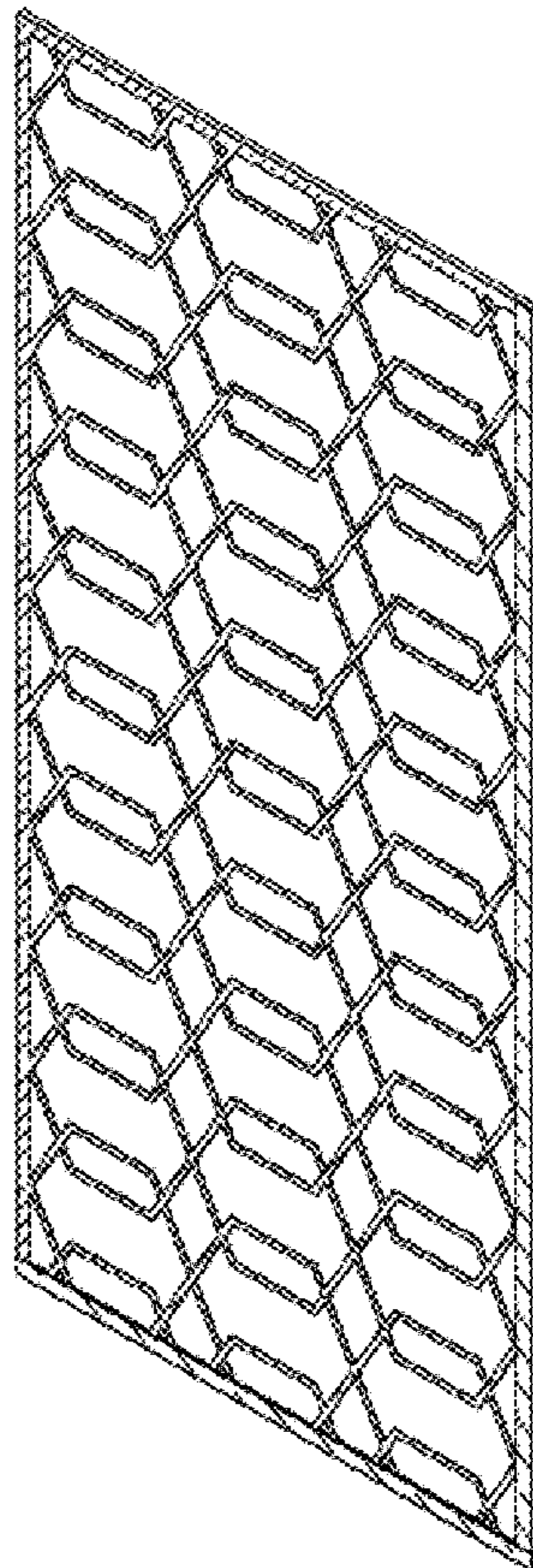
(57) **CLAIM**

The ornamental design for shower door and panel, as shown and described.

DESCRIPTION

FIG. 1 is a perspective view of a shower door and panel.
FIG. 2 is a front elevation view of the shower door and panel.
FIG. 3 is a rear elevation view of the shower door and panel.
FIG. 4 is a left-side elevation view of the shower door and panel.
FIG. 5 is a right-side elevation view of the shower door and panel.
FIG. 6 is a top plan view of the shower door and panel; and,
FIG. 7 is a bottom plan view of the shower door and panel.

1 Claim, 5 Drawing Sheets






FIG. 1

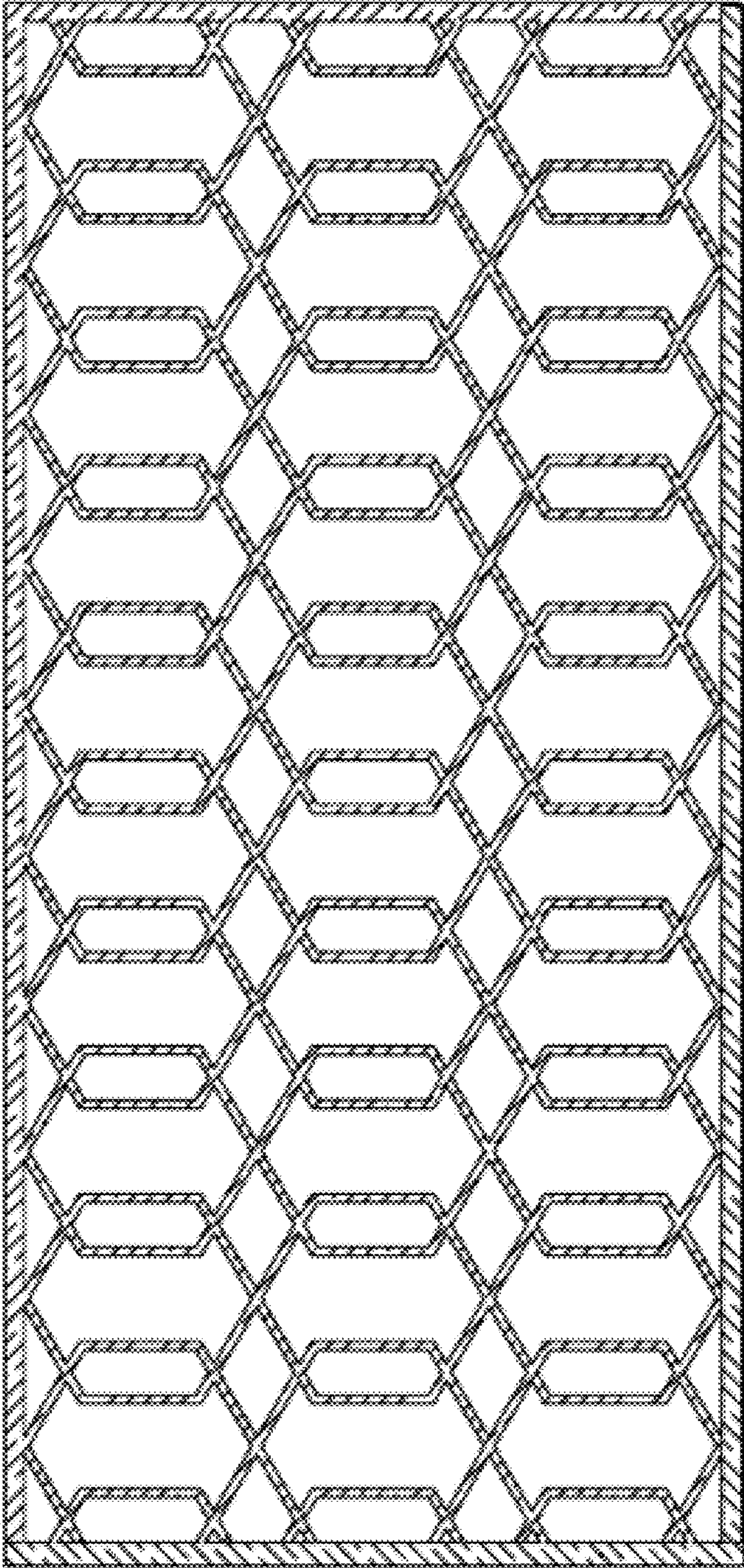


FIG. 2

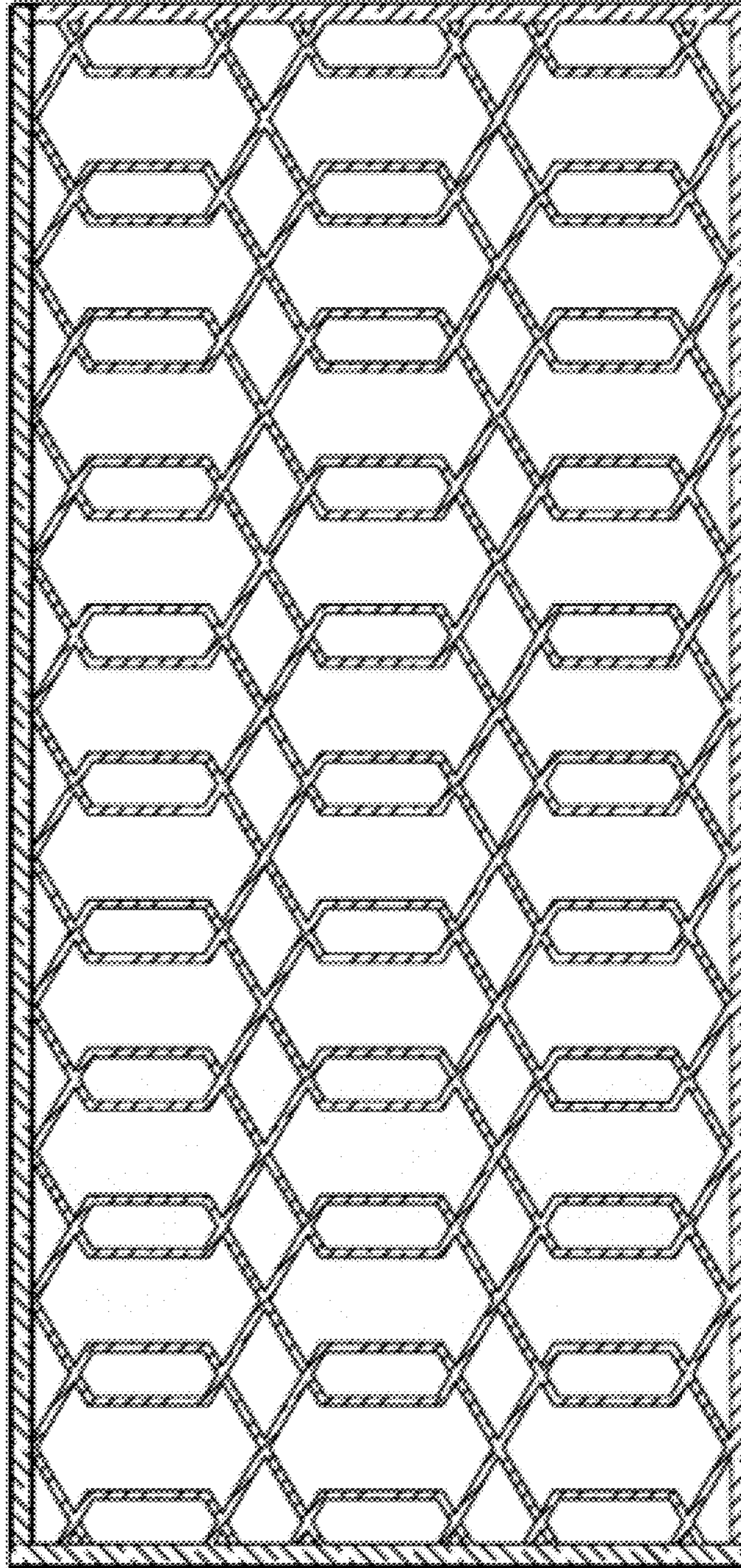


FIG. 3



FIG. 4



FIG. 5




FIG. 6



FIG. 7