



US00D892987S

(12) **United States Design Patent** (10) **Patent No.:** **US D892,987 S**
Tonini et al. (45) **Date of Patent:** **** Aug. 11, 2020**

- (54) **BATHTUB**
- (71) Applicant: **Jacuzzi Inc.**, Chino Hills, CA (US)
- (72) Inventors: **Alberto Tonini**, Oderzo (IT);
Francesco Costacurta, Sacile (IT);
Gianni Emanuele Stival, Fossalta di
Portogruaro (IT); **Sara Massarutti**,
Fagagna (IT); **Erica A. Moir**, Santa
Ana, CA (US); **Fabio Felisi**, Milan
(IT); **Guido Grattoni**, Porcia (IT);
Andrea Amici, Casarsa della Delizia
(IT)
- (73) Assignee: **Jacuzzi Inc.**, Chino Hills, CA (US)
- (**) Term: **15 Years**
- (21) Appl. No.: **29/663,143**
- (22) Filed: **Sep. 12, 2018**
- (51) **LOC (12) Cl.** **23-02**
- (52) **U.S. Cl.**
USPC **D23/277**
- (58) **Field of Classification Search**
USPC D23/277, 280.1; D24/204–205
CPC A61H 2035/004
See application file for complete search history.

(56) **References Cited**

U.S. PATENT DOCUMENTS

3,967,323	A	7/1976	Serio	
D266,946	S *	11/1982	Topete	D24/204
D275,035	S *	8/1984	Fishel	D24/204
4,514,868	A	5/1985	Visinand	
4,535,489	A *	8/1985	Elkins	A47K 3/001 4/538
D319,094	S *	8/1991	Richmond	D23/280.1
D324,096	S *	2/1992	Kohler, Jr.	D23/280.1
D350,391	S *	9/1994	Gardiner	D23/277
D350,392	S *	9/1994	Kohler, Jr.	D23/277

D352,097	S *	11/1994	Kohler, Jr.	D23/277
D367,708	S *	3/1996	Lawing	D24/204
D368,530	S *	4/1996	Lawing	D24/204
D387,870	S *	12/1997	Larsen	D23/277
D393,056	S *	3/1998	Kolada	D23/280.1
D431,297	S *	9/2000	Larsen	D24/204
D445,904	S *	7/2001	Larsen	D24/204
D446,845	S *	8/2001	Jacuzzi	D23/277
6,324,707	B1 *	12/2001	Larsen	A61H 33/0087 4/513
6,328,900	B1	12/2001	King	
D465,561	S *	11/2002	Wong	D23/277
D470,579	S *	2/2003	Foster	D23/280.1
D518,180	S *	3/2006	Loyd	D24/204
D518,896	S *	4/2006	Larsen	D24/204
D528,662	S *	9/2006	Jacuzzi	D23/277

(Continued)

Primary Examiner — Robert A Delehanty

(74) *Attorney, Agent, or Firm* — The Webb Law Firm

(57) **CLAIM**

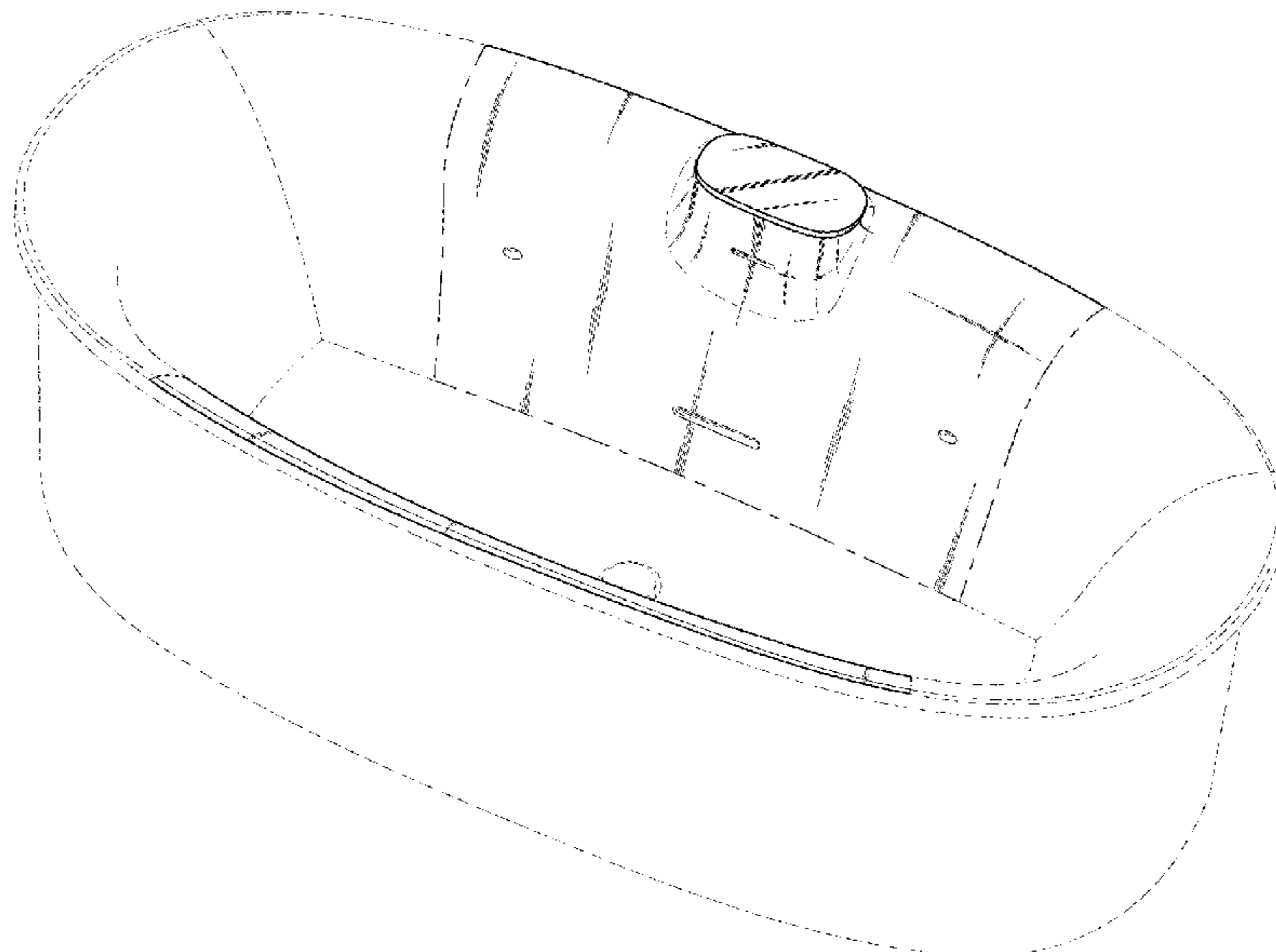
The ornamental design for a bathtub, as shown and described.

DESCRIPTION

FIG. 1 is an upper rear left perspective view of a bathtub showing our new design;
 FIG. 2 is an upper rear perspective view thereof;
 FIG. 3 is an upper right perspective view thereof;
 FIG. 4 is an upper front perspective view thereof;
 FIG. 5 is a top view thereof;
 FIG. 6 is a rear elevation view thereof;
 FIG. 7 is a front elevation view thereof;
 FIG. 8 is a left side elevation view thereof; and,
 FIG. 9 is a right side elevation view thereof.

The portions of the bathtub shown in broken lines form no part of the claimed design.
 The dashed-dotted line showings of FIGS. 1-9 illustrate boundaries between the claimed design and environmental features.

1 Claim, 8 Drawing Sheets



(56)

References Cited

U.S. PATENT DOCUMENTS

7,407,154	B2	8/2008	Sakakibara et al.	
D612,920	S *	3/2010	Cunningham	D23/277
D624,162	S *	9/2010	Bouroullec	D23/277
7,818,826	B2	10/2010	Schmidt et al.	
D709,598	S	7/2014	Dupras	
8,847,913	B2	9/2014	Tempas et al.	
D727,515	S *	4/2015	Kim	D24/201
9,069,201	B2	6/2015	Pipitone et al.	
D745,645	S *	12/2015	Burke	D23/277
9,259,374	B2	2/2016	Castellote et al.	
9,549,871	B2	1/2017	Campbell	
D867,552	S *	11/2019	Kiukas	D23/277
2006/0002105	A1	1/2006	Hinojosa, Jr.	
2009/0271921	A1	11/2009	Castellote	
2011/0107513	A1	5/2011	Tjia	
2014/0259358	A1	9/2014	Drury et al.	
2014/0338115	A1	11/2014	Sadler	
2017/0017315	A1	1/2017	Laflamme et al.	

* cited by examiner

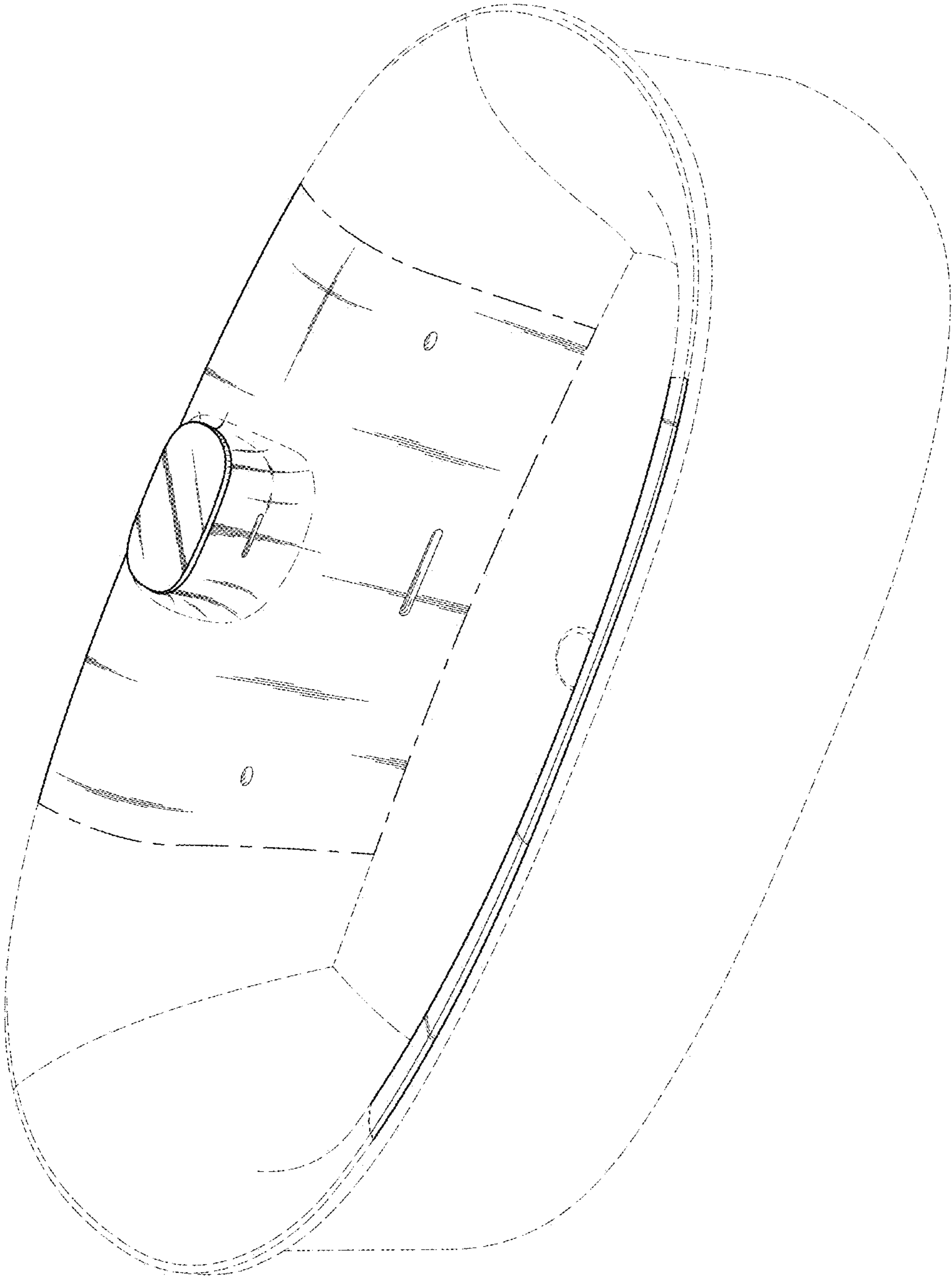


FIG. 1

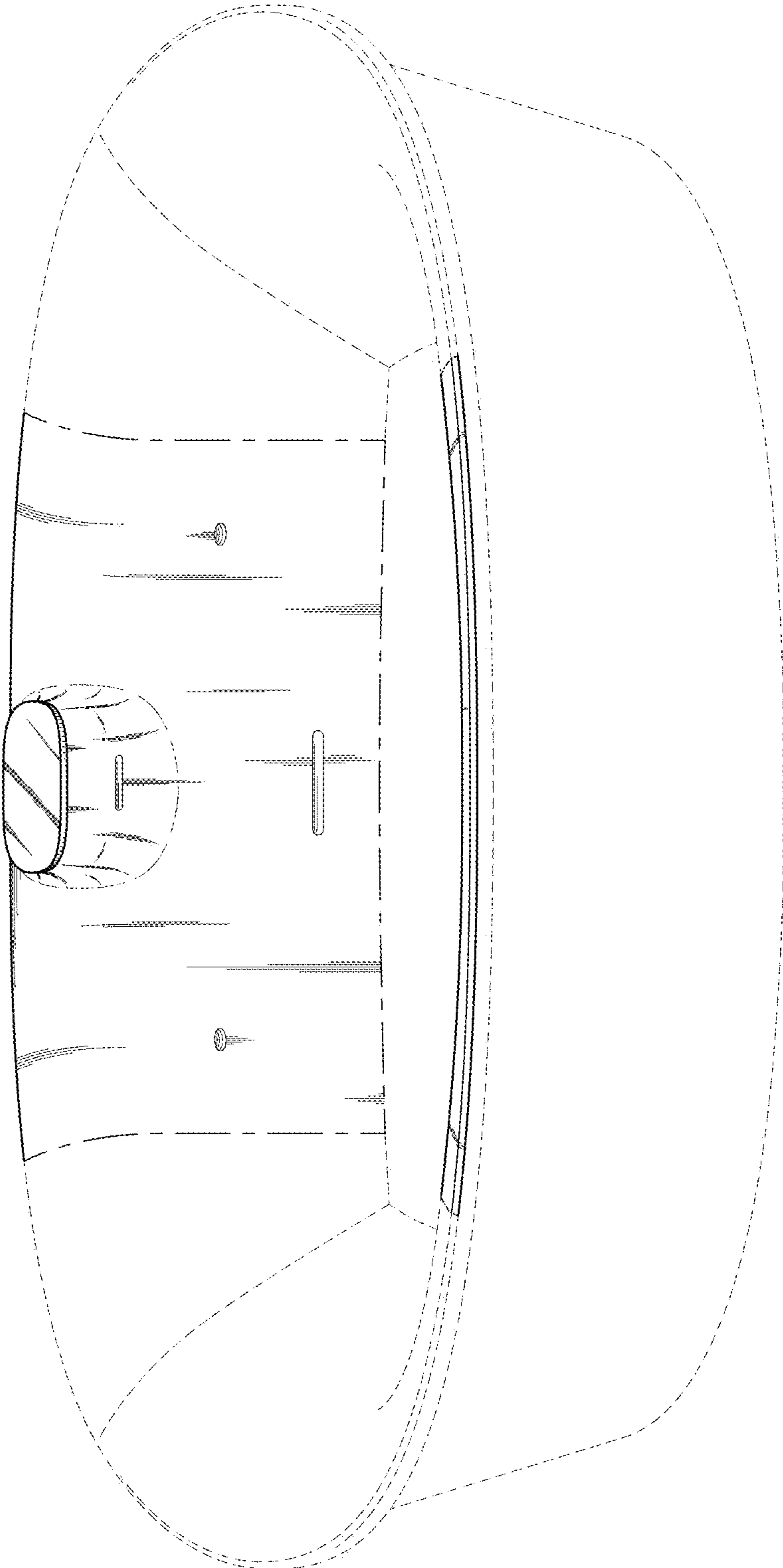


FIG. 2

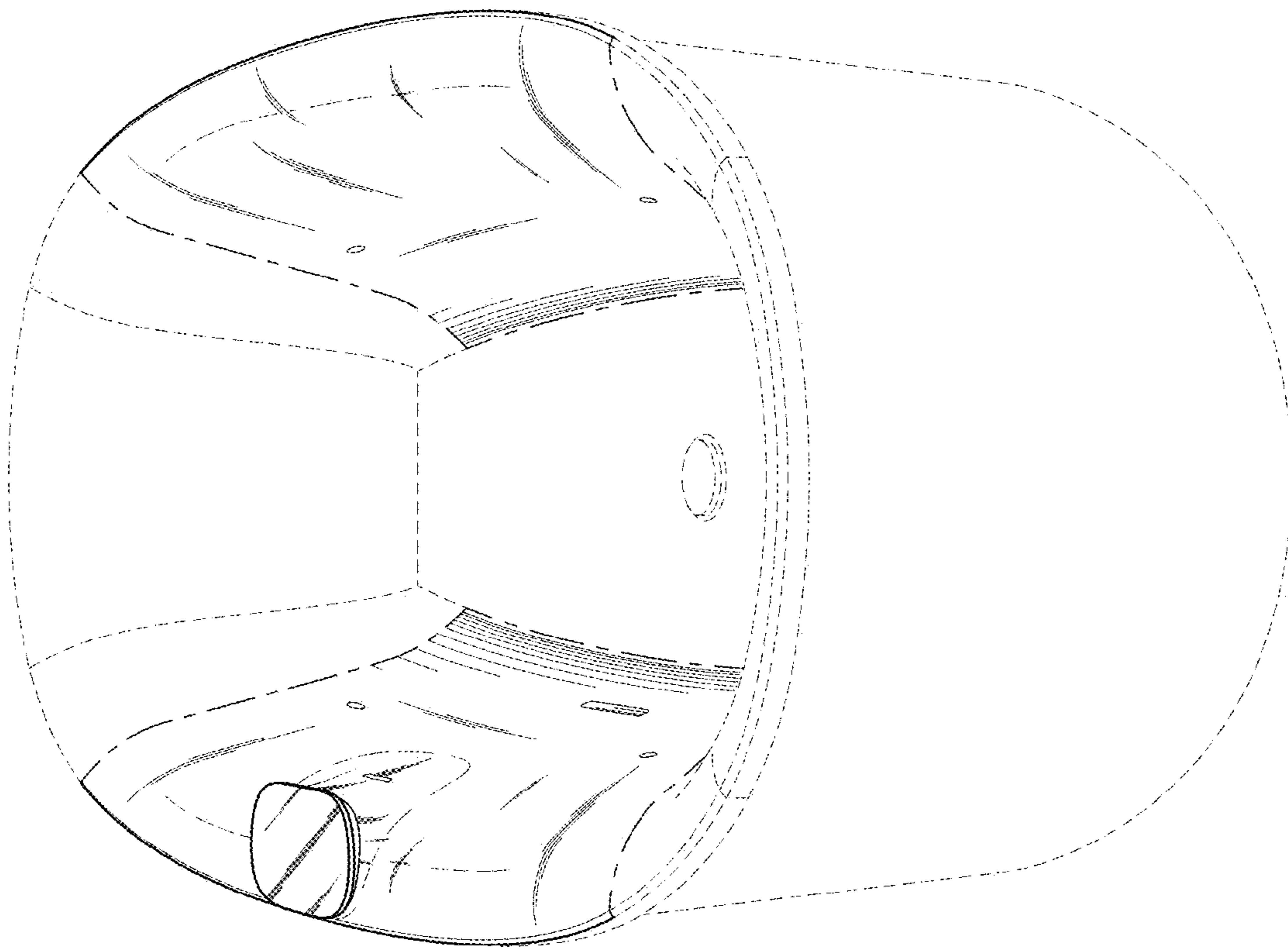


FIG. 3

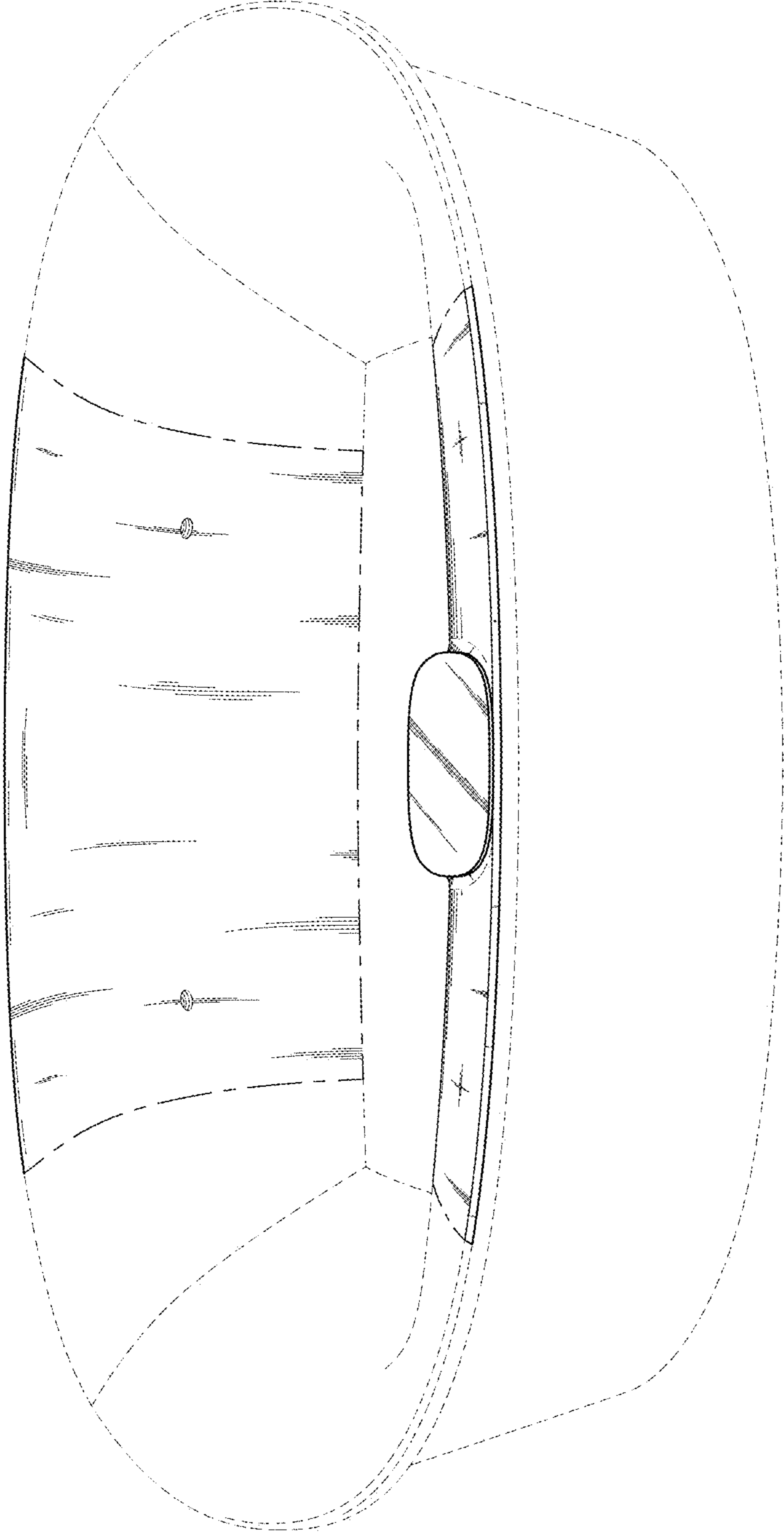


FIG. 4

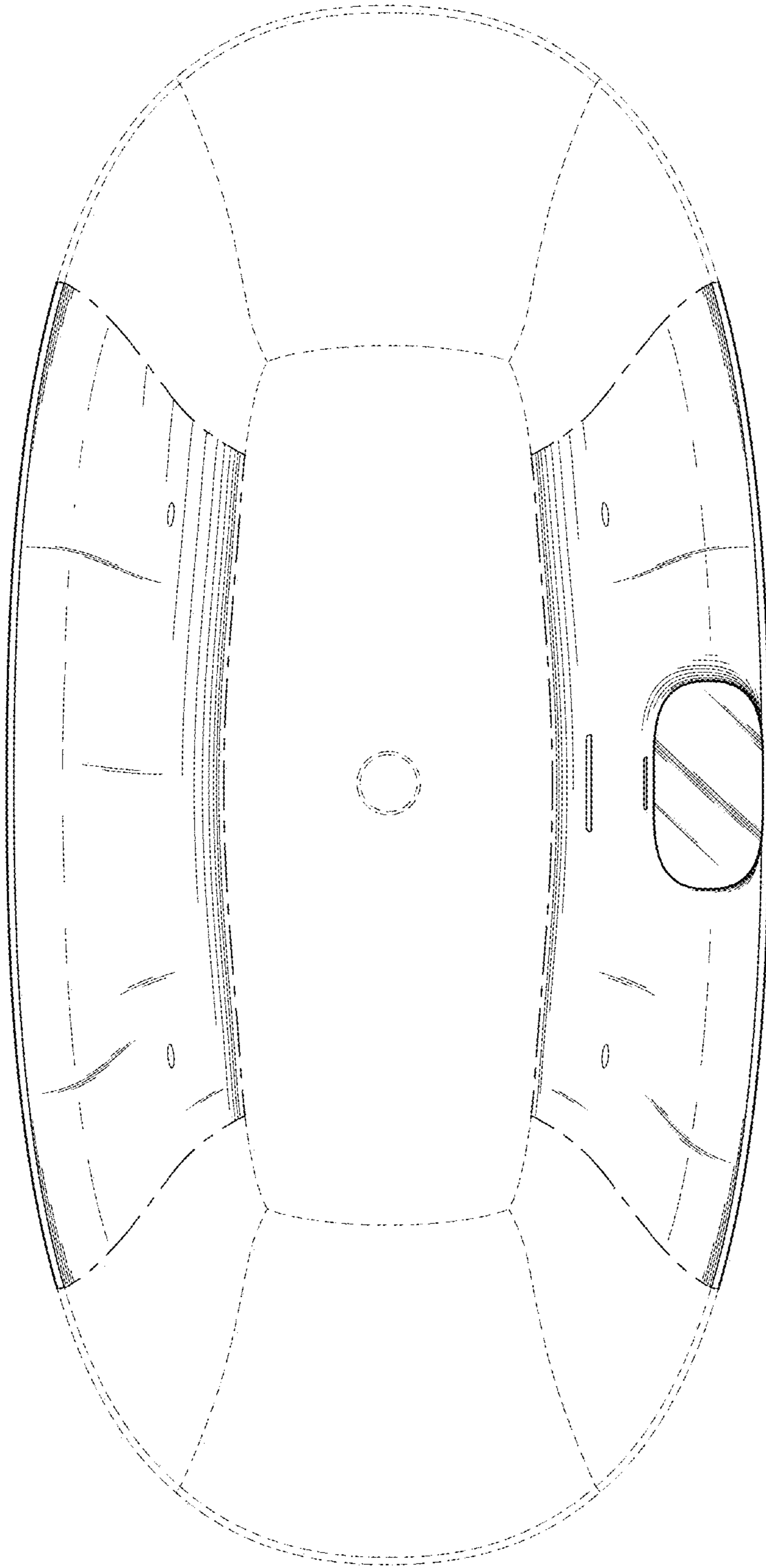


FIG. 5




FIG. 6




FIG. 7

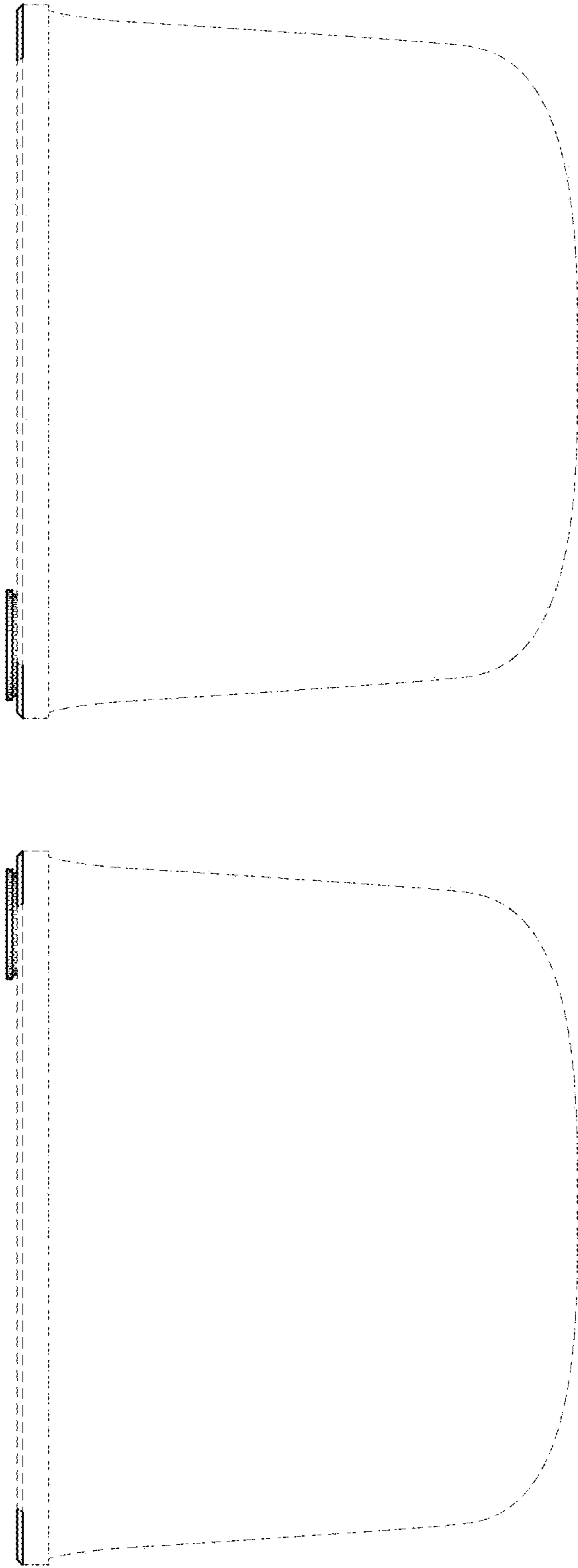


FIG. 8

FIG. 9