



US00D892973S

(12) **United States Design Patent** (10) **Patent No.:** **US D892,973 S**
Zou (45) **Date of Patent:** **** Aug. 11, 2020**

(54) **FILTER UNIT**
(71) Applicant: **Qingdao Ecopure Filter Co., Ltd,**
Qingdao (CN)
(72) Inventor: **Zhibin Zou,** Qingdao (CN)
(73) Assignee: **QINGDAO ECOPURE FILTER CO.,**
LTD., Jimo, Qingdao (CN)

D822,155 S * 7/2018 Zou D23/209
D835,752 S * 12/2018 Spiegel D23/209
D847,946 S * 5/2019 Zhibin D23/209
2005/0161394 A1 * 7/2005 Fritze B01D 27/08
210/435
2006/0091047 A1 * 5/2006 Ye B01D 21/0012
210/109
2014/0238919 A1 * 8/2014 Shaffer B01D 35/153
210/232
2017/0304751 A1 * 10/2017 Zhibin B01D 29/96

(**) Term: **15 Years**

OTHER PUBLICATIONS

(21) Appl. No.: **29/641,492**

Ecopure Filter Unit EFF-6022BK [Aug. 8, 2019] found online [Aug. 8, 2019]—<http://www.ecopurefilter.com/products/2/page/4.html>.*

(22) Filed: **Mar. 22, 2018**

(51) **LOC (12) Cl.** **23-01**

(52) **U.S. Cl.**
USPC **D23/209**

* cited by examiner

(58) **Field of Classification Search**
USPC D23/200, 207, 209, 260, 261, 262;
D7/412, 414; D8/499; D32/35; 4/287,
4/295, 689; 210/223, 321.61, 512.1
CPC B01D 35/30; B01D 35/153; B01D 35/306;
B01D 2201/30; B01D 2201/29; B01D
24/10; B01D 36/02; B01D 29/035; B01D
29/0009; C02F 1/002; C02F 1/003
See application file for complete search history.

Primary Examiner — Lakiya G Rogers
Assistant Examiner — John A Voytek
(74) *Attorney, Agent, or Firm* — Muncy, Geissler, Olds & Lowe, P.C.

(57) **CLAIM**

The ornamental design for a filter unit, as shown and described.

(56) **References Cited**


DESCRIPTION

U.S. PATENT DOCUMENTS

7,481,928 B2 * 1/2009 Fritze B01D 35/147
210/234
8,246,883 B2 * 8/2012 Bassett B01D 35/30
210/312
D750,739 S * 3/2016 Baird D23/209
D752,707 S * 3/2016 Huda D23/209
D761,934 S * 7/2016 Branscomb D23/209
D762,812 S * 8/2016 Branscomb D23/209
D770,011 S * 10/2016 Nelson D23/209
D773,608 S * 12/2016 Nelson D23/209
D785,750 S * 5/2017 Huda D23/209

FIG. 1 is a front elevational view of a filter unit showing my new design;
FIG. 2 is a rear elevational view thereof;
FIG. 3 is a left side view thereof;
FIG. 4 is a right side view thereof;
FIG. 5 is a top plan view thereof;
FIG. 6 is a bottom plan view thereof; and,
FIG. 7 is a perspective views thereof.
The broken-lines in the drawings show portions of the filter unit that form no part of the claimed design.

1 Claim, 7 Drawing Sheets






FIG.1




FIG. 2




FIG. 3




FIG. 4

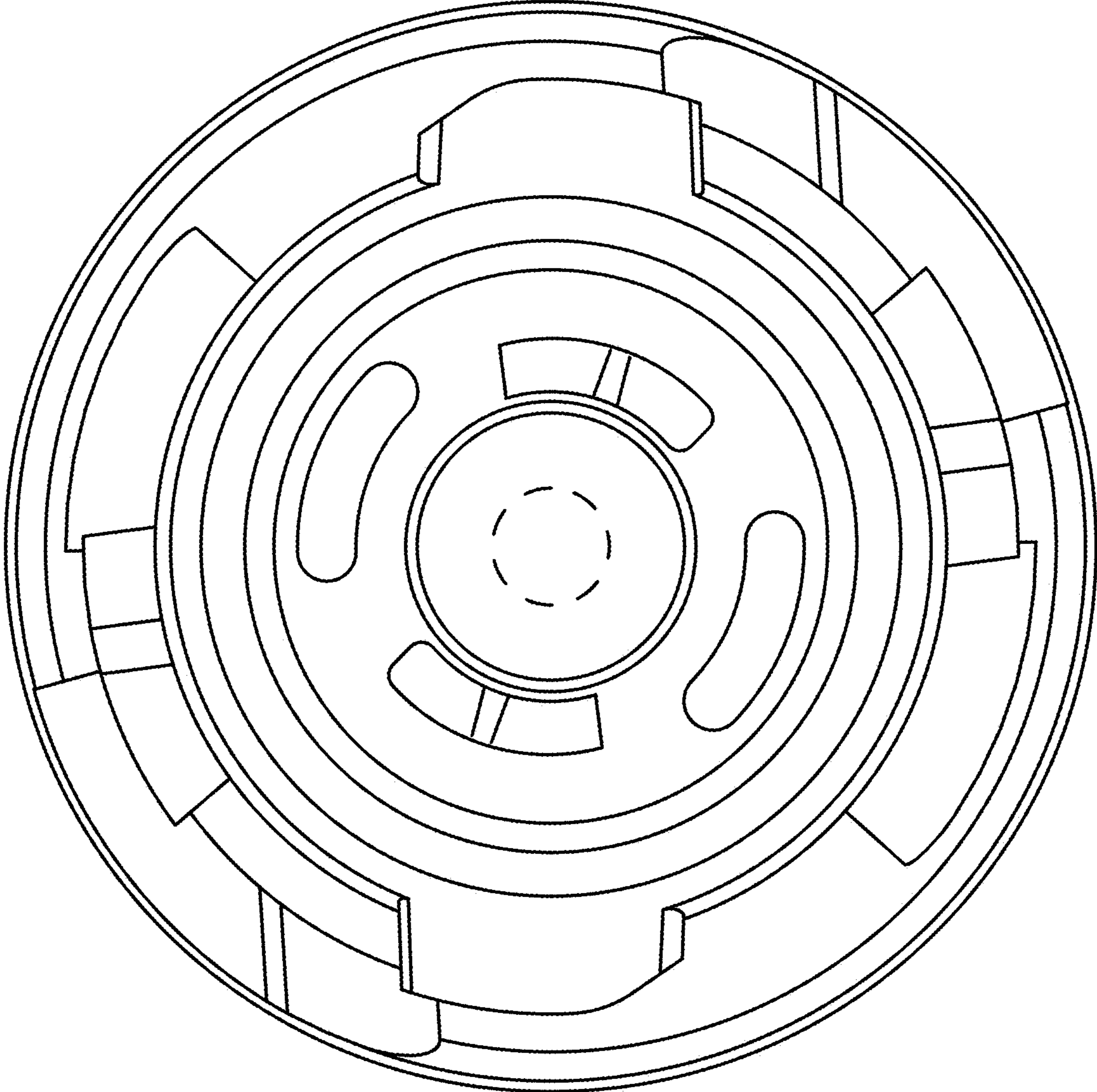


FIG. 5

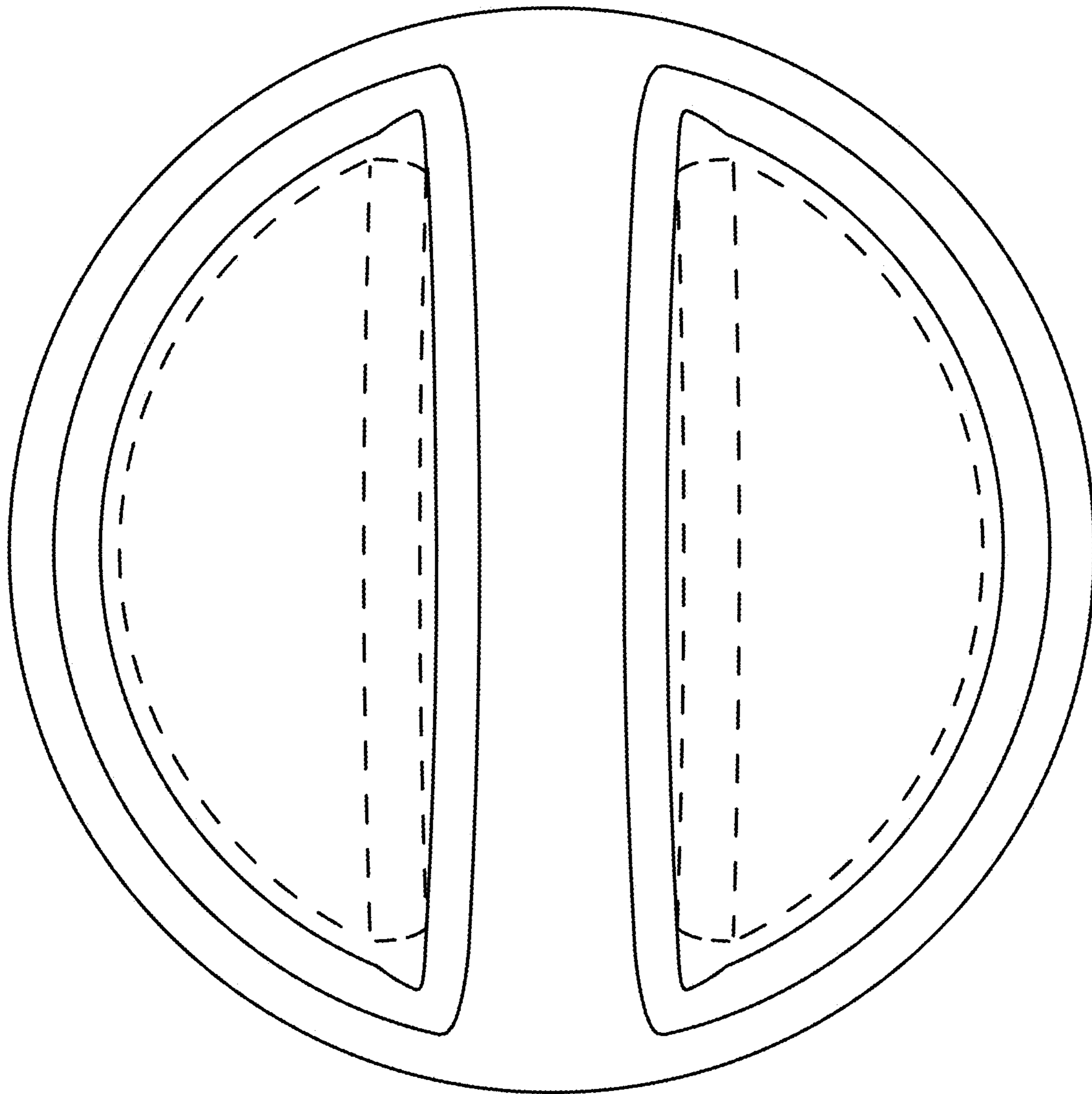


FIG. 6




FIG. 7