

US00D892953S

(12) **United States Design Patent** (10) **Patent No.:** **US D892,953 S**
Nicely (45) **Date of Patent:** **** Aug. 11, 2020**

- (54) **SPORTS BALL** 2,931,653 A * 4/1960 Gow A63B 41/08
473/596
- (71) Applicant: **V-Flex Technologies, Inc.**, Kingsport, TN (US) 3,316,837 A * 5/1967 Scheck B41F 15/089
101/115
- (72) Inventor: **Timothy J. Nicely**, Bean Station, TN (US) 3,370,851 A 2/1968 Thomas
3,753,565 A 8/1973 Baker
3,819,190 A * 6/1974 Nepela A63B 37/0004
473/383
- (73) Assignee: **V-Flex Technologies, Inc.**, Kingsport, TN (US) 4,235,441 A 11/1980 Ciccarello
4,284,276 A * 8/1981 Worst A63B 37/0004
40/327
- (**) Term: **15 Years** 4,659,083 A 4/1987 Szczepanski
4,706,958 A 11/1987 Inoue
5,013,046 A 5/1991 Koch
5,439,224 A * 8/1995 Bertoncino A63B 69/3694
473/153
- (21) Appl. No.: **29/680,677**
- (22) Filed: **Feb. 19, 2019**
- (51) **LOC (12) Cl.** **21-02**
- (52) **U.S. Cl.**
USPC **D21/708**
- (58) **Field of Classification Search**
USPC D21/707-714; D30/160; D11/121;
473/351-385, 569-577, 587-588,
473/593-615; 40/327; 428/11
CPC A63B 37/00-14; A63B 39/00-08; A63B
41/00-12; A63B 43/00-06; A63B 45/00;
A63B 45/02
See application file for complete search history.

(Continued)

FOREIGN PATENT DOCUMENTS

- CN 301902567 * 5/2012
- CN 303855719 * 9/2016

(Continued)

Primary Examiner — Catherine A Tuttle
(74) *Attorney, Agent, or Firm* — Luedeka Neely Group, P.C.

(57) **CLAIM**

The ornamental design for a sports ball, as shown and described.

DESCRIPTION


FIG. 1 is a perspective view of a sports ball showing my new design.
FIG. 2 is a front view thereof.
FIG. 3 is a rear view thereof.
FIG. 4 is a left side view thereof.
FIG. 5 is a right side view thereof.
FIG. 6 is a top view thereof; and,
FIG. 7 is a bottom view thereof.

1 Claim, 4 Drawing Sheets

(56) **References Cited**

U.S. PATENT DOCUMENTS

- 115,252 A * 5/1871 Spencer A63B 39/00
473/612
- D21,060 S * 9/1891 Amselem D21/713
- 484,189 A * 10/1892 Faulkner A63B 69/0079
473/575
- 676,506 A 6/1901 Knight et al.
- 1,931,429 A * 10/1933 Buckner A63B 41/08
473/596
- 2,129,237 A * 9/1938 Riddell A63B 41/08
156/147



(56)

References Cited

U.S. PATENT DOCUMENTS

5,470,059 A * 11/1995 Largent A63B 37/00
 473/569
 D370,705 S * 6/1996 Cullen, III D21/709
 5,713,799 A 2/1998 Balmat
 6,221,457 B1 * 4/2001 Rasmussen G09B 27/08
 40/615
 D483,424 S * 12/2003 Lowinger D21/713
 6,746,351 B1 * 6/2004 Goodman A63B 39/00
 473/596
 6,752,725 B2 6/2004 Kim
 D511,029 S * 10/2005 Willinger D21/713
 D531,240 S * 10/2006 Geisendorfer D21/713
 D544,052 S * 6/2007 Krysiak D21/713
 7,520,827 B1 * 4/2009 Esposito A63B 67/04
 473/475
 7,608,003 B1 * 10/2009 Fusco A63B 43/00
 473/613

D638,078 S * 5/2011 Gilmartin D21/713
 D712,988 S * 9/2014 Sagedahl D21/713
 D786,513 S * 5/2017 Tome D30/121
 D814,578 S 4/2018 Finley et al.
 2006/0035723 A1 2/2006 Chapman
 2006/0293113 A1 12/2006 Pelz
 2008/0305900 A1 * 12/2008 Geisendorfer A63B 41/08
 473/596
 2012/0329625 A1 * 12/2012 MacColl A63B 43/04
 482/142

FOREIGN PATENT DOCUMENTS

EP 1316333 A1 * 6/2003 A63B 37/0098
 FR 334008 A * 12/1903 A63B 37/0074
 FR 428951 A * 9/1911 A63B 37/00
 GB 2442325 A 4/2008
 WO WO-9115277 A1 * 10/1991 A63B 37/0075
 WO WO-2017136701 A1 * 8/2017 A63B 21/4034

* cited by examiner




FIG. 1

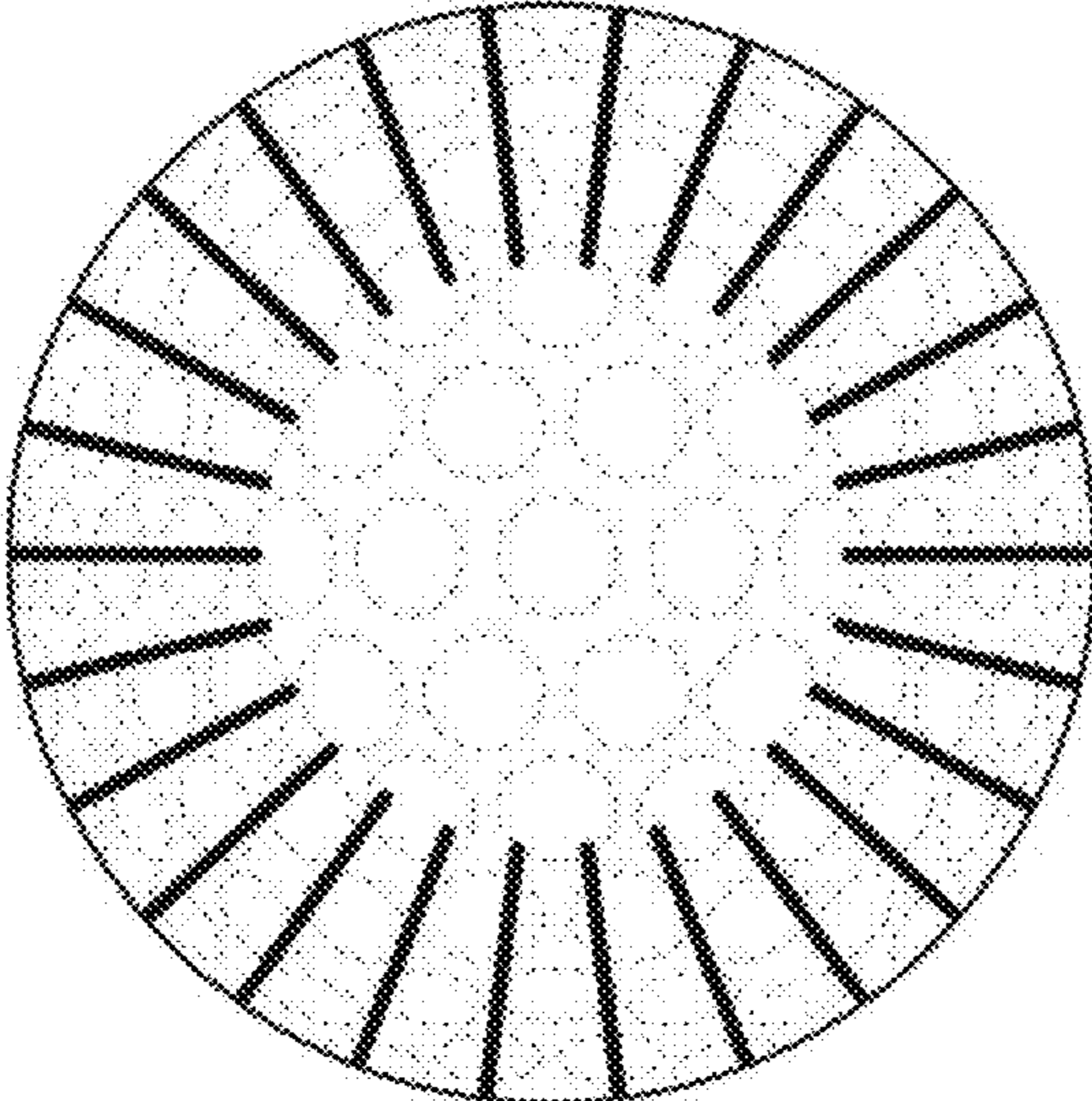


FIG. 2

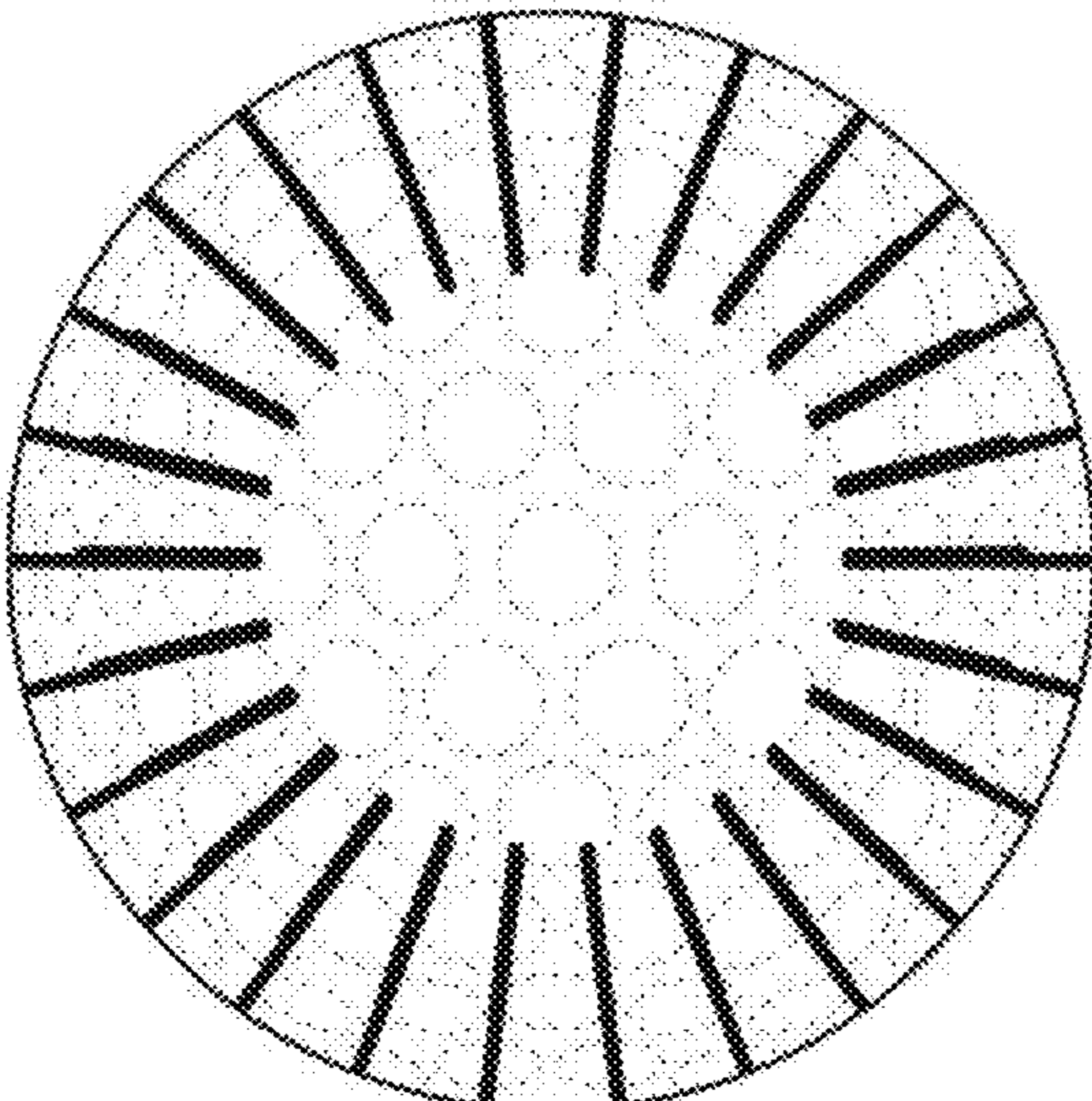


FIG. 3

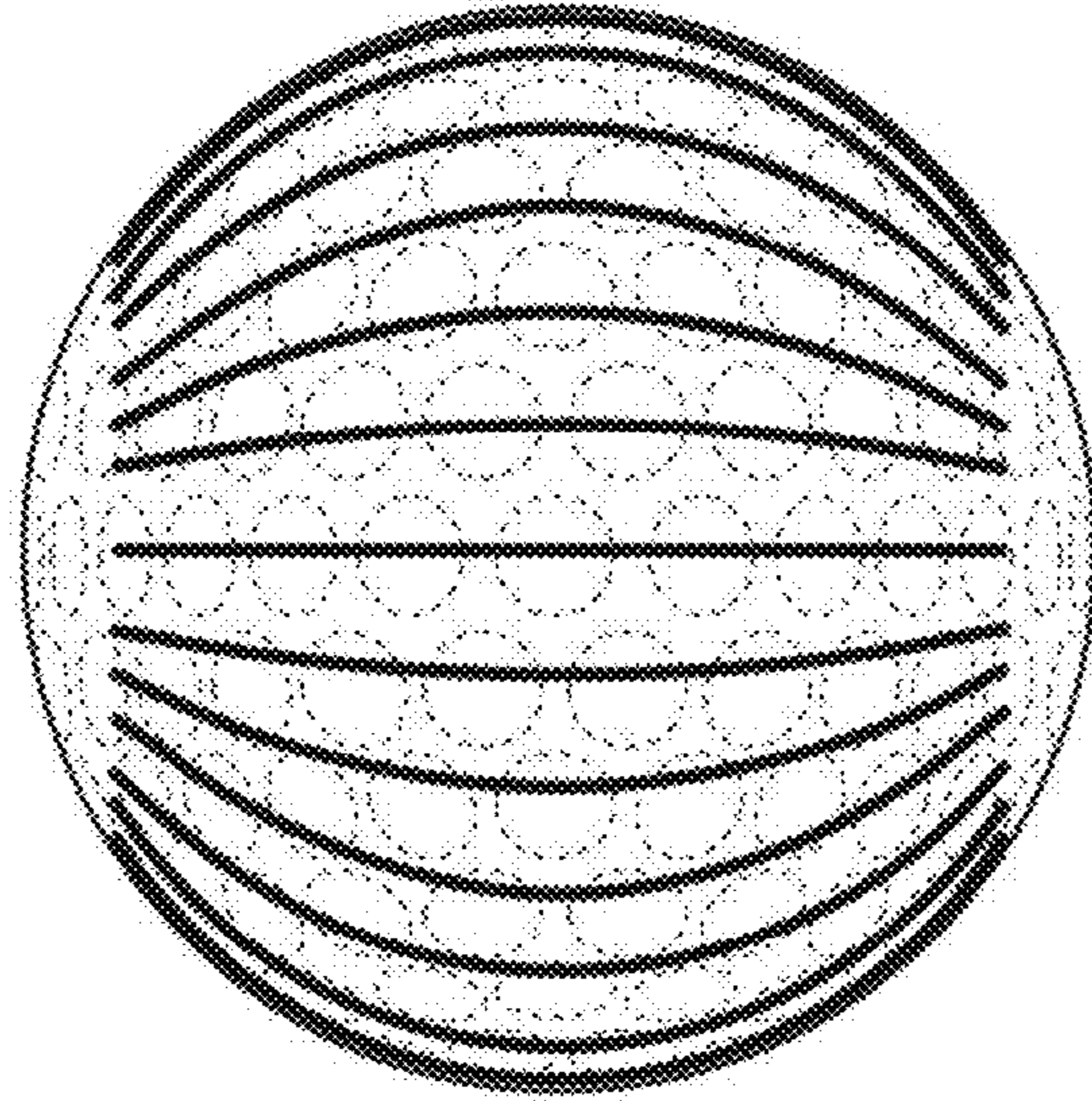


FIG. 4

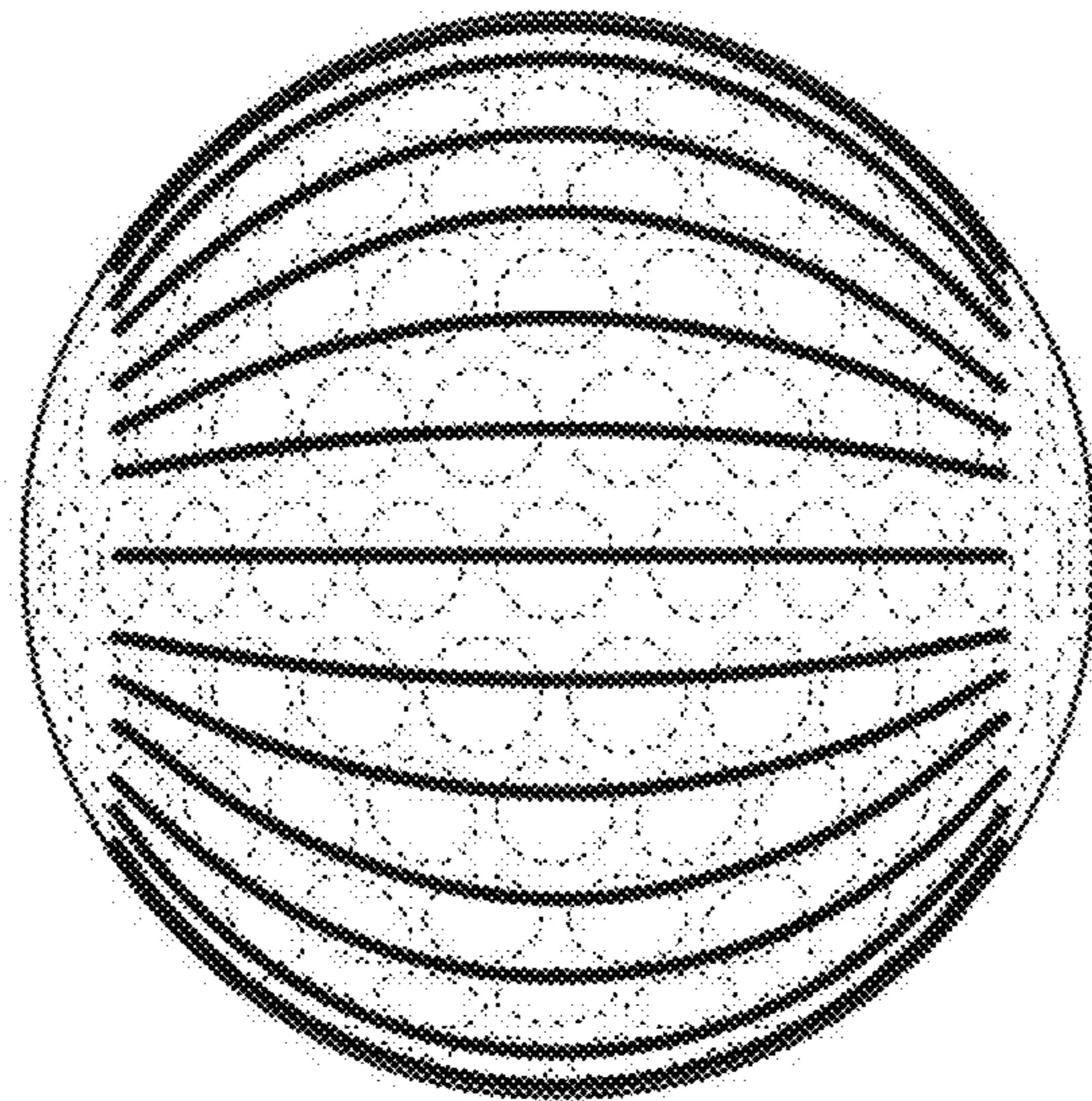


FIG. 5

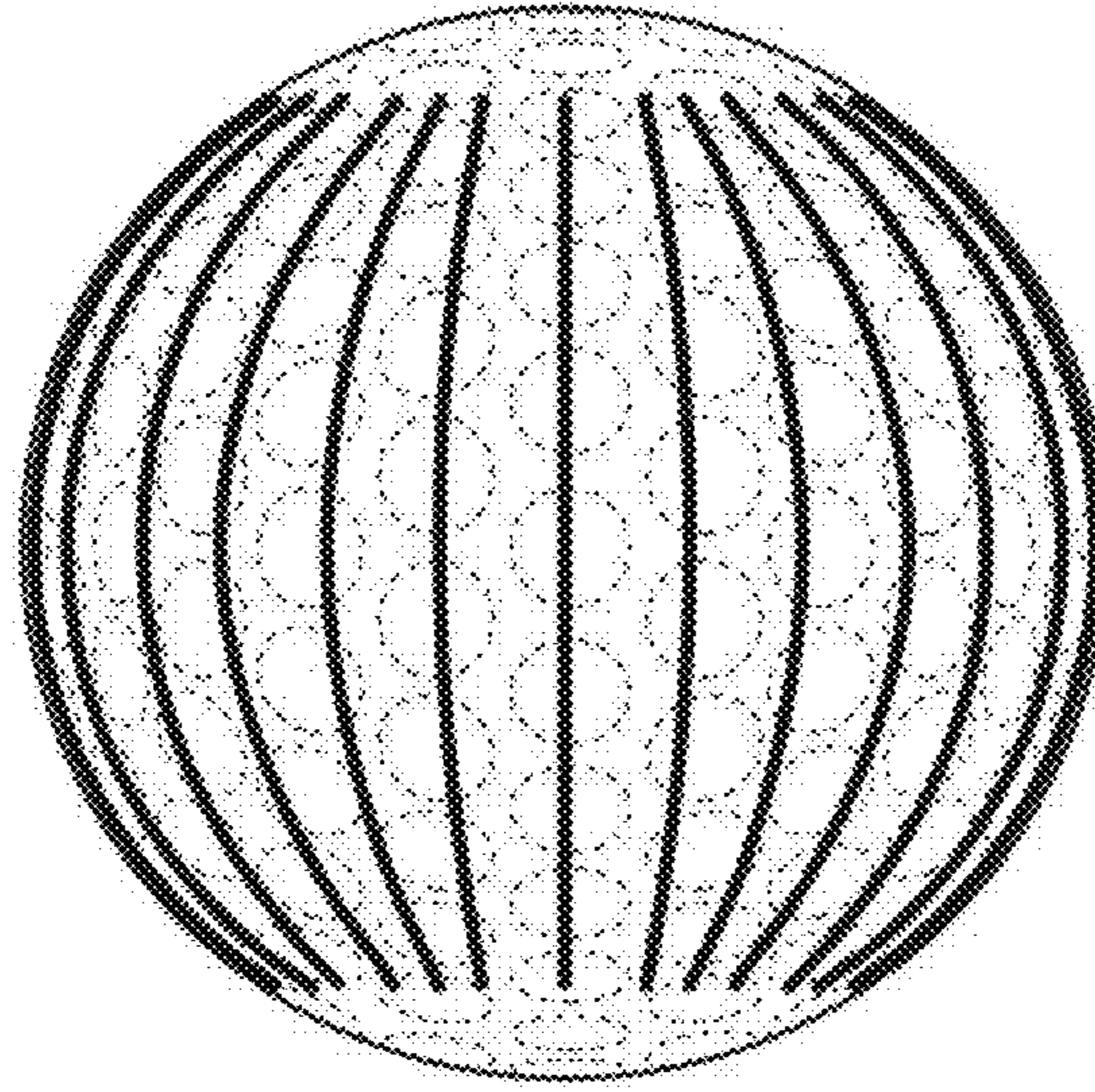


FIG. 6

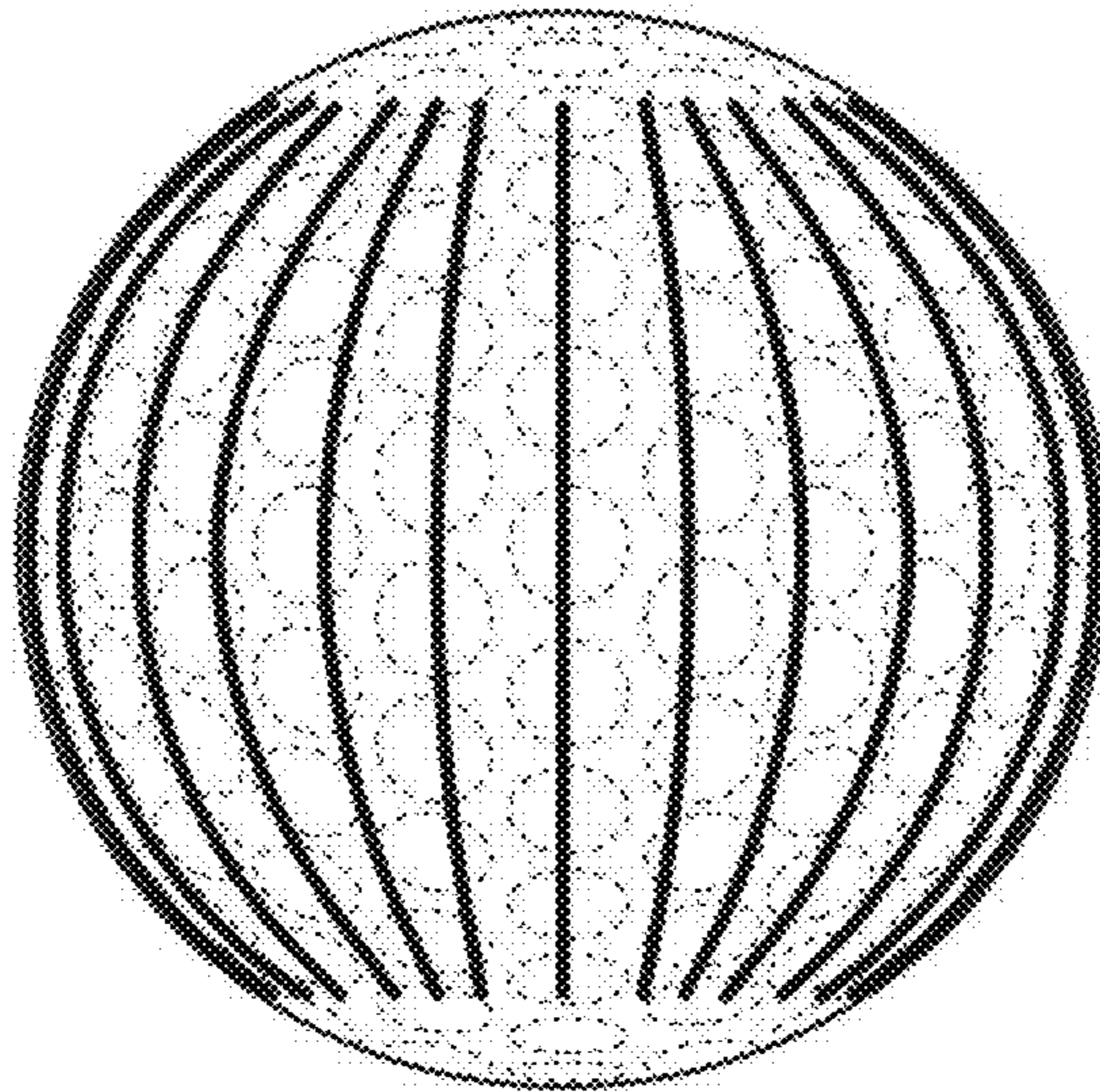


FIG. 7