



US00D892951S

(12) **United States Design Patent**
Nicely

(10) **Patent No.:** **US D892,951 S**

(45) **Date of Patent:** **** Aug. 11, 2020**

(54) **SPORTS BALL**

(71) Applicant: **V-Flex Technologies, Inc.**, Kingsport, TN (US)

(72) Inventor: **Timothy J. Nicely**, Bean Station, TN (US)

(73) Assignee: **V-Flex Technologies, Inc.**, Kingsport, TN (US)

(**) Term: **15 Years**

(21) Appl. No.: **29/680,673**

(22) Filed: **Feb. 19, 2019**

(51) **LOC (12) Cl.** **21-02**

(52) **U.S. Cl.**
USPC **D21/708**; D21/707

(58) **Field of Classification Search**
USPC D21/707-714; D30/160; D11/121;
473/351-385, 569-577, 587-588,
473/593-615; 40/327; 428/11
CPC A63B 37/00-14; A63B 39/00-08; A63B
41/00-12; A63B 43/00-06; A63B
45/00-02

See application file for complete search history.

(56) **References Cited**

U.S. PATENT DOCUMENTS

- 115,252 A * 5/1871 Spencer A63B 39/00
473/612
- 211,420 A * 1/1879 Moses A23G 3/50
426/104
- D21,060 S * 9/1891 Amselem D21/713
- 484,189 A * 10/1892 Faulkner A63B 69/0079
473/575
- 544,526 A * 8/1895 Britton et al. A63B 43/007
446/490
- D27,441 S 7/1897 Dunn
- 676,506 A 6/1901 Knight et al.

- 2,129,237 A * 9/1938 Riddell A63B 41/08
156/147
- 2,931,653 A * 4/1960 Gow A63B 41/08
473/596
- 3,370,851 A 2/1968 Thomas
- 3,633,538 A * 1/1972 Hoeflin D06F 58/203
118/76
- 3,753,565 A 8/1973 Baker
- 4,235,441 A 11/1980 Ciccarello
- 4,659,083 A 4/1987 Szczepanski
- 4,706,958 A 11/1987 Inoue
- 4,735,420 A * 4/1988 Seidler A63B 43/005
273/412

(Continued)

FOREIGN PATENT DOCUMENTS

- CN 301902567 * 5/2012
- CN 303855719 * 9/2016

(Continued)

Primary Examiner — Catherine A Tuttle

(74) *Attorney, Agent, or Firm* — Luedeka Neely Group, P.C.

(57) **CLAIM**

The ornamental design for a sports ball, as shown and described.

DESCRIPTION

FIG. 1 is a perspective view of a sports ball showing my new design.

FIG. 2 is a front view thereof.

FIG. 3 is a rear view thereof.

FIG. 4 is a left side view thereof.

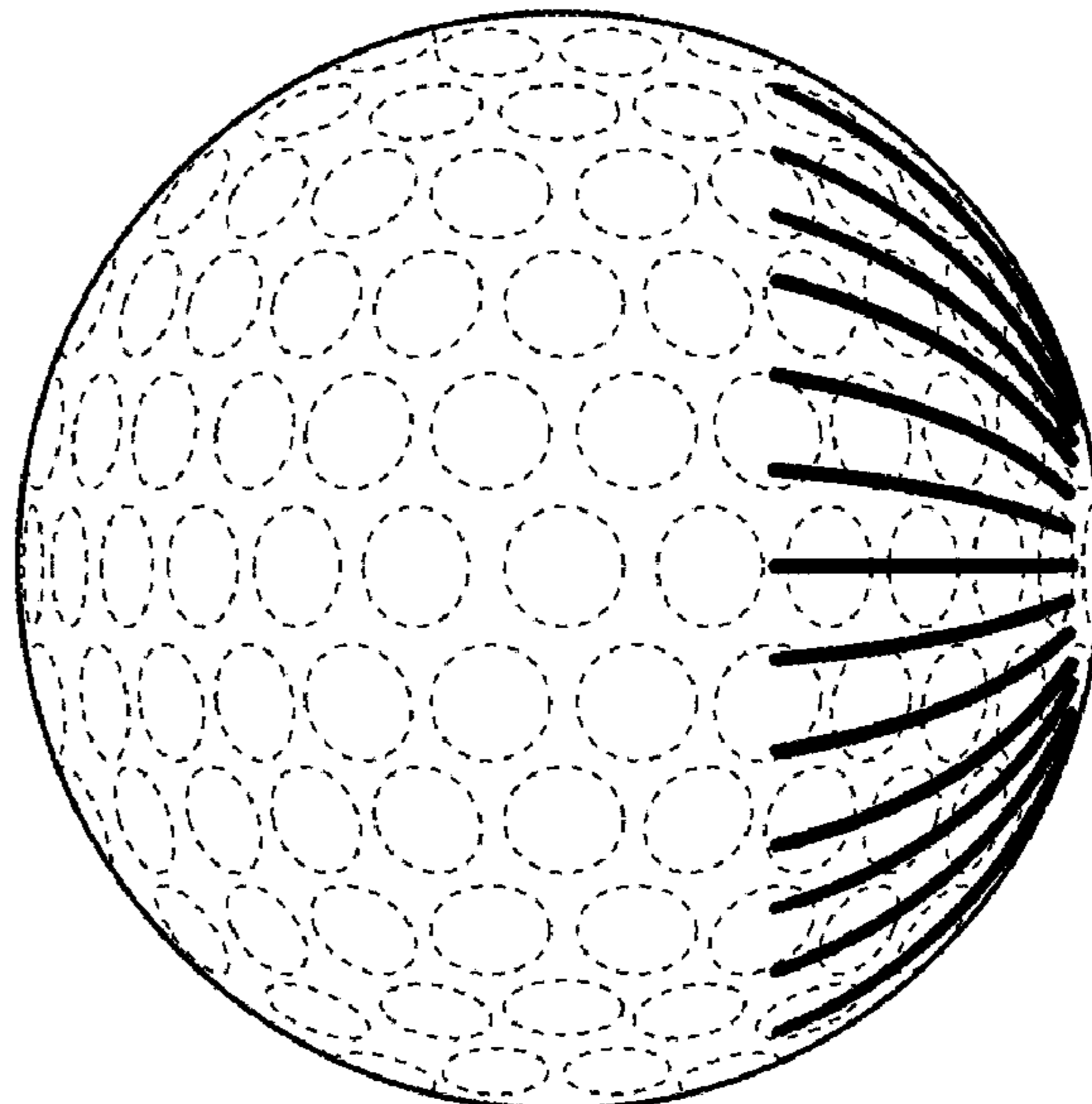
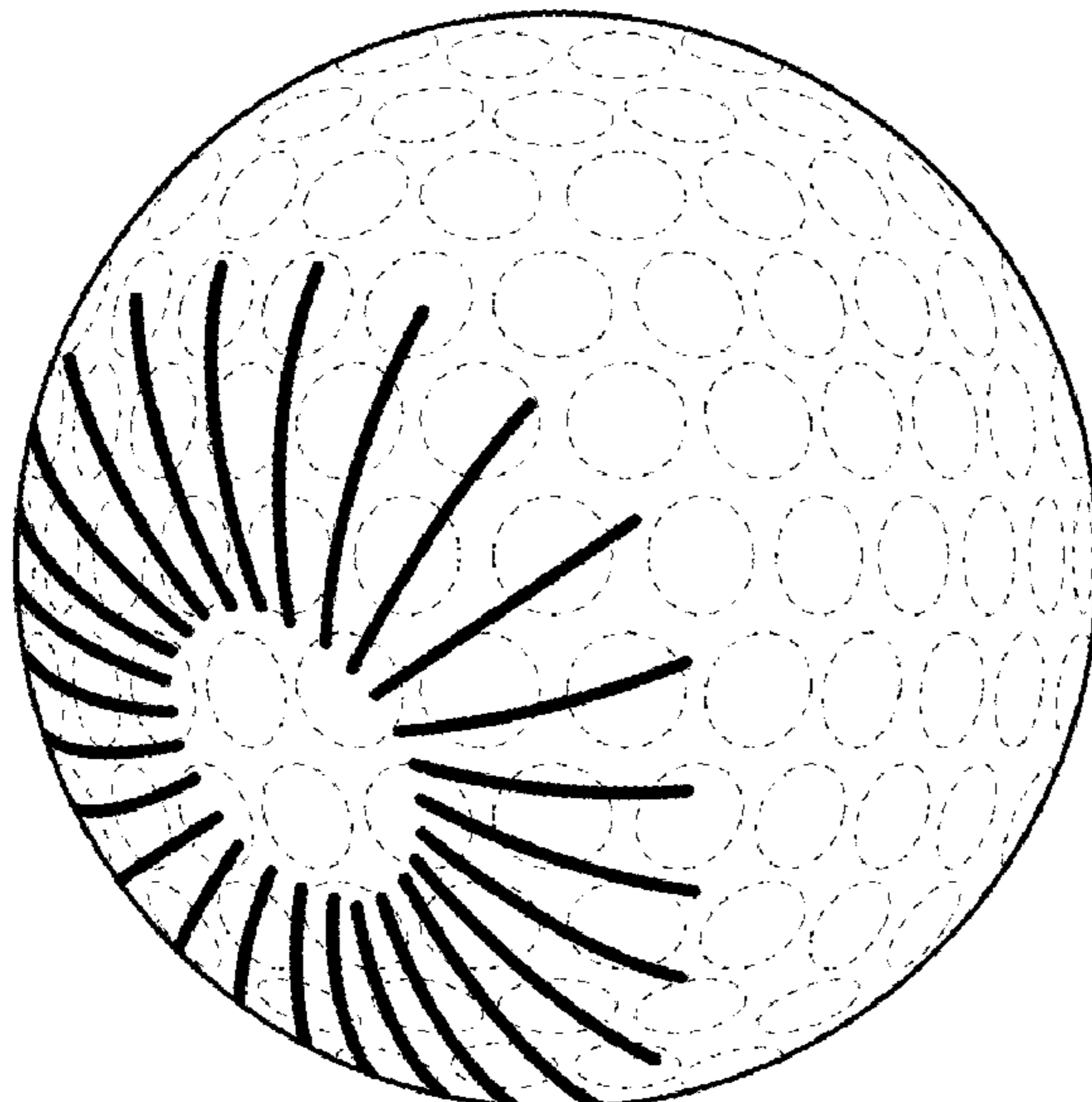
FIG. 5 is a right side view thereof.

FIG. 6 is a top view thereof; and,

FIG. 7 is a bottom view thereof.

The broken lines depict features of the sports ball that form no part of the claimed design.

1 Claim, 4 Drawing Sheets



(56)

References Cited

U.S. PATENT DOCUMENTS

4,874,169 A * 10/1989 Litchfield A63B 37/14
473/613

5,013,046 A 5/1991 Koch

5,067,719 A * 11/1991 Mook A63B 43/008
40/327

D329,393 S * 9/1992 Hawkins, III D10/106.4

D335,906 S * 5/1993 Hellerman D21/712

5,439,224 A * 8/1995 Bertoncino A63B 69/3694
473/153

5,470,059 A * 11/1995 Largent A63B 37/00
473/569

5,713,799 A 2/1998 Balmat

D410,512 S 6/1999 Sullivan

D412,193 S * 7/1999 Sullivan D21/709

6,746,351 B1 * 6/2004 Goodman A63B 39/00
473/596

6,752,725 B2 6/2004 Kim

D544,052 S * 6/2007 Krysiak D21/713

7,520,827 B1 * 4/2009 Esposito A63B 67/04
473/475

7,585,236 B2 9/2009 Krysiak

7,608,003 B1 * 10/2009 Fusco A63B 43/00
473/613

7,691,005 B2 4/2010 Mitsuba

9,205,310 B1 * 12/2015 Hampton A63B 39/00

D814,578 S 4/2018 Finley et al.

2006/0035723 A1 2/2006 Chapman

2006/0170230 A1 * 8/2006 Lee A63B 24/0021
294/19.2

2006/0293113 A1 12/2006 Pelz

2008/0020865 A1 * 1/2008 Mitsuba A63B 37/0003
473/378

2012/0329625 A1 * 12/2012 MacColl A63B 43/04
482/142

FOREIGN PATENT DOCUMENTS

CN 304297749 * 9/2017

DE 49901307-0001 * 9/1999

EM 002590992-0004 * 12/2014

EP 1316333 A1 * 6/2003 A63B 37/0098

FR 334008 A * 12/1903 A63B 37/0074

FR 428951 A * 9/1911 A63B 37/00

FR 904532-001 * 11/1990

GB 2442325 A 4/2008

GB 2494965 A * 3/2013 A63B 67/06

WO WO-9115277 A1 * 10/1991 A63B 37/0075

WO WO-2017062576 A1 * 4/2017 A63B 37/0003

WO WO-2017136701 A1 * 8/2017 A63B 21/4034

* cited by examiner




FIG. 1




FIG. 2

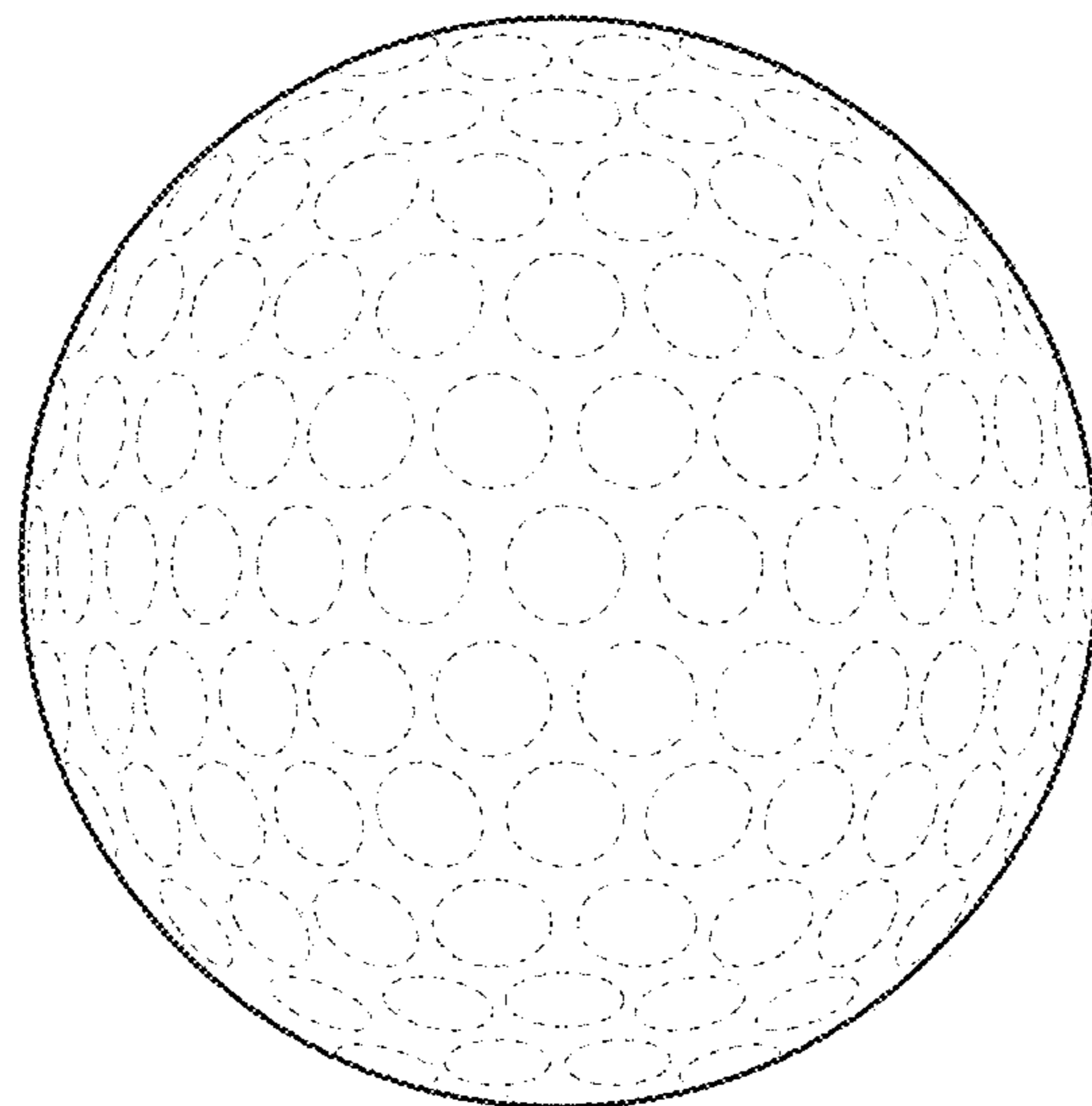


FIG. 3

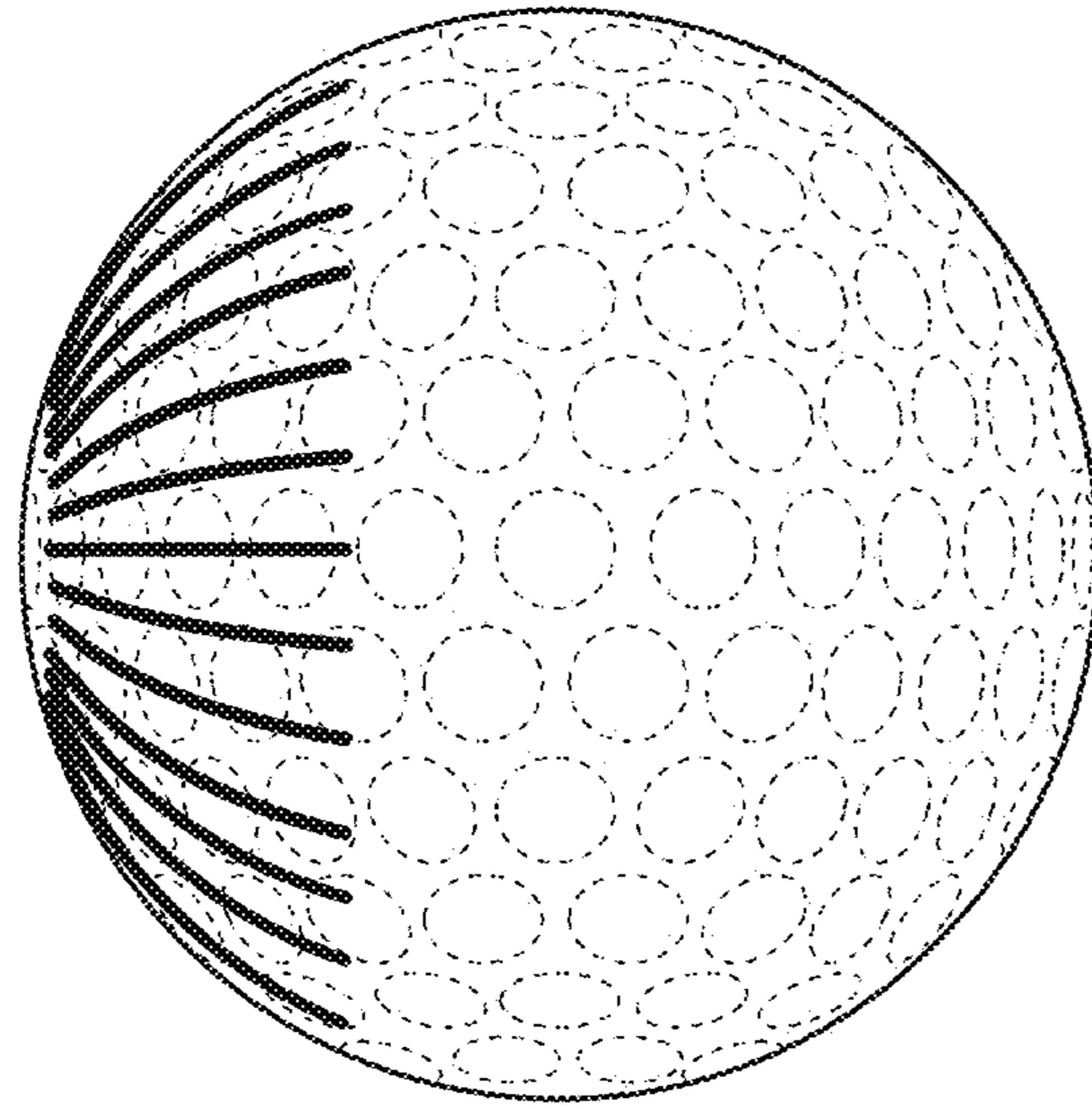


FIG. 4

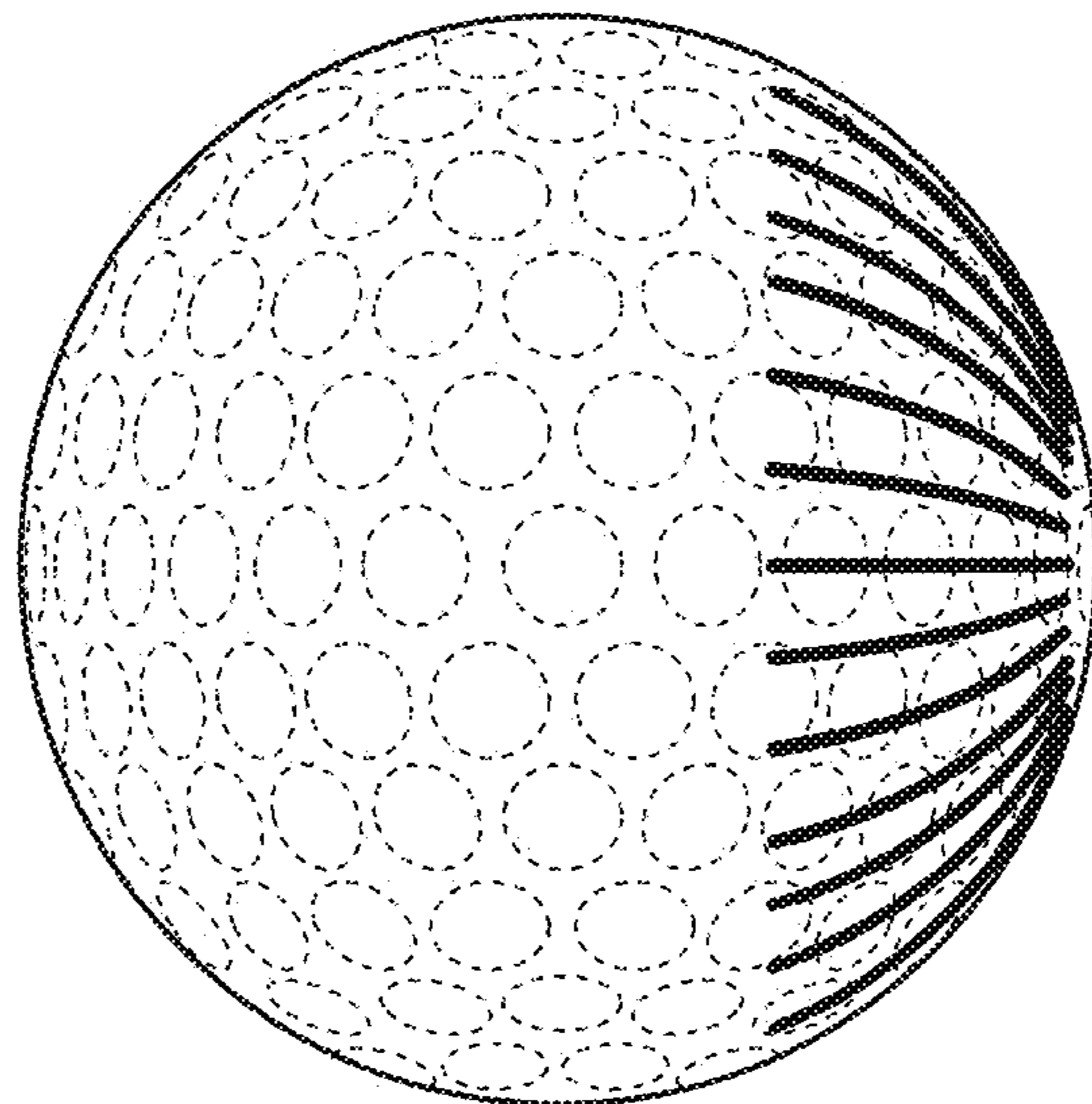


FIG. 5

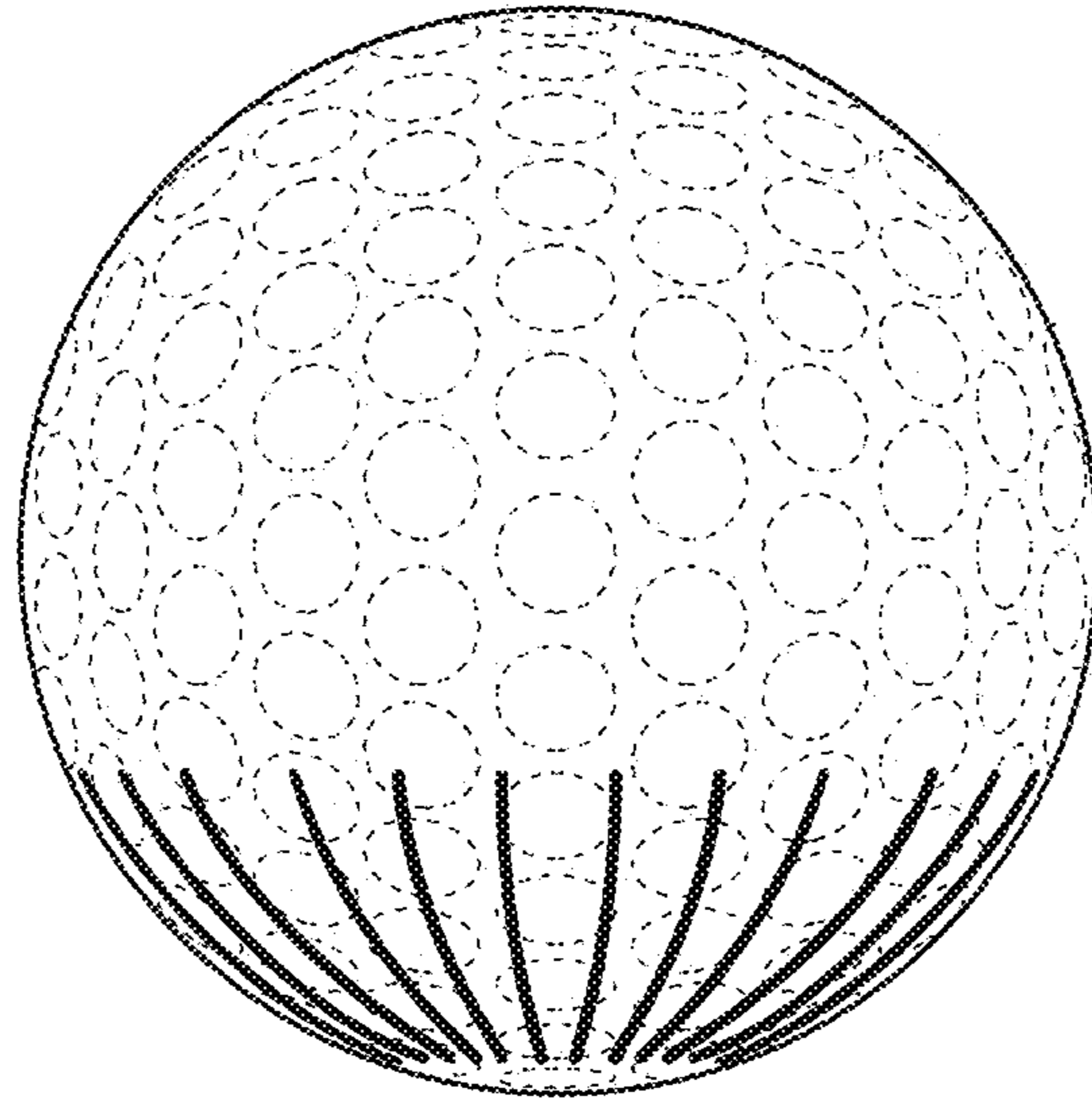


FIG. 6

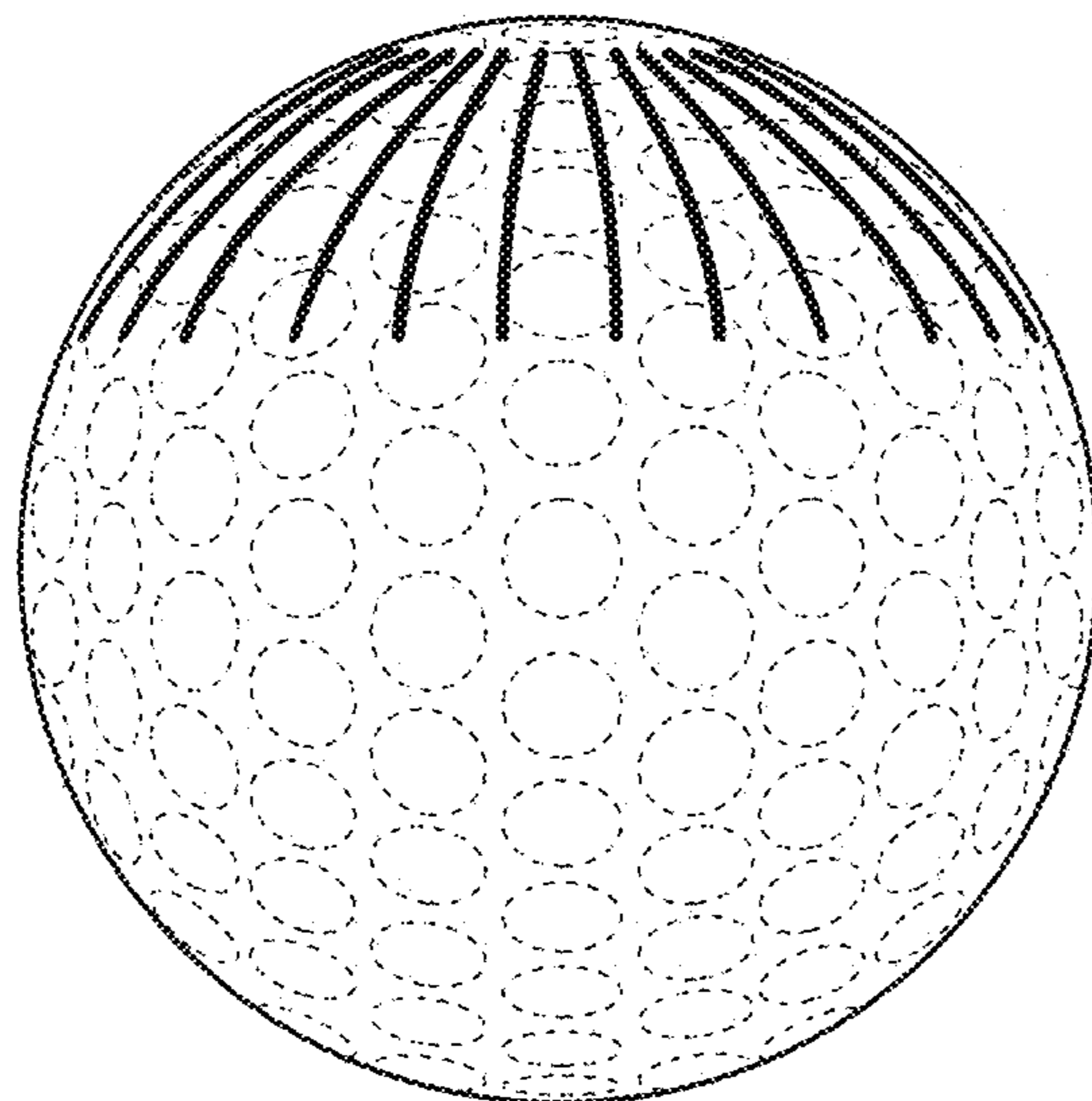


FIG. 7