



US00D892929S

(12) **United States Design Patent** (10) **Patent No.:** **US D892,929 S**
Siggens (45) **Date of Patent:** **** Aug. 11, 2020**

(54) **PAGE MARKER**

(71) Applicant: **James Siggens**, Oak Harbor, WA (US)

(72) Inventor: **James Siggens**, Oak Harbor, WA (US)

(**) Term: **15 Years**

(21) Appl. No.: **29/694,040**

(22) Filed: **Jun. 6, 2019**

(51) **LOC (12) Cl.** **19-99**

(52) **U.S. Cl.**
USPC **D19/34**

(58) **Field of Classification Search**

USPC D19/26-31, 32-34, 34.1-34.5, 124, 65
CPC B42D 3/004; B42D 3/006; B42D 9/00;
B42D 9/001; B42D 9/002; B42D 9/004;
B42D 9/005; B42D 9/007; B42D 9/008;
B42D 9/02; B42D 9/65; E05B 19/0082

See application file for complete search history.

(56) **References Cited**

U.S. PATENT DOCUMENTS

- 1,672,113 A * 6/1928 Catherman B42D 9/005
116/234
- 2,326,366 A * 8/1943 Krenke B42F 1/12
24/67 CF
- 4,235,031 A * 11/1980 Aguilar B42F 21/04
281/42
- D298,549 S * 11/1988 Lepper D19/1
- 5,237,956 A * 8/1993 Igeta B42D 9/005
116/234
- D383,161 S * 9/1997 Shelton D19/34
- 6,283,433 B1 * 9/2001 Lloyd-Hind A47F 7/143
188/264 R
- D486,856 S * 2/2004 Doctor D19/34
- D519,560 S * 4/2006 Roewe D19/34
- D526,356 S 8/2006 Shinya
- D634,365 S 3/2011 Martinez
- 8,814,214 B2 8/2014 Holland et al.
- 9,283,800 B2 3/2016 Van Den Boogaard et al.

- 9,522,559 B2 12/2016 Ghodsian
- D839,957 S 2/2019 Rayfield
- 2005/0166832 A1* 8/2005 Roewe B42D 9/005
116/234
- 2005/0280256 A1* 12/2005 Porcelli B42D 9/005
281/20
- 2006/0267335 A1* 11/2006 Thomas B42D 3/004
281/20
- 2007/0241551 A1* 10/2007 Graff B42D 9/02
281/42

(Continued)

FOREIGN PATENT DOCUMENTS

- CN 105856893 A 8/2016
- CN 206186587 U 5/2017

(Continued)

Primary Examiner — Lauren D McVey

(74) *Attorney, Agent, or Firm* — Perkins Coie LLP

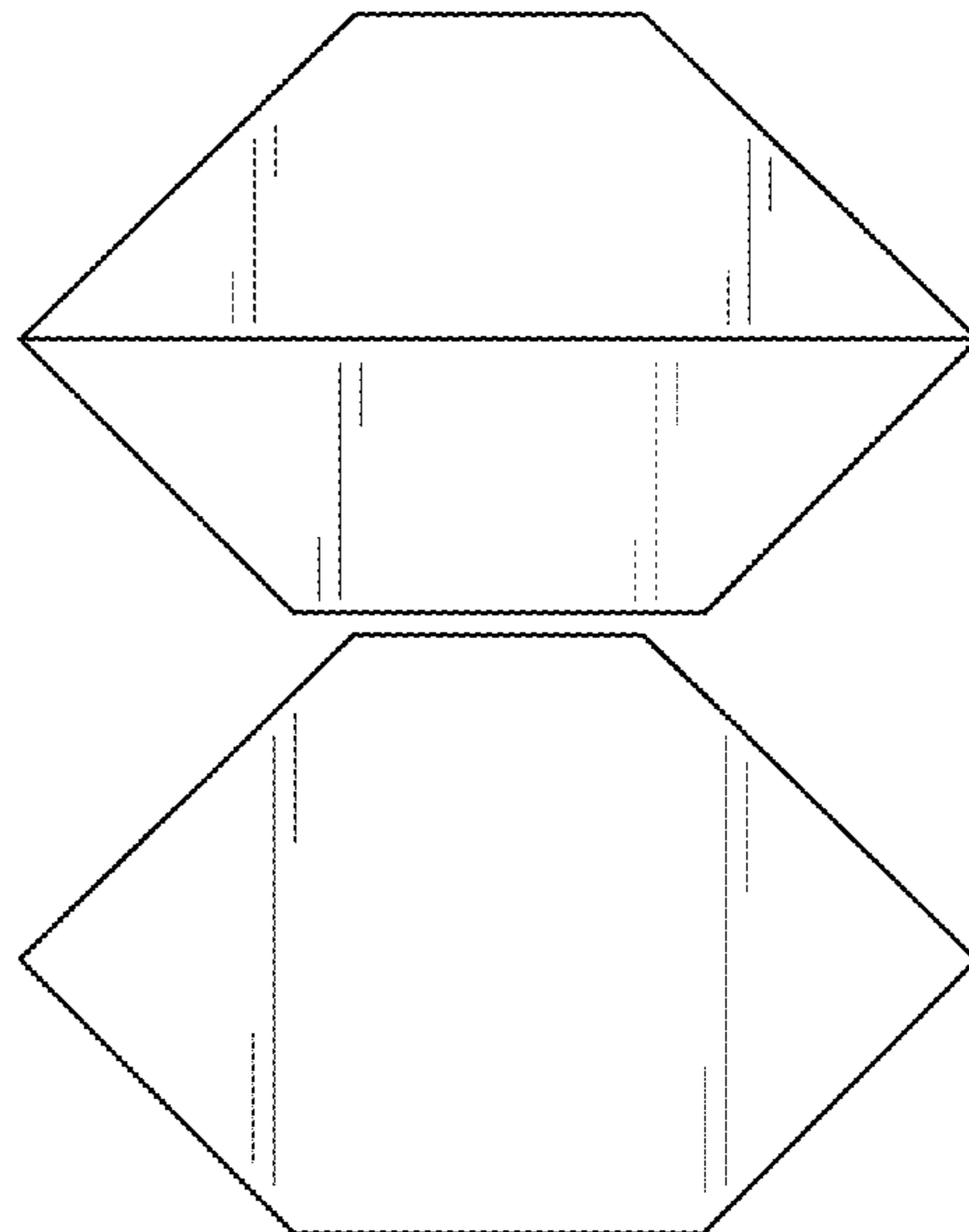
(57) **CLAIM**

The ornamental design for a page marker, as shown and described.

DESCRIPTION

FIG. 1 is a top plan view of a page marker showing my design;
 FIG. 2 is a bottom plan view thereof;
 FIG. 3 is a bottom perspective view of the page marker shown in a first use state;
 FIG. 4 is a top perspective view thereof;
 FIG. 5 is a top side perspective view of the page marker shown in a second use state;
 FIG. 6 is a bottom side perspective view thereof;
 FIG. 7 is a top side perspective view of the page marker shown in a third use state; and,
 FIG. 8 is a bottom side perspective view thereof.
 The broken lines depict environment and form no part of the claimed design.

1 Claim, 6 Drawing Sheets



(56)

References Cited

U.S. PATENT DOCUMENTS

2012/0111260 A1 5/2012 Kleindienst et al.

FOREIGN PATENT DOCUMENTS

CN	206510619	U	9/2017	
EP	0253369	A2 *	1/1988 B42D 9/02
GB	191112917	A *	9/1911 B42D 9/005
GB	446437	A *	4/1936 B42D 9/005
GB	2450971	B	1/2012	
JP	2001150852	A	6/2001	
JP	2001180166	A	7/2001	
JP	2007030492	A	2/2007	
JP	2007185818	A	7/2007	
JP	3156886	U3	1/2010	
JP	2011201078	A	10/2011	
JP	2017226091	A	12/2017	
JP	2018001596	A	1/2018	
KR	1020160001882		1/2016	
MX	NL/a/2005/000098	A	1/2008	
TW	M538459	U	3/2017	

* cited by examiner

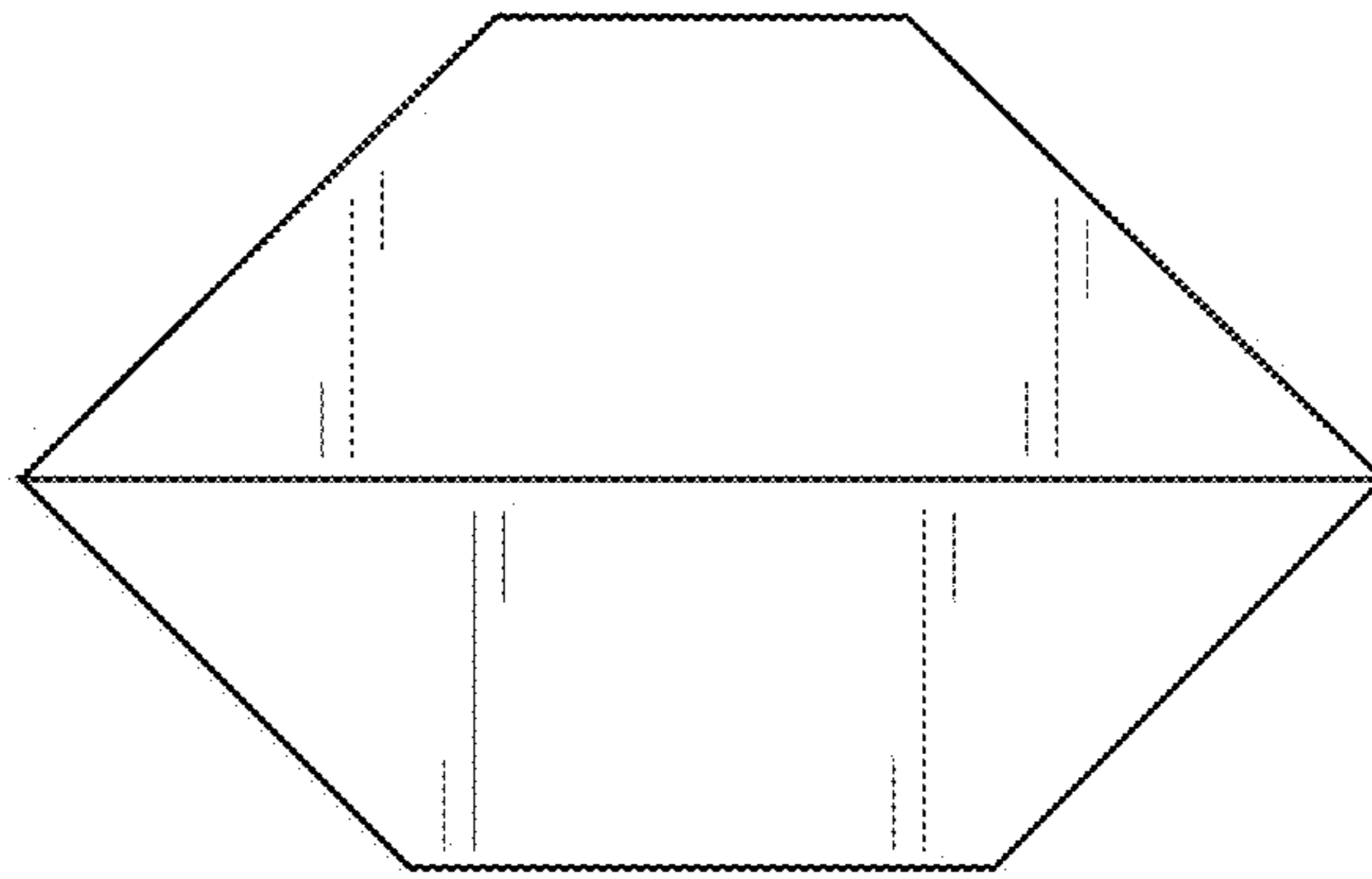


FIG. 1

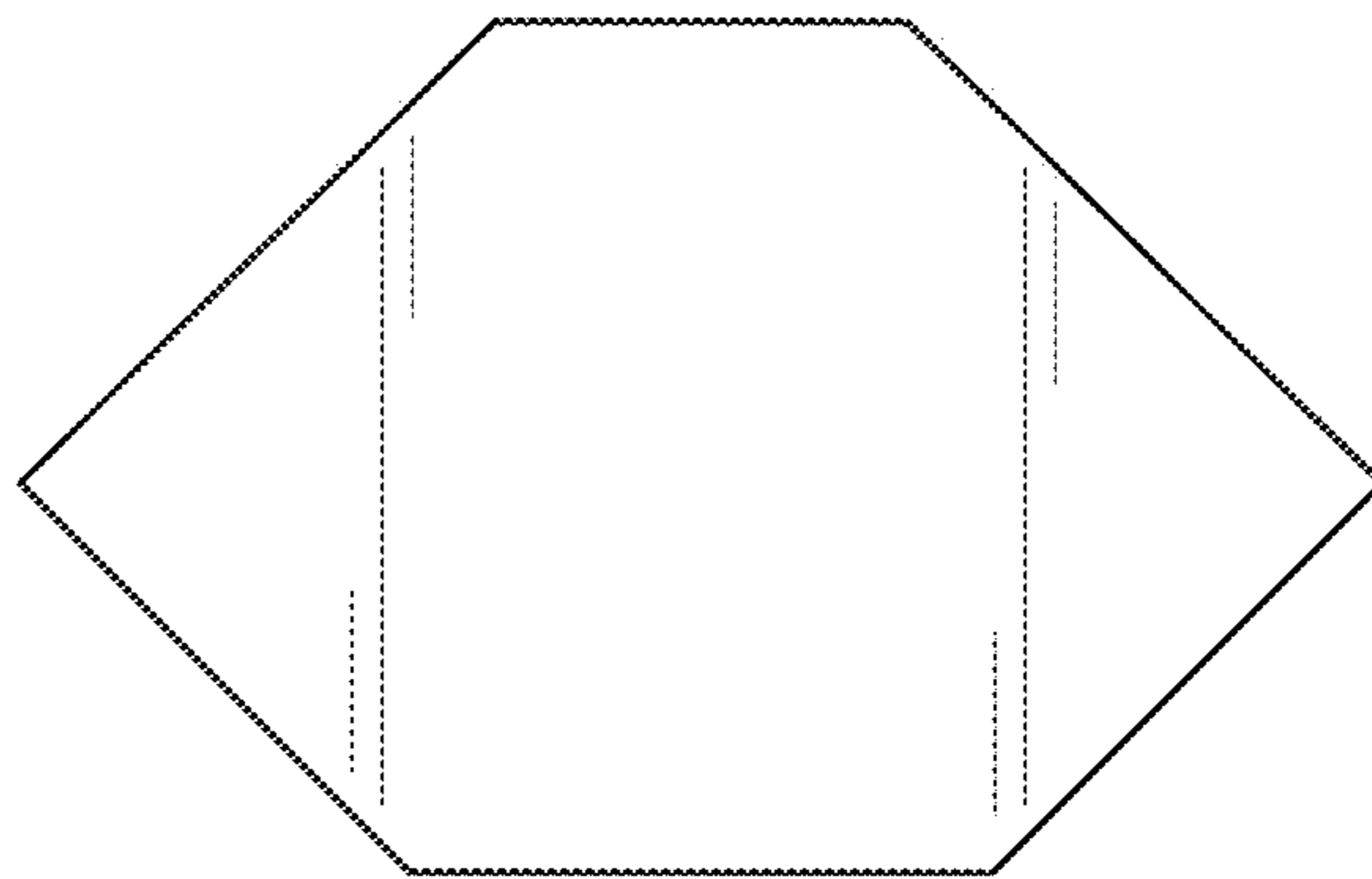


FIG. 2

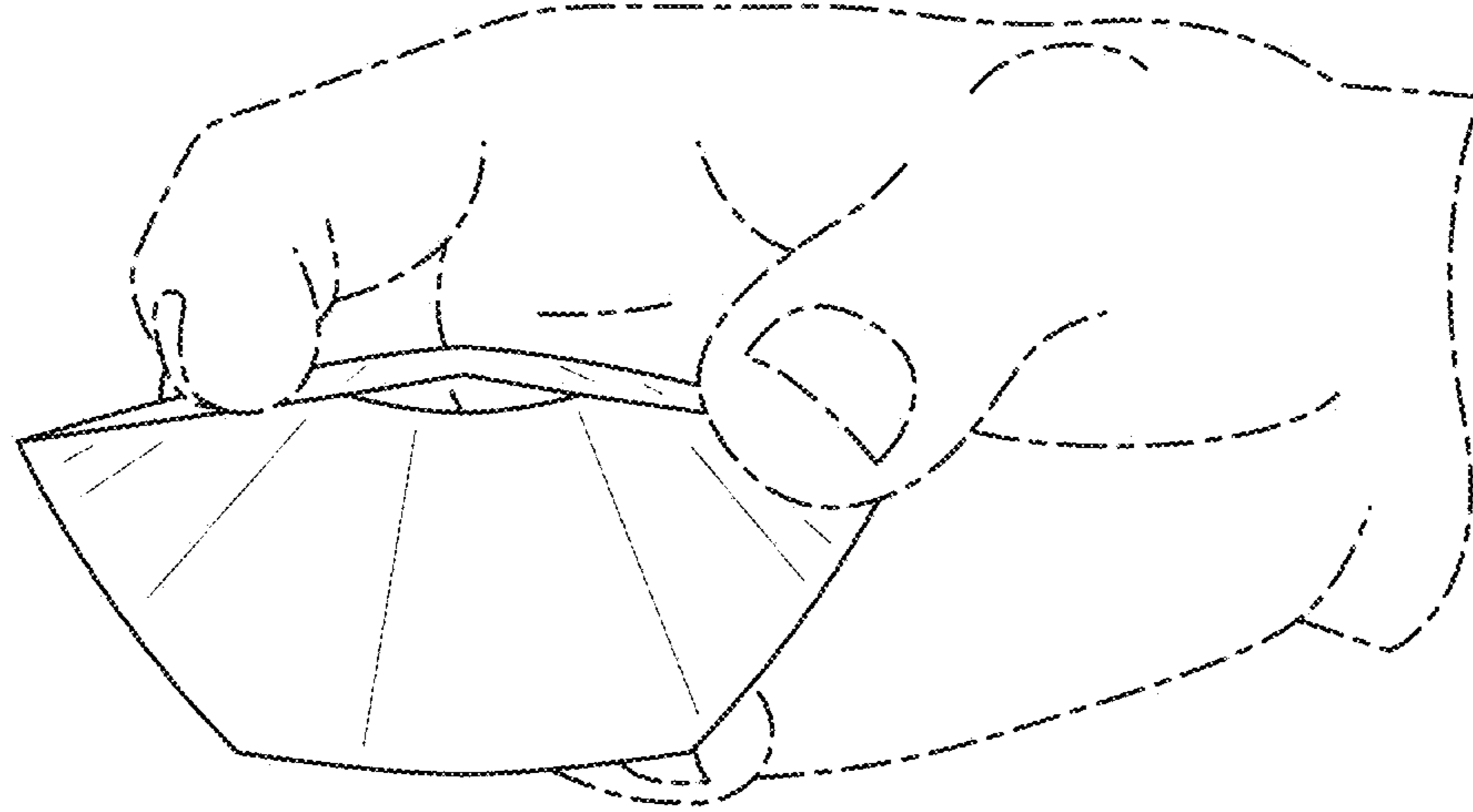


FIG. 3

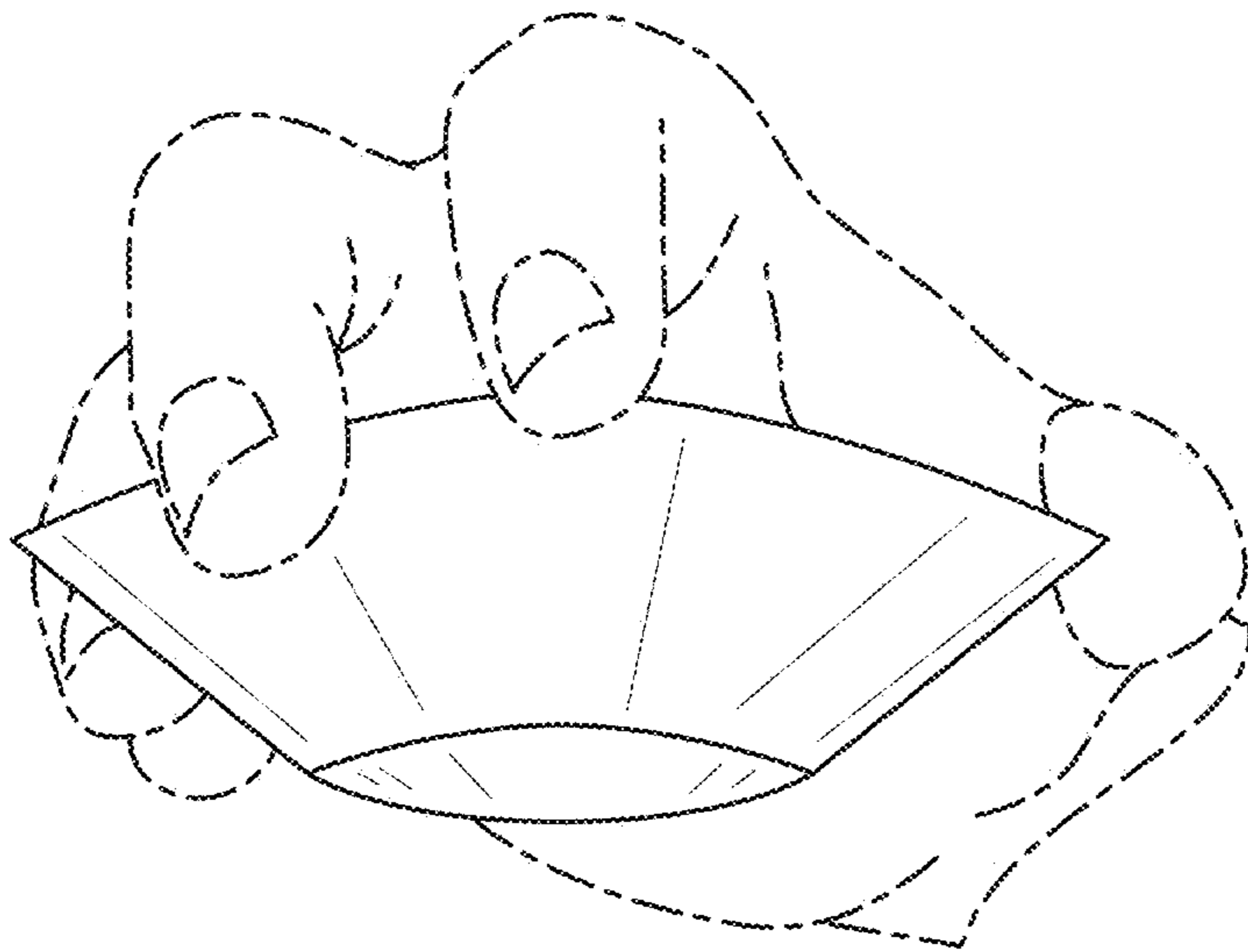


FIG. 4




FIG. 5

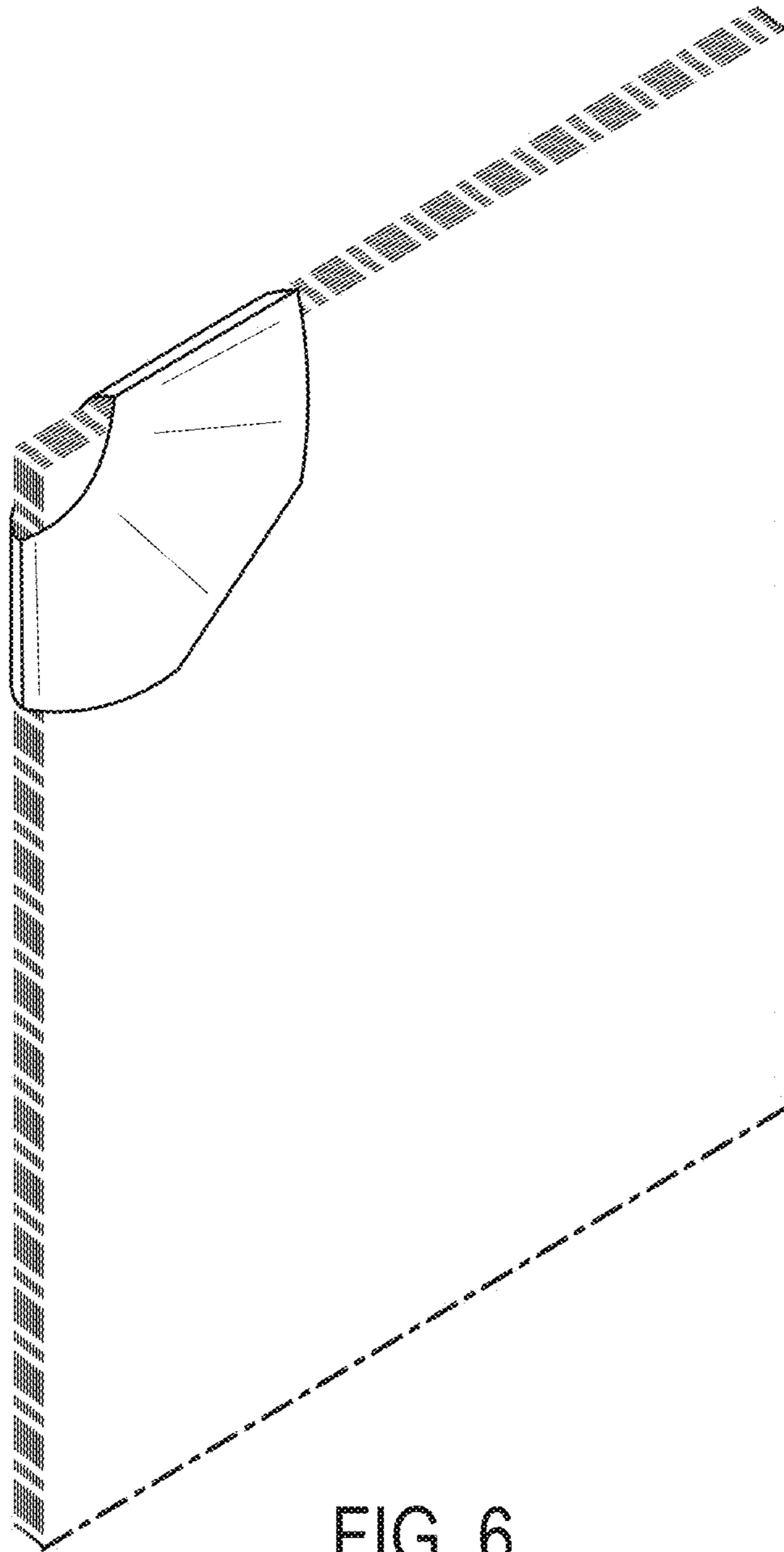


FIG. 6

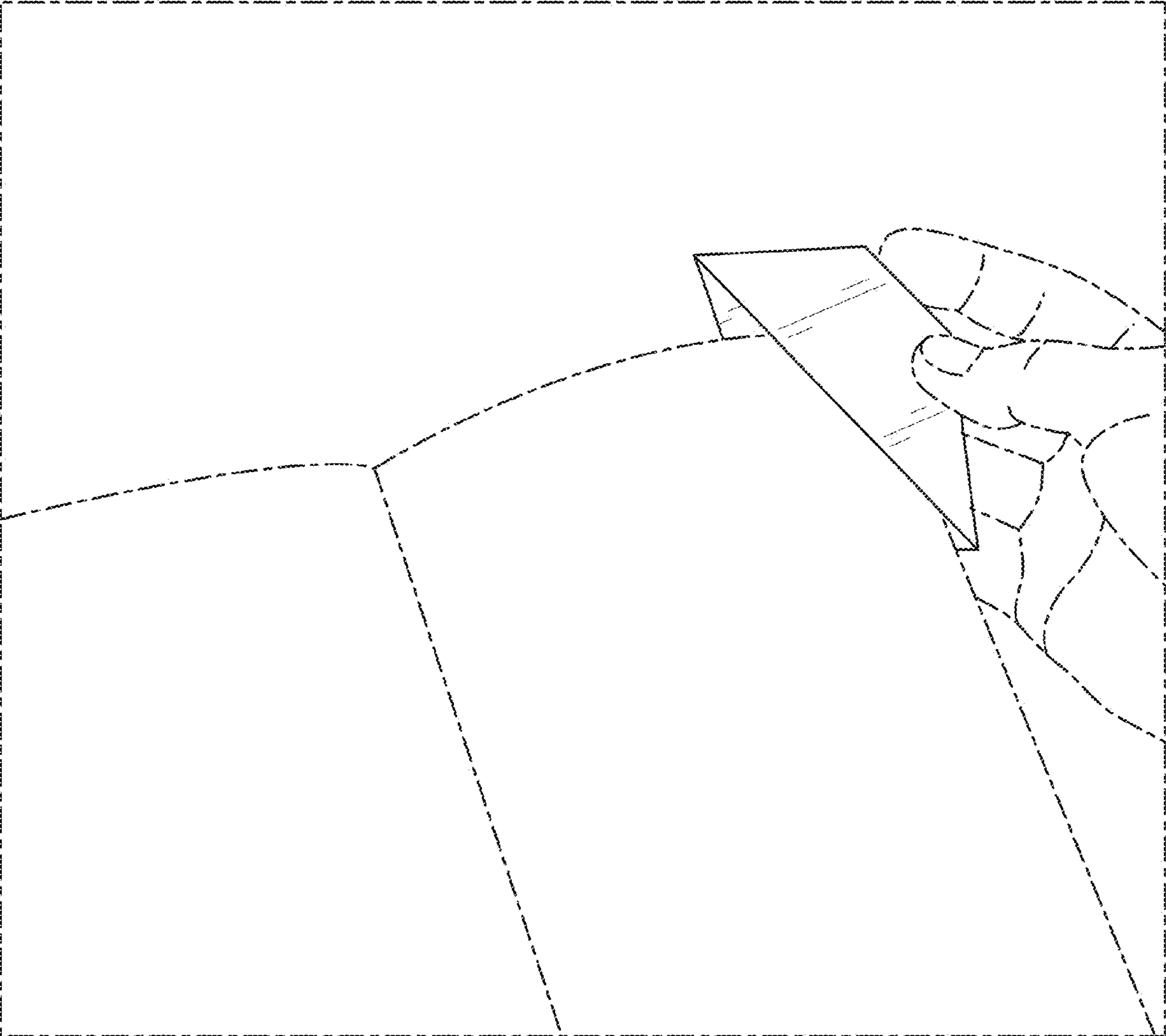


FIG. 7

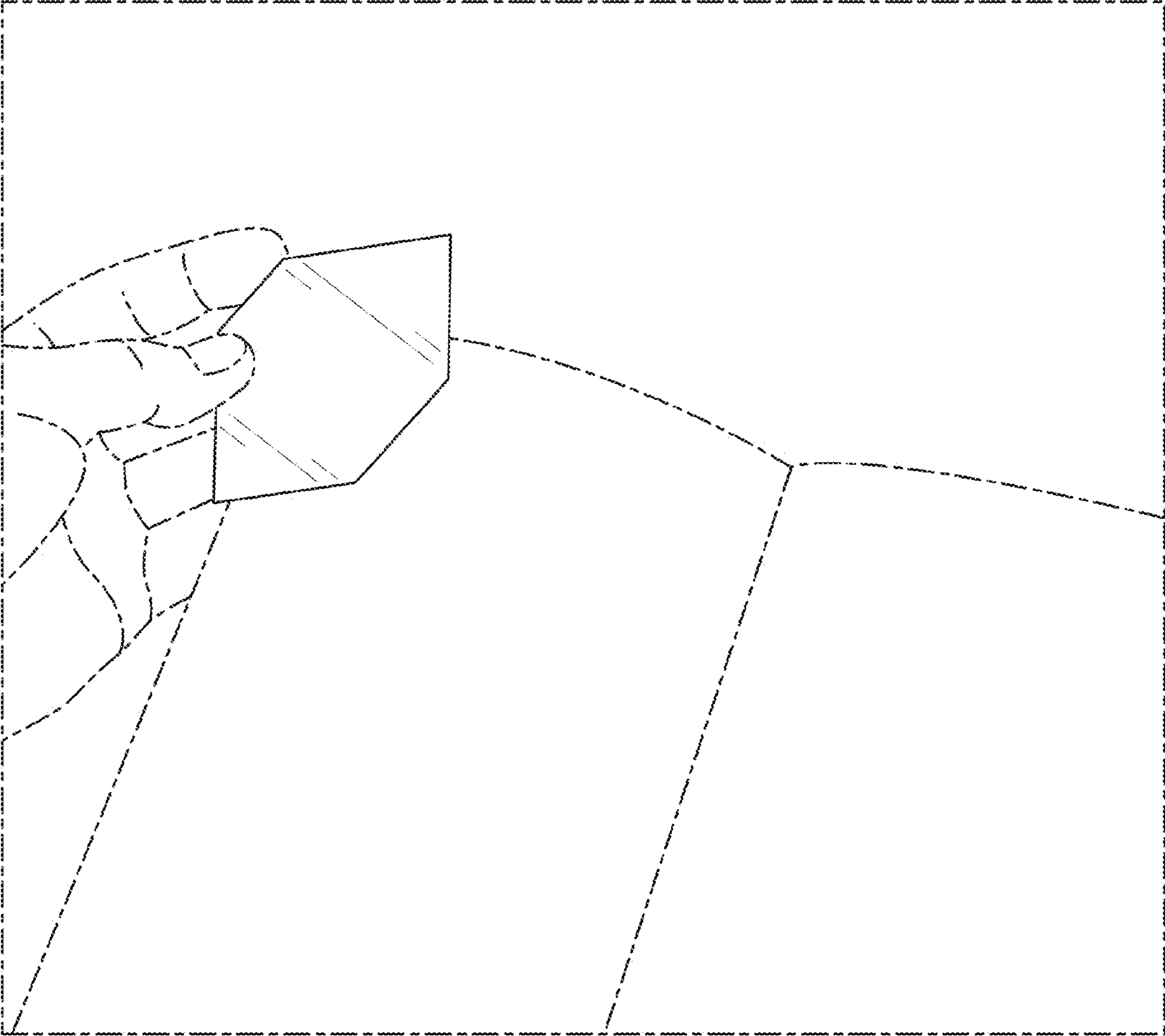


FIG. 8