



US00D892888S

(12) **United States Design Patent**  
**Random et al.**

(10) **Patent No.:** **US D892,888 S**

(45) **Date of Patent:** **\*\* Aug. 11, 2020**

(54) **INDUSTRIAL ROBOT**

(71) Applicant: **Mitsubishi Electric Corporation,**  
Tokyo (JP)

(72) Inventors: **Ian Emerson Random,** Tokyo (JP);  
**Keisuke Matsumura,** Tokyo (JP);  
**Takashi Tsuda,** Tokyo (JP); **Tomohiro**  
**Soeda,** Tokyo (JP)

(73) Assignee: **Mitsubishi Electric Corporation,**  
Tokyo (JP)

(\*\*) Term: **15 Years**

(21) Appl. No.: **29/694,644**

(22) Filed: **Jun. 12, 2019**

(30) **Foreign Application Priority Data**

Feb. 13, 2019 (JP) ..... 2019-002871

(51) **LOC (12) Cl.** ..... **15-99**

(52) **U.S. Cl.**  
USPC ..... **D15/199**

(58) **Field of Classification Search**  
USPC ..... D15/199; D21/578-583, 621, 622  
CPC . B25J 13/06; B25J 15/10; B25J 15/086; B25J  
15/0009; G05B 19/409; G05B  
2219/36162; G05B 2219/39443; G05B  
2219/39446; Y10S 901/38; Y10S 901/39  
See application file for complete search history.

(56) **References Cited**

**U.S. PATENT DOCUMENTS**

D624,104 S \* 9/2010 Miyake ..... 15/99  
D629,030 S \* 12/2010 Long ..... D15/199  
D638,044 S \* 5/2011 Ikoma ..... D15/199  
D650,820 S \* 12/2011 Long ..... D15/199  
D677,294 S \* 3/2013 Long ..... D15/199

D678,378 S \* 3/2013 Selic ..... D15/199  
D681,708 S \* 5/2013 Miyake ..... D15/199  
D707,277 S \* 6/2014 Olsson ..... D15/199  
D713,436 S \* 9/2014 Liu ..... D15/199  
D774,579 S \* 12/2016 Oda ..... D15/199  
D776,735 S \* 1/2017 Zhu ..... D15/199  
D800,813 S \* 10/2017 Zhu ..... D15/199  
D831,087 S \* 10/2018 Morimoto ..... D15/199  
D841,707 S \* 2/2019 Yamamoto ..... D15/199  
D852,863 S \* 7/2019 Dosho ..... D15/199  
D855,095 S \* 7/2019 Wang ..... D15/199  
D856,390 S \* 8/2019 Morimoto ..... D15/199  
D860,283 S \* 9/2019 Wang ..... D15/199  
D865,828 S \* 11/2019 Bogart ..... D15/199  
D870,169 S \* 12/2019 Dosho ..... D15/199  
D877,222 S \* 3/2020 Abe ..... D15/199  
D877,223 S \* 3/2020 Abe ..... D15/199  
D877,787 S \* 3/2020 Kinoshita ..... D15/199  
D878,443 S \* 3/2020 Abe ..... D15/199  
2005/0092122 A1 \* 5/2005 Markert ..... B25J 19/0075  
74/490.01

(Continued)

*Primary Examiner* — Patricia A Palasik

(74) *Attorney, Agent, or Firm* — Studebaker & Brackett  
PC

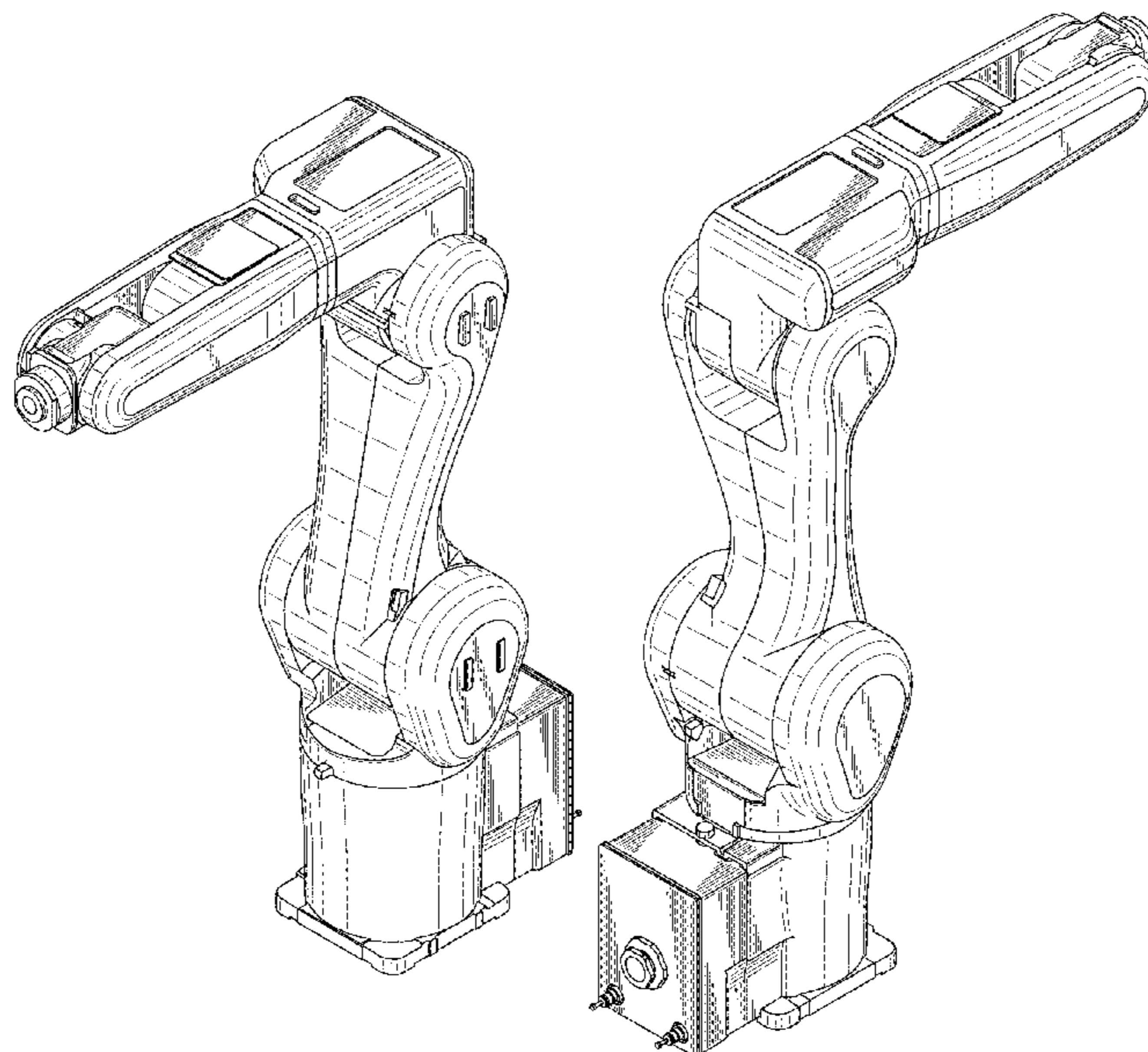
(57) **CLAIM**

The ornamental design for an industrial robot, as shown and described.

**DESCRIPTION**

FIG. 1 is a front, top, and right side perspective view of an industrial robot, showing our new design;  
FIG. 2 is a rear, top, and left side perspective view thereof;  
FIG. 3 is a front view thereof;  
FIG. 4 is a rear view thereof;  
FIG. 5 is a top view thereof;  
FIG. 6 is a bottom view thereof;  
FIG. 7 is a right side view thereof; and,  
FIG. 8 is a left side view thereof.

**1 Claim, 8 Drawing Sheets**



(56)

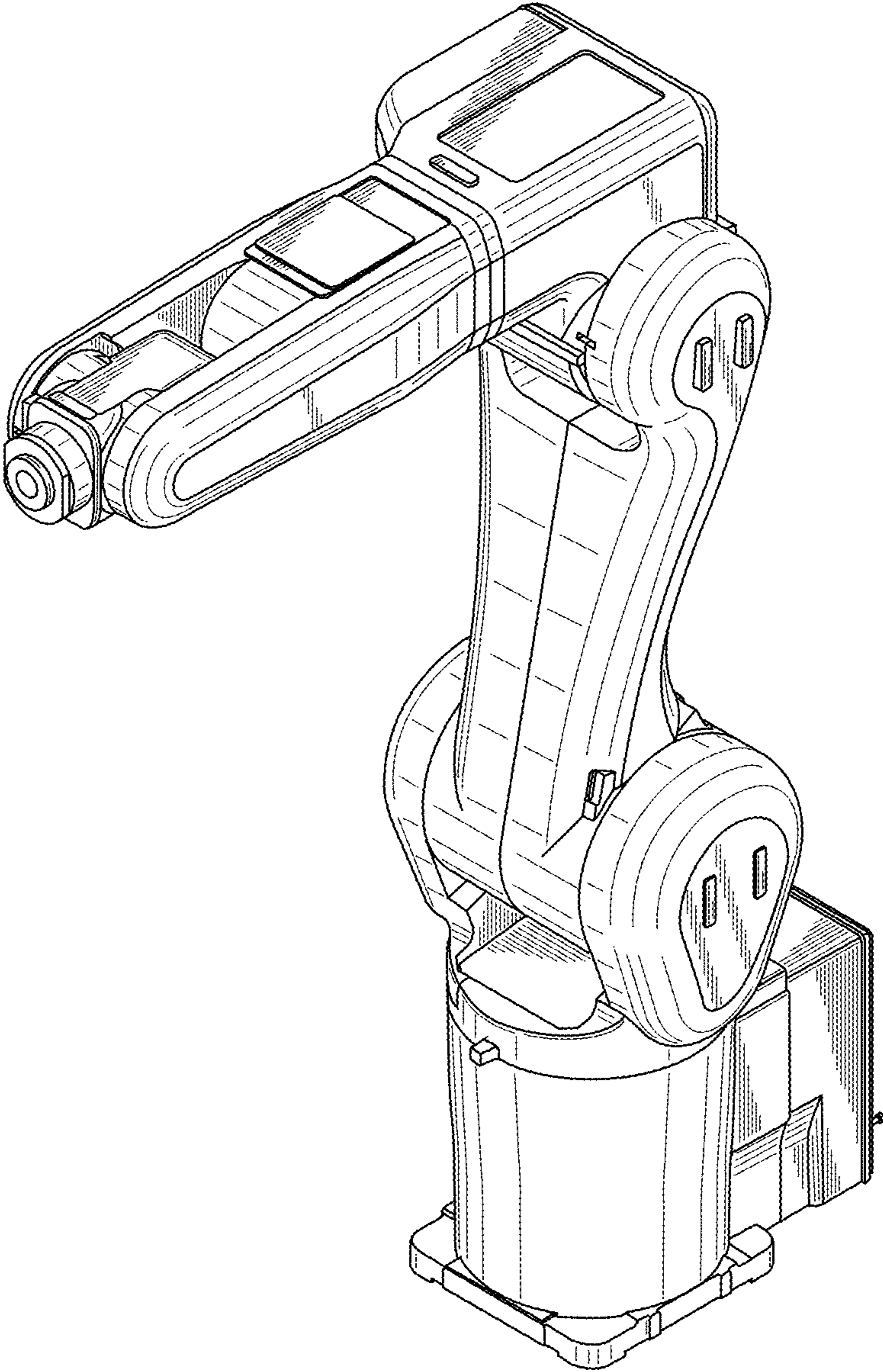
**References Cited**

U.S. PATENT DOCUMENTS

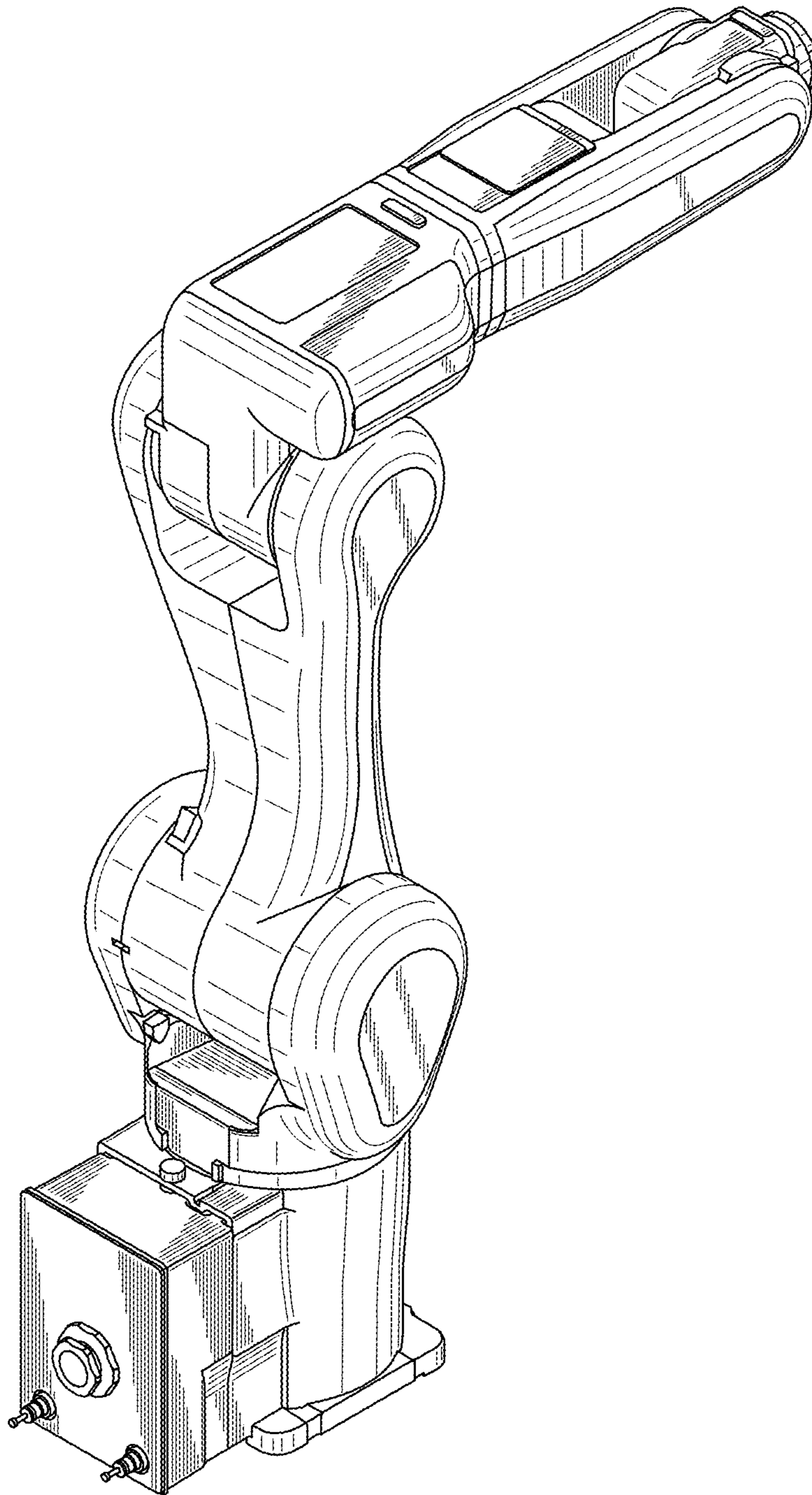
2005/0126327 A1\* 6/2005 Markert ..... B25J 19/0054  
74/490.02  
2010/0145520 A1\* 6/2010 Gerio ..... G05B 19/425  
700/264  
2016/0297067 A1\* 10/2016 Kogan ..... B25J 13/06

\* cited by examiner

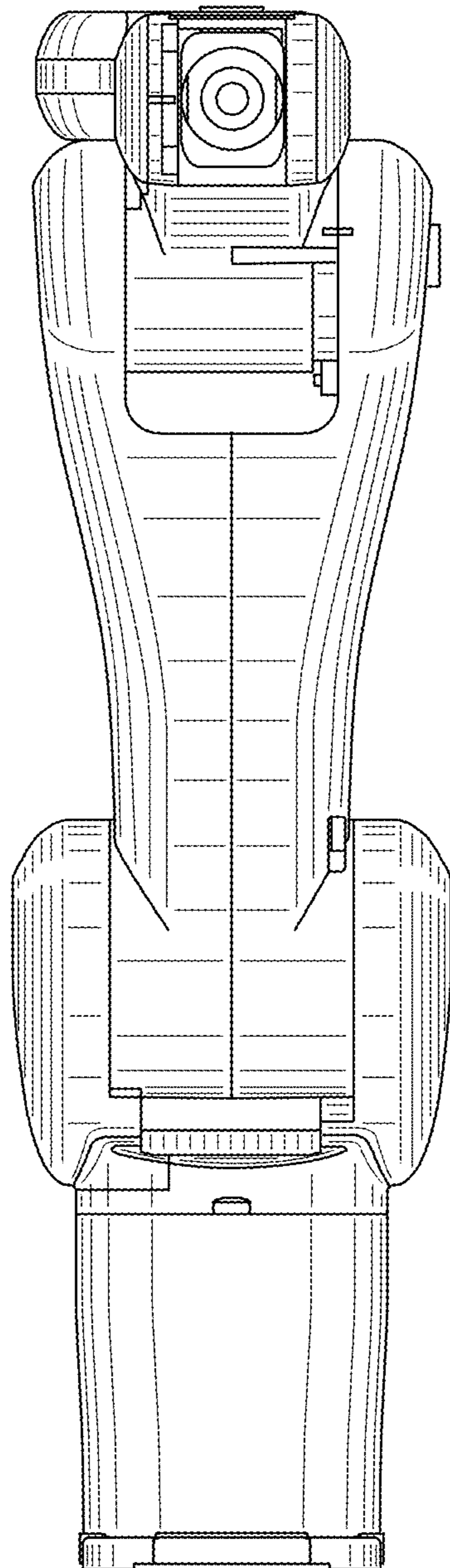
**FIG. 1**



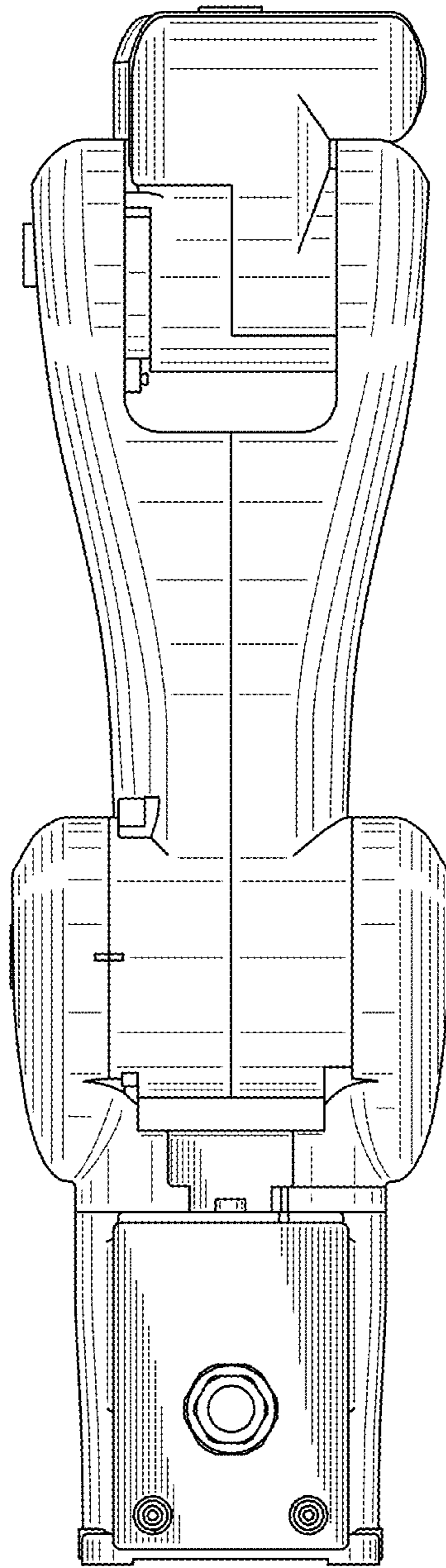
**FIG. 2**



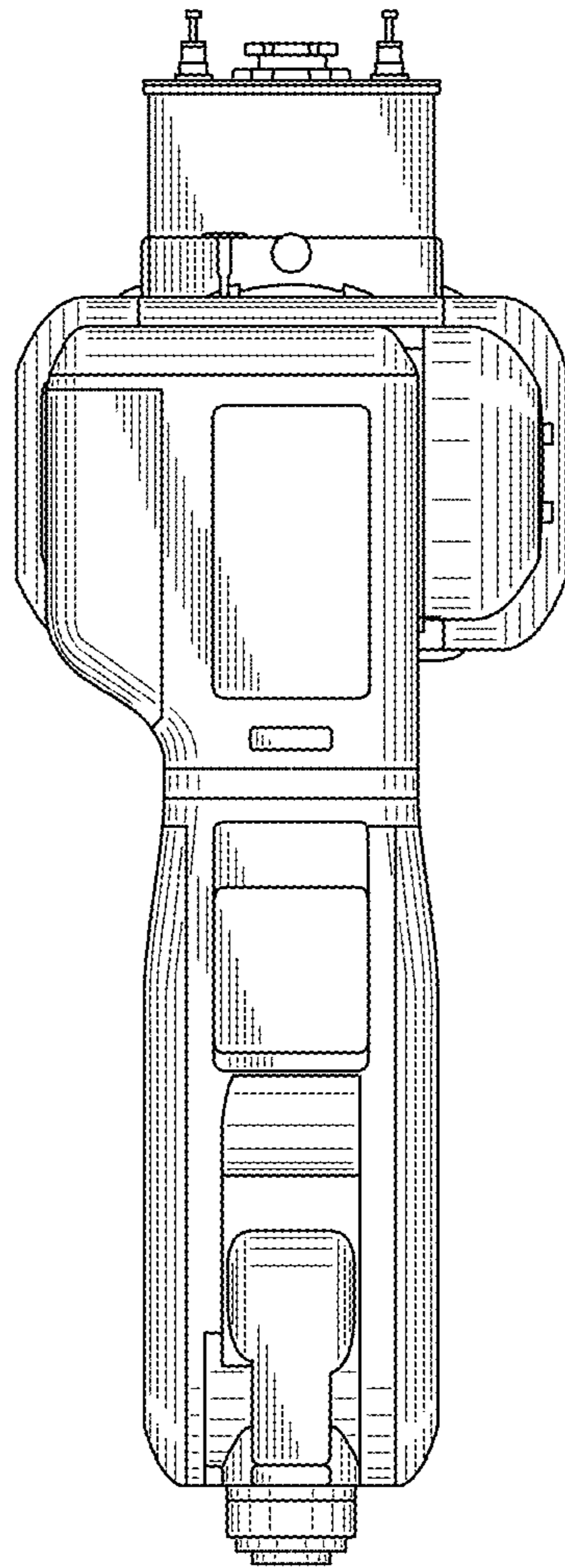
***FIG. 3***



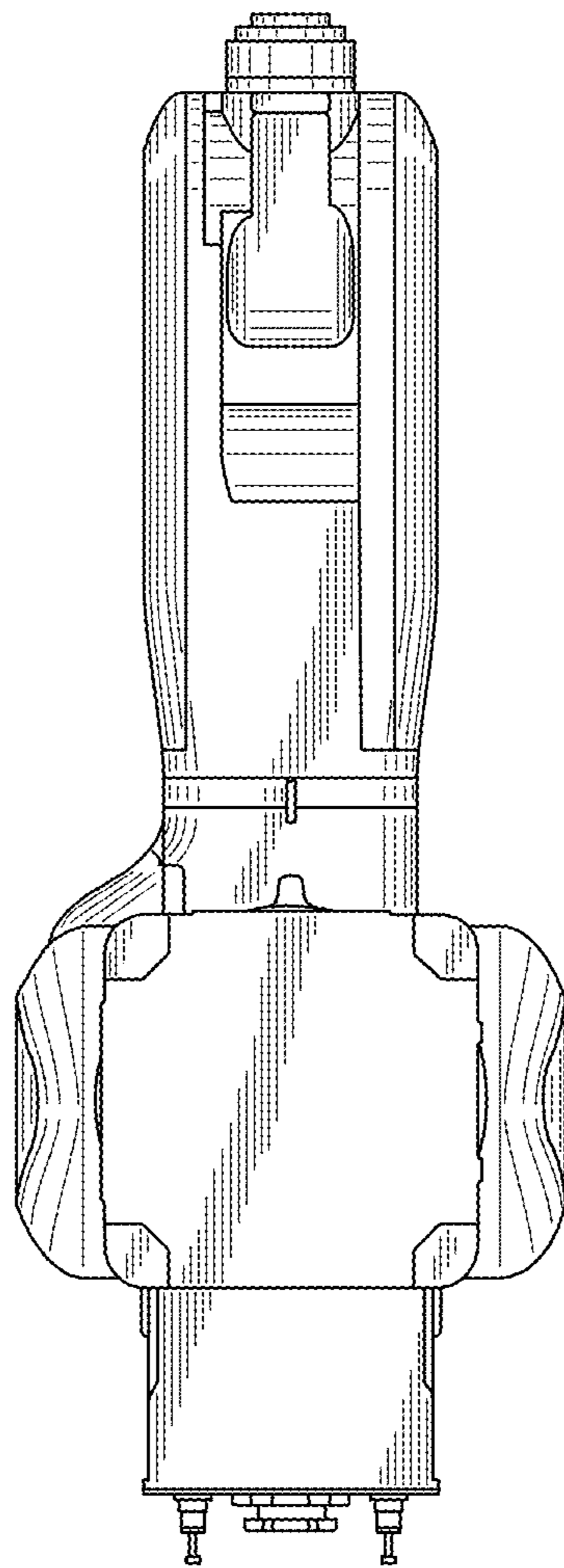
**FIG. 4**



**FIG. 5**

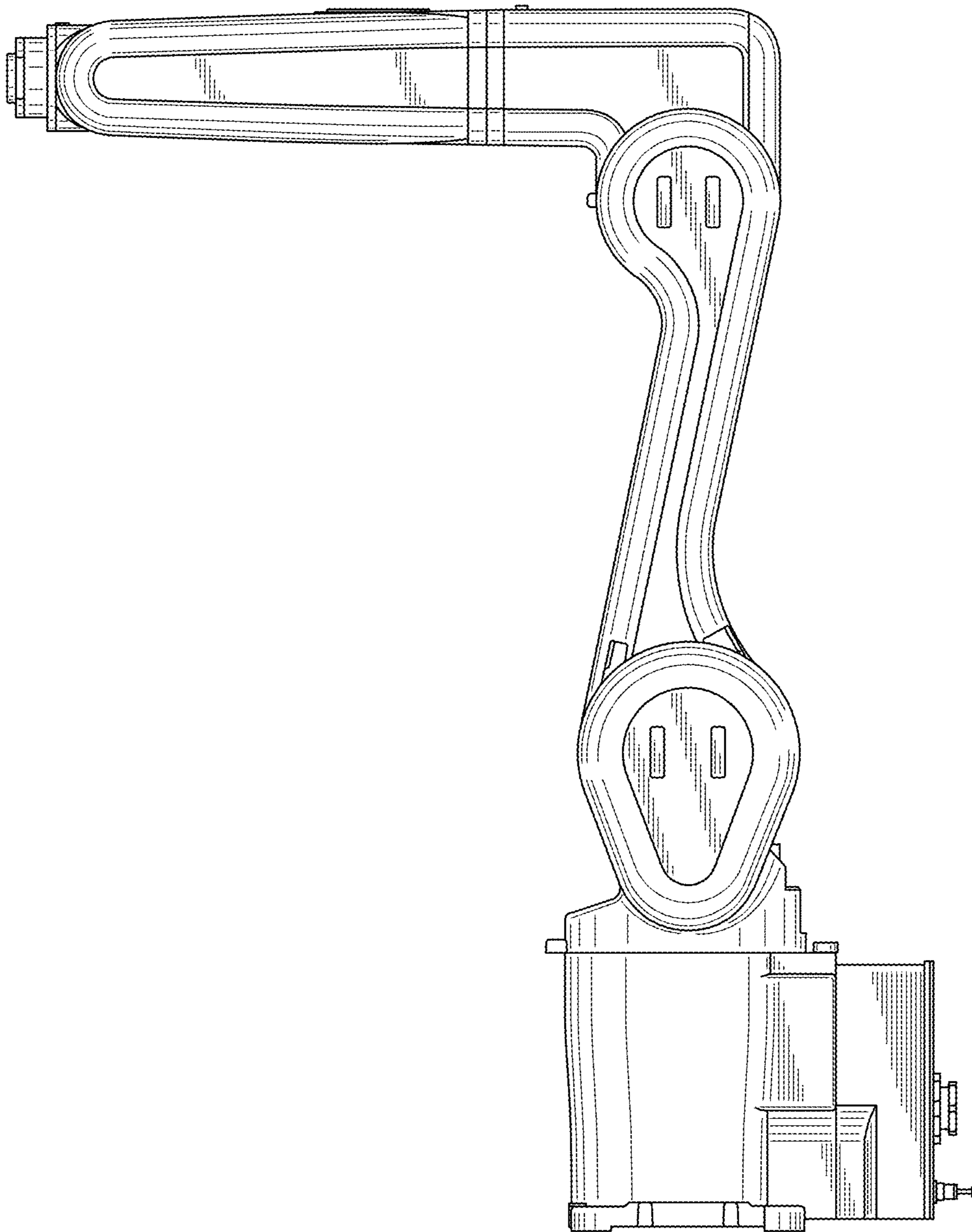


**FIG. 6**





**FIG. 7**



*FIG. 8*

