



US00D892869S

(12) **United States Design Patent**  
**Volpato**

(10) **Patent No.:** **US D892,869 S**

(45) **Date of Patent:** **\*\* Aug. 11, 2020**

(54) **LAWNMOWER FRAME**

(71) Applicant: **STIGA S.p.A. in breve anche ST. S.p.A.**, Castelfranco Veneto (IT)

(72) Inventor: **Michele Volpato**, Riese Pio X (IT)

(73) Assignee: **STIGA S.P.A. IN BREVE ANCHE ST. S.P.A.**, Castelfranco Veneto (IT)

(\*\*) Term: **15 Years**

(21) Appl. No.: **29/688,083**

(22) Filed: **Apr. 18, 2019**

(30) **Foreign Application Priority Data**

Oct. 30, 2018 (EM) ..... 005811973

(51) **LOC (12) Cl.** ..... **15-03**

(52) **U.S. Cl.**  
USPC ..... **D15/31; D15/17**

(58) **Field of Classification Search**  
USPC ..... D15/10, 14, 15, 22-26, 33; 180/69.2, 180/89.1, 89.12, 900; 56/12.7, 15.8, 16.7, 56/13.3, 10.1, 202, 320.1  
CPC ..... A01B 51/026; B62D 49/02; B62D 33/06; B62D 33/0604; B62D 33/0617; B62D 25/10; B60K 15/063; B60K 15/073; B60K 2015/0637

See application file for complete search history.

(56) **References Cited**

**U.S. PATENT DOCUMENTS**

D631,489 S \* 1/2011 Booth ..... D15/31  
D668,695 S \* 10/2012 Ringer ..... D15/31

D691,642 S \* 10/2013 Fujiwara ..... D15/15  
D777,220 S \* 1/2017 Powell ..... D15/31  
D785,681 S \* 5/2017 Okuyama ..... D15/31  
D792,484 S \* 7/2017 Park ..... D15/31  
D799,562 S \* 10/2017 Okuyama ..... D15/31  
D804,539 S \* 12/2017 Okuyama ..... D15/31  
D809,571 S \* 2/2018 Park ..... D15/31  
D837,837 S \* 1/2019 Park ..... D15/31  
D843,421 S \* 3/2019 Gonzales ..... D15/31  
D855,664 S \* 8/2019 Okuyama ..... D15/31  
D861,741 S \* 10/2019 Humphrey ..... D15/31  
D880,537 S \* 4/2020 Roach ..... D15/31

\* cited by examiner

*Primary Examiner* — Mark A Goodwin

(74) *Attorney, Agent, or Firm* — Jacobson Holman, PLLC.

(57) **CLAIM**

I claim the ornamental Design for a lawnmower frame, as shown and described.

**DESCRIPTION**

FIG. 1 shows a front perspective view of a lawnmower frame;  
FIG. 2 shows a top view of FIG. 1;  
FIG. 3 shows a right side view of FIG. 1;  
FIG. 4 shows a left side view of FIG. 1;  
FIG. 5 shows a front view of FIG. 1; and,  
FIG. 6 shows a back view of FIG. 1.

**1 Claim, 6 Drawing Sheets**

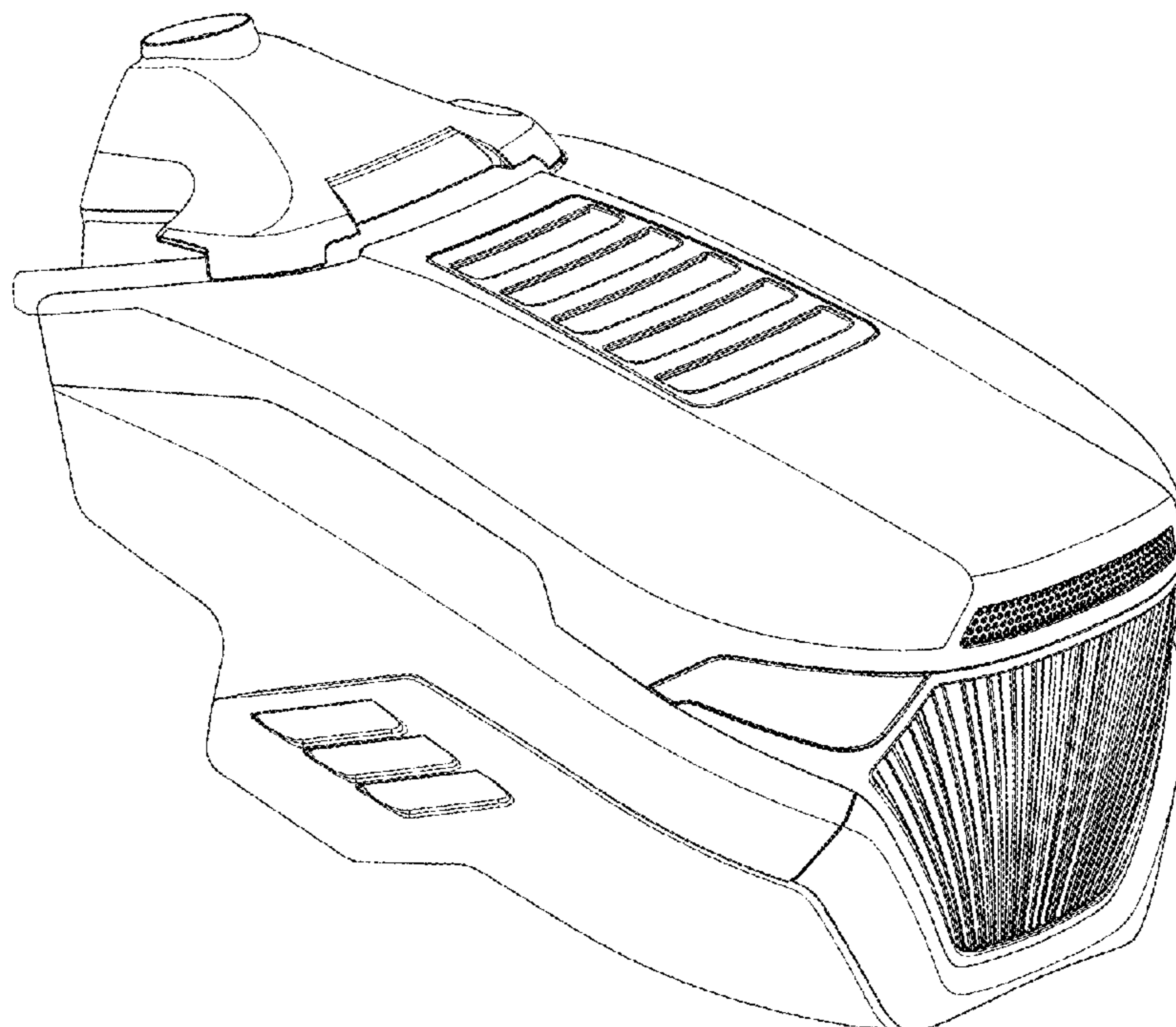
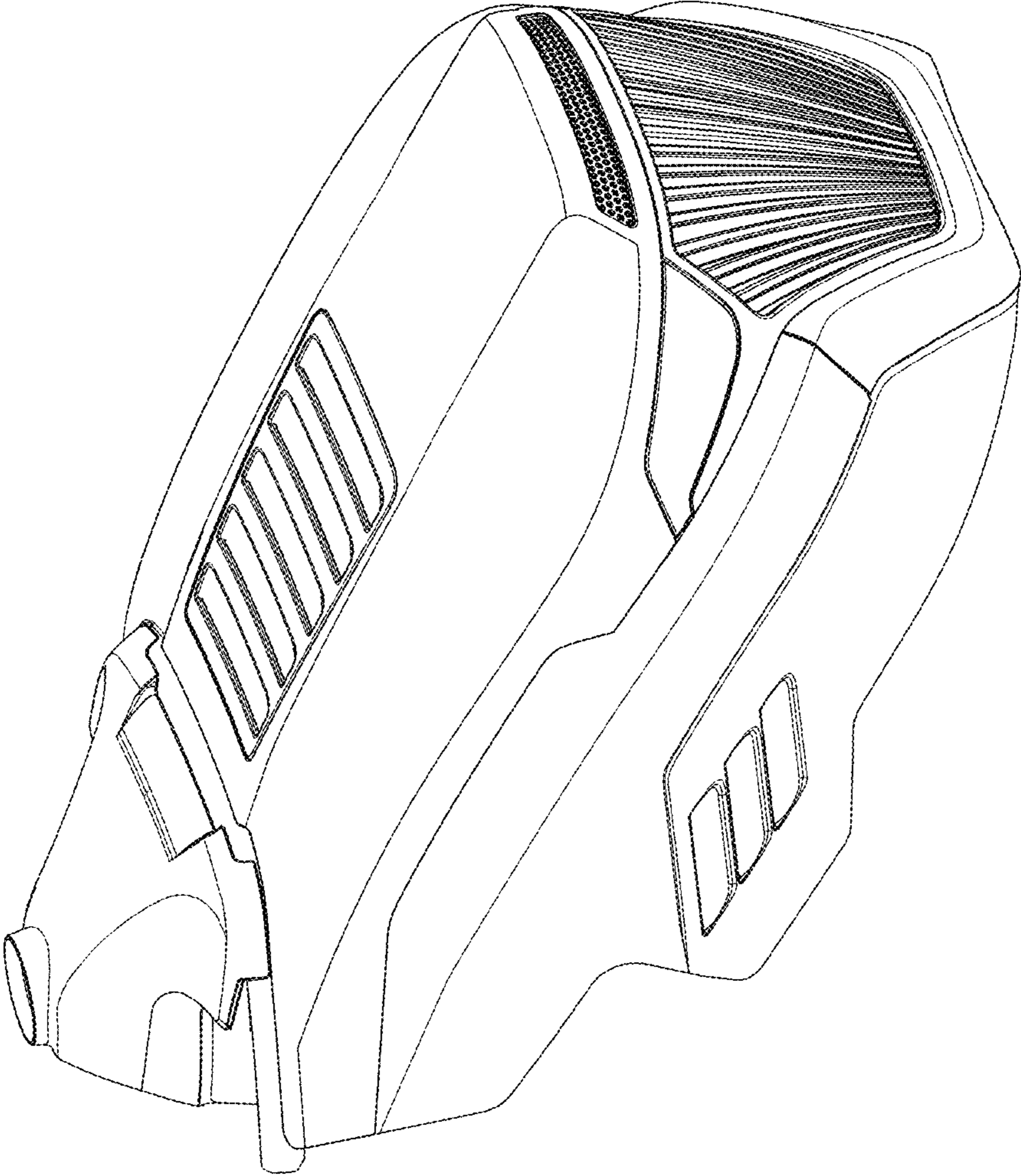


FIG.1



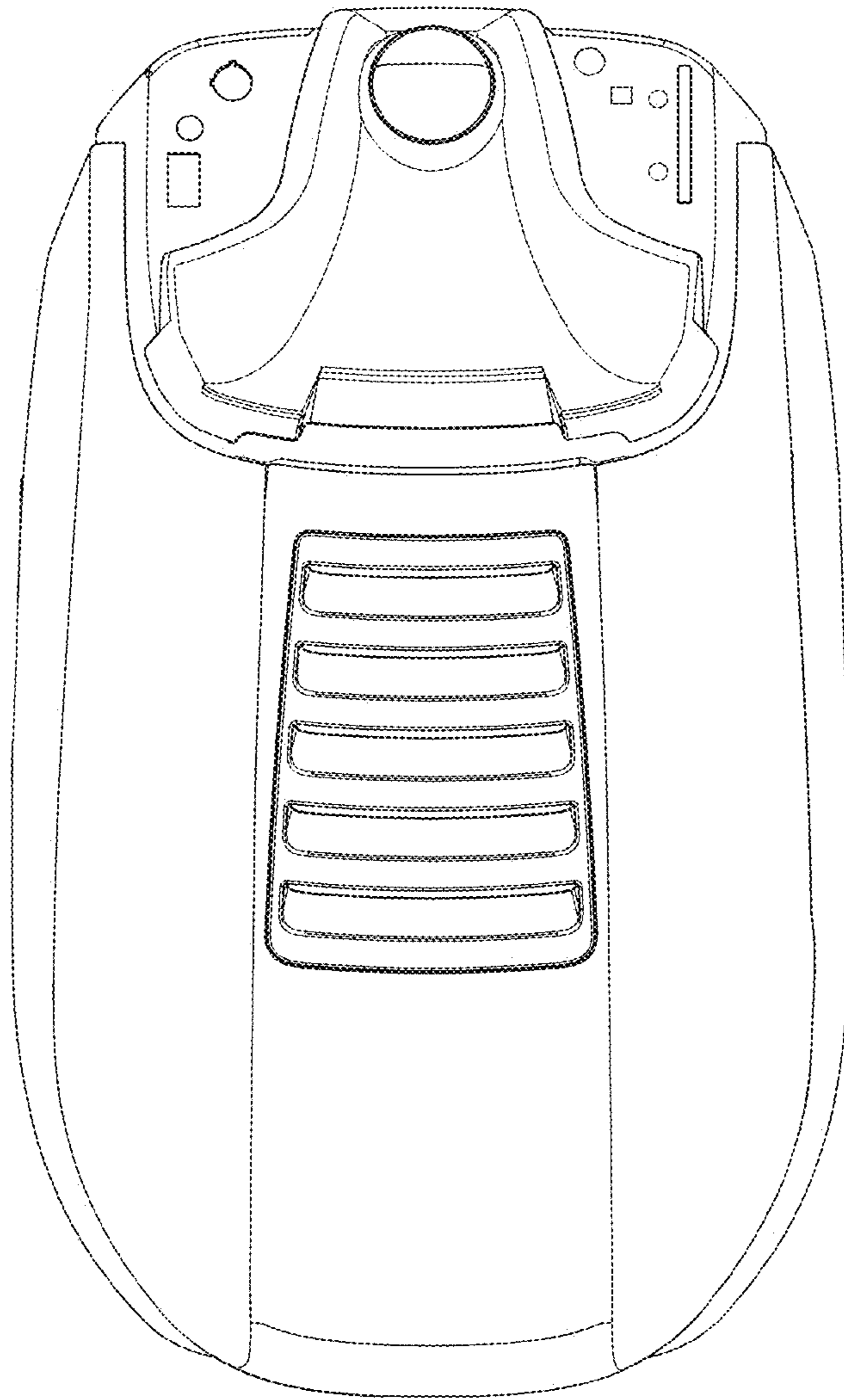


FIG.2

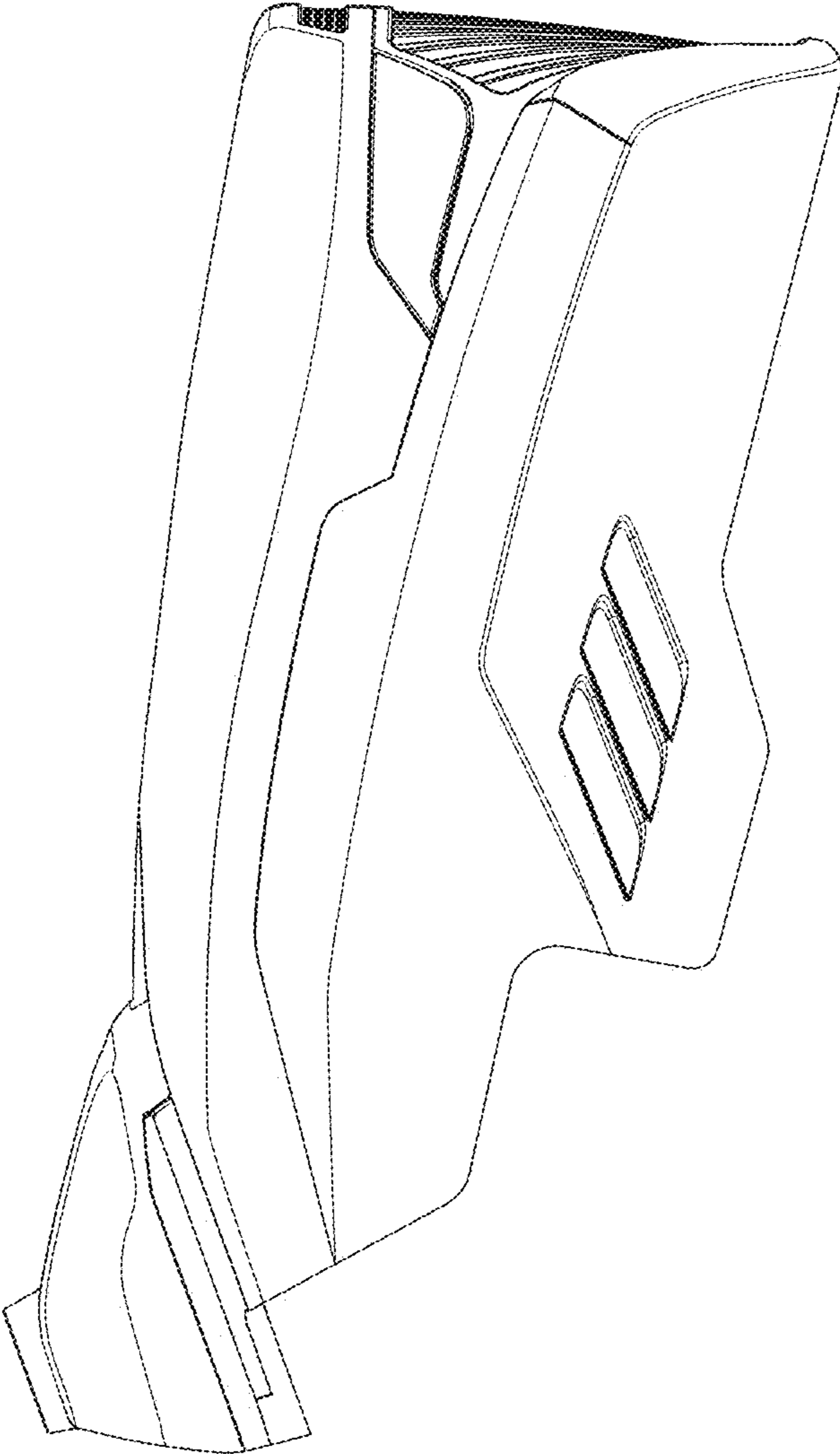
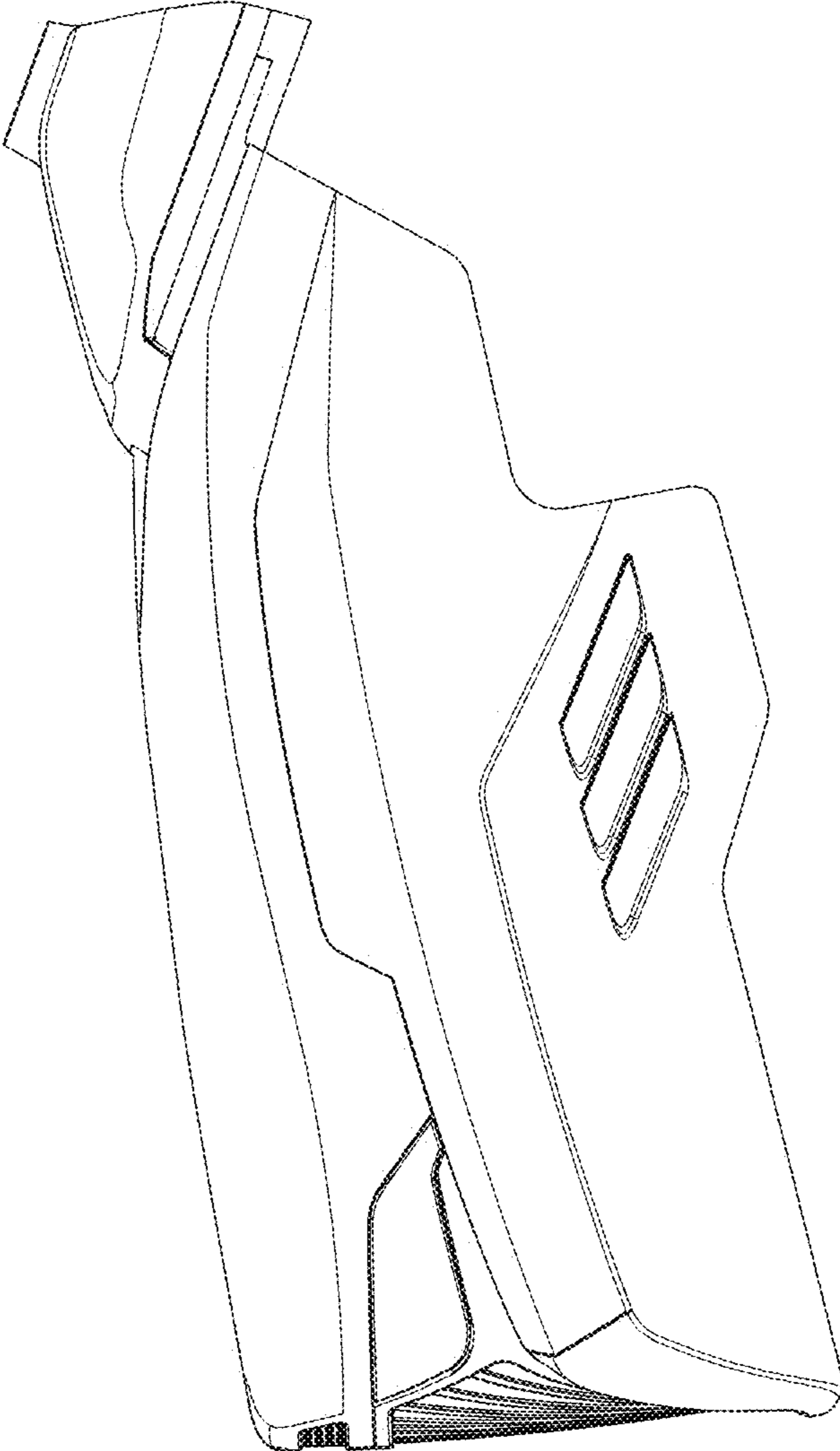


FIG.3

FIG.4



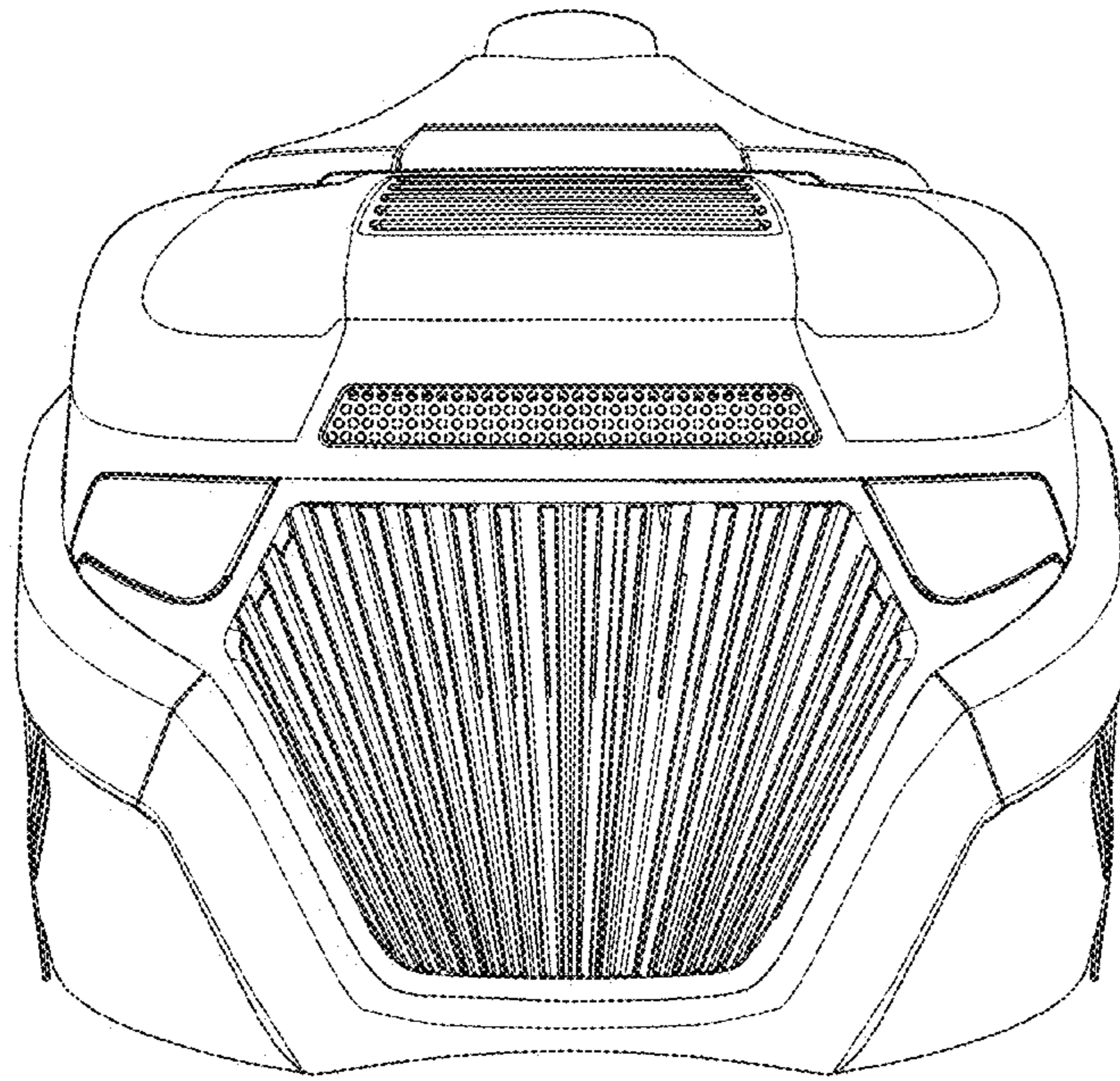


FIG.5

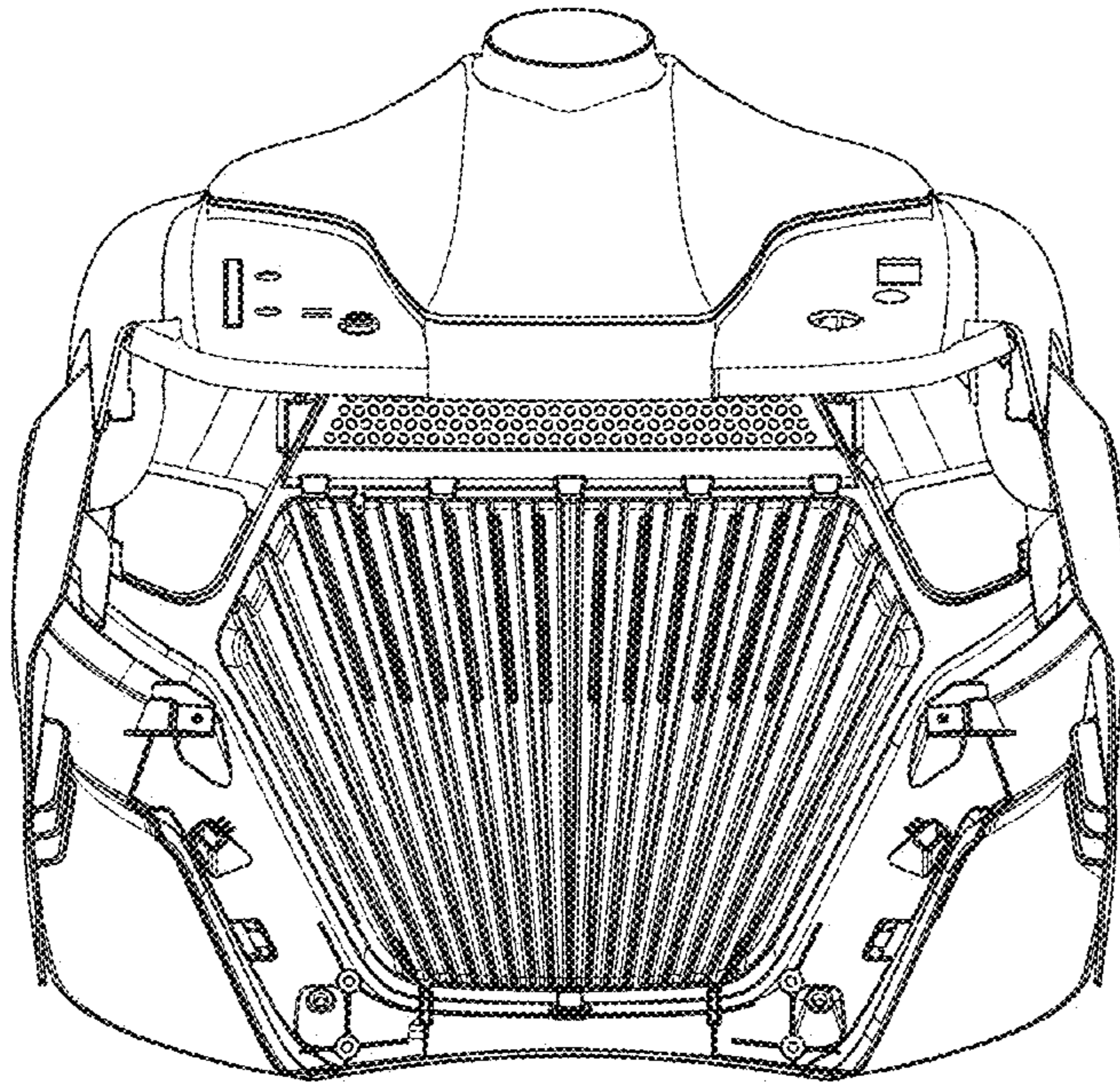


FIG.6