

US00D892800S

(12) **United States Design Patent** (10) **Patent No.:** **US D892,800 S**
Xu (45) **Date of Patent:** **** Aug. 11, 2020**

(54) **STYLUS PEN**
(71) Applicant: **HUAWEI TECHNOLOGIES CO., LTD.**, Shenzhen (CN)
(72) Inventor: **Haosen Xu**, Beijing (CN)
(73) Assignee: **Huawei Technologies Co., Ltd.**, Shenzhen (CN)

D784,991 S 4/2017 Chang et al.
D812,060 S * 3/2018 Lehman D14/411
D848,426 S * 5/2019 Nishizawa D14/411
D879,098 S * 3/2020 Wu D14/411

FOREIGN PATENT DOCUMENTS

JP HD1487672 S 1/2014
KR 3008018220006 S 7/2015
KR 3008018220005 S 8/2015

(**) Term: **15 Years**
(21) Appl. No.: **29/685,802**
(22) Filed: **Mar. 30, 2019**

OTHER PUBLICATIONS

JPHA27000379S Design of a touch pen shown on p. 28 of "Mono Magazine", No. 3 published on Feb. 2, 2015 received on Feb. 4, 2015 by the National Center for Industrial Property Information and Training (INPIT) (Design Division of the JPO Publicly Known Material No. HA27000379).

(30) **Foreign Application Priority Data**

Sep. 30, 2018 (CN) 2018 3 0557305

(Continued)

(51) **LOC (12) Cl.** **14-02**
(52) **U.S. Cl.**
USPC **D14/411**

Primary Examiner — Austin Murphy
(74) *Attorney, Agent, or Firm* — Kilpatrick Townsend & Stockton LLP

(58) **Field of Classification Search**
USPC D14/372, 496, 432, 371, 125, 126, 129, D14/299, 411; D16/300-342; 351/158, 351/153, 144; 345/7-9, 905; 455/344; 348/115, 53, 121, 739
CPC G02B 27/017; G06F 3/016; G06F 3/033; G06F 3/0317; G06F 3/03545; G06F 3/041; G06K 9/222

(57) **CLAIM**
The ornamental design of a stylus pen, as shown and described.

See application file for complete search history.

DESCRIPTION

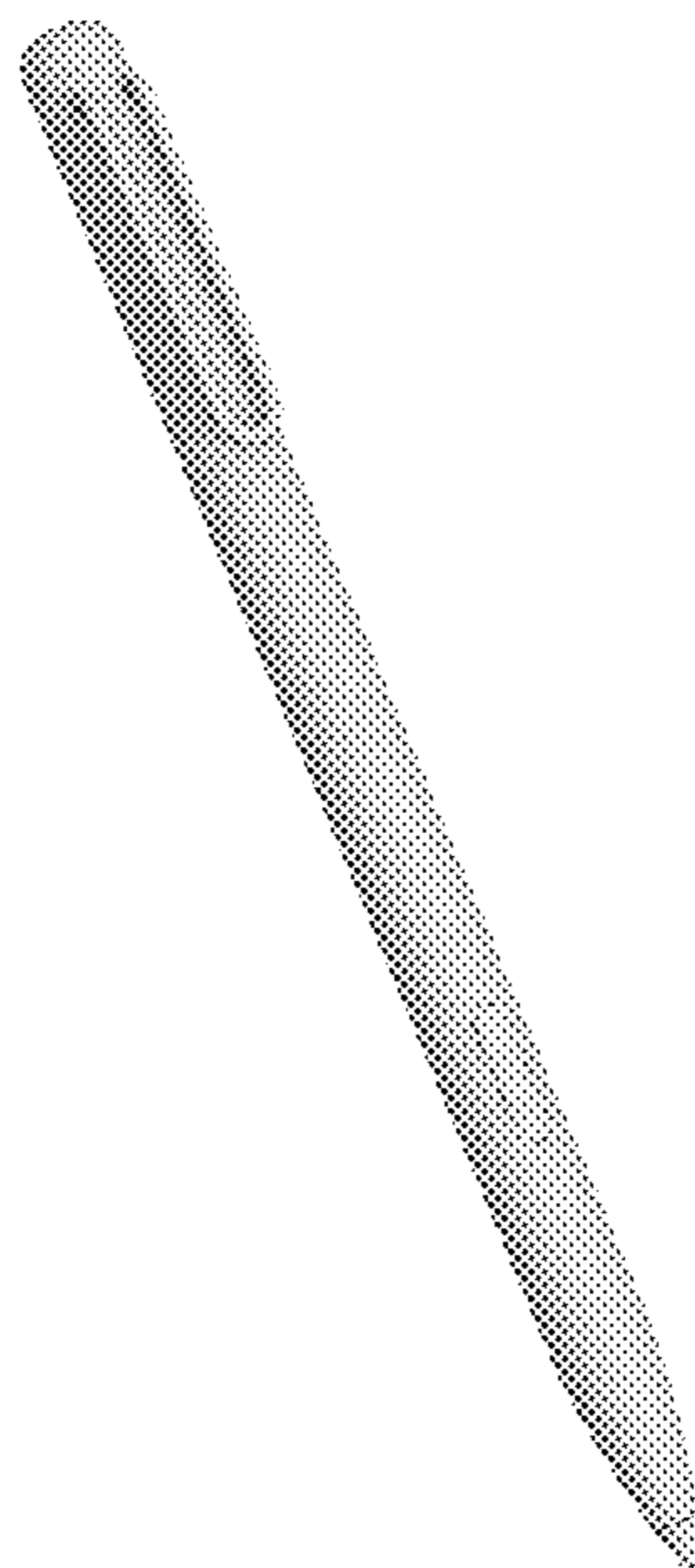
(56) **References Cited**

U.S. PATENT DOCUMENTS

D708,617 S * 7/2014 Nakata D14/411
D717,301 S * 11/2014 Groene D14/411
D717,798 S * 11/2014 Groene D14/411
D740,290 S 10/2015 Chung
D768,133 S * 10/2016 Reed D14/411

FIG. 1 is a front elevation view of a first embodiment of a stylus pen, showing our new design;
FIG. 2 is a rear elevation view thereof;
FIG. 3 is a top plan view thereof;
FIG. 4 is a bottom plan view thereof;
FIG. 5 is a left side elevation view thereof;
FIG. 6 is a right side elevation view thereof; and,
FIG. 7 is a perspective elevation view thereof.
The product of the design is a stylus pen. The figures are line drawings.

1 Claim, 7 Drawing Sheets



(56)

References Cited

OTHER PUBLICATIONS

JPHD18004851S Design of a stylus pen shown on p. 3 of "Small-Medium Size Display Pen tablet device" received on Apr. 28, 2006 by the Design Division of the JPO (Design Division of the JPO Publicly Known Material No. HD18004851).

JPHJ28015318S Dell, Inc. "Dell Active Stylus: Computer Monitors", Printer Toner, Dell Docks!De Website address of the page on which the design is posted: Design of "an electronic pen" shown on the above-identified webpage, Jun. 7, 2016 (Design Division of the JPO Publicly Known Material No. HJ28015318).

* cited by examiner




FIG. 1




FIG. 2



FIG. 3



FIG. 4




FIG. 5




FIG. 6

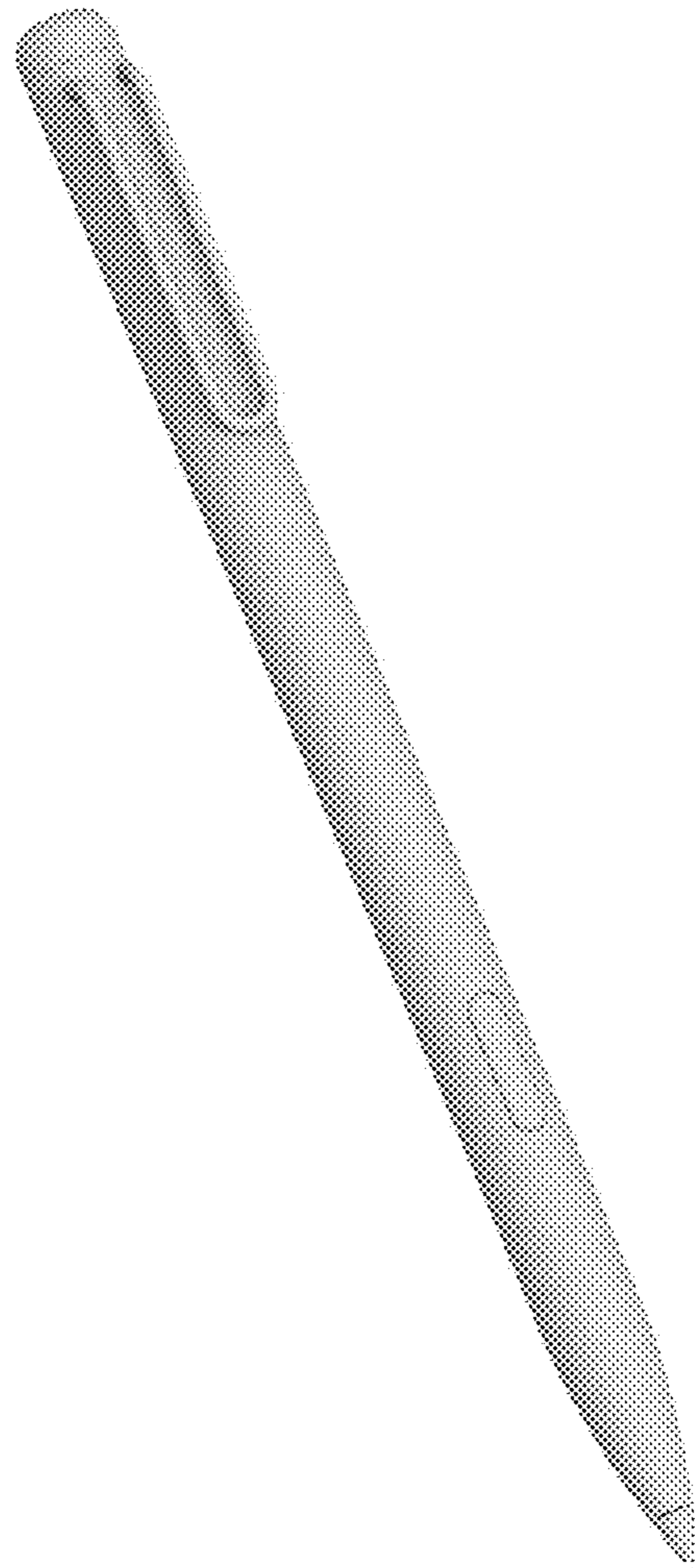


FIG. 7