



US00D892790S

(12) **United States Design Patent**
Moon et al.

(10) **Patent No.:** **US D892,790 S**

(45) **Date of Patent:** **** Aug. 11, 2020**

- (54) **HEAD-MOUNTED DISPLAY**
- (71) Applicant: **SAMSUNG ELECTRONICS CO., LTD.**, Suwon-si, Gyeonggi-do (KR)
- (72) Inventors: **Woo Jung Moon**, Suwon-si (KR);
Yong Hee Cho, Suwon-si (KR)
- (73) Assignee: **SAMSUNG ELECTRONICS CO., LTD.**, Gyeonggi-Do (KR)

D861,681 S *	10/2019	Chen	D14/372
D862,468 S *	10/2019	Chen	D14/372
D864,959 S *	10/2019	Osterhout	D14/372
D870,727 S *	12/2019	Nie	D14/372
D872,079 S *	1/2020	Huang	D14/372
D872,081 S *	1/2020	Denhez	D14/372
D872,082 S *	1/2020	Denhez	D14/372
D872,084 S *	1/2020	Reed	D14/372
D874,459 S *	2/2020	Limaye	D14/372
D875,729 S *	2/2020	Natsume	D14/372
D875,730 S *	2/2020	Lau	D14/372
D880,476 S *	4/2020	Chen	D14/372

(**) Term: **15 Years**

(21) Appl. No.: **29/696,599**

(22) Filed: **Jun. 28, 2019**

(30) **Foreign Application Priority Data**

Feb. 1, 2019 (KR) 30-2019-0005207

(51) **LOC (12) Cl.** **14-02**

(52) **U.S. Cl.**
USPC **D14/372**

(58) **Field of Classification Search**
USPC D14/372, 496, 432, 371, 125, 126, 129,
D14/299; D16/300-342; 351/158, 153,
351/144; 345/7-9, 905; 455/344;
348/115, 53, 121, 739
CPC G02B 27/017; G02B 27/0158; G02B
27/0161; G02B 27/0181; G02B 27/0185;
G02B 27/0189

See application file for complete search history.

(56) **References Cited**

U.S. PATENT DOCUMENTS

D515,615 S	2/2006	Fecteau et al.	
D765,075 S	8/2016	Rochat et al.	
D840,397 S *	2/2019	Li	D14/372
D844,605 S *	4/2019	Yeh	D14/372
D860,201 S *	9/2019	Lee	D14/372

FOREIGN PATENT DOCUMENTS

CN	303711328 S	6/2016
CN	304444677 S	1/2018
EM	002699090-0001	5/2015

* cited by examiner

Primary Examiner — Austin Murphy

(74) *Attorney, Agent, or Firm* — Cantor Colburn LLP

(57) **CLAIM**

The ornamental design for a head-mounted display, as shown and described.

DESCRIPTION

FIG. 1 is a front perspective view of a head-mounted display, showing our new design;
FIG. 2 is a front view thereof;
FIG. 3 is a rear view thereof;
FIG. 4 is a left-side view thereof;
FIG. 5 is a right-side view thereof;
FIG. 6 is a top view thereof;
FIG. 7 is a bottom view thereof; and,
FIG. 8 is another perspective view thereof with an unclaimed cable line.

The broken lines illustrating portions of the head-mounted display form no part of the claimed design.

1 Claim, 8 Drawing Sheets

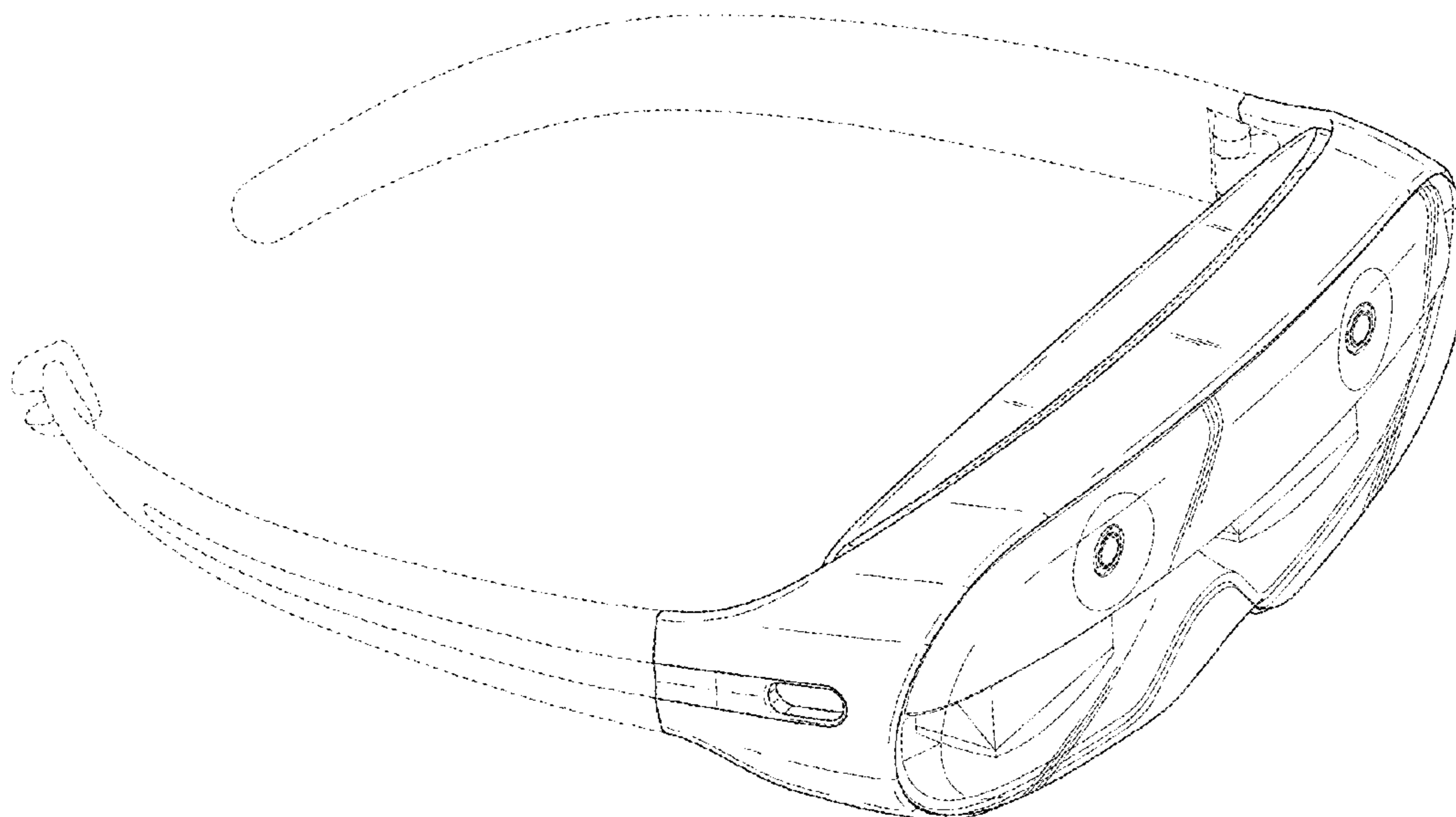


FIG. 1

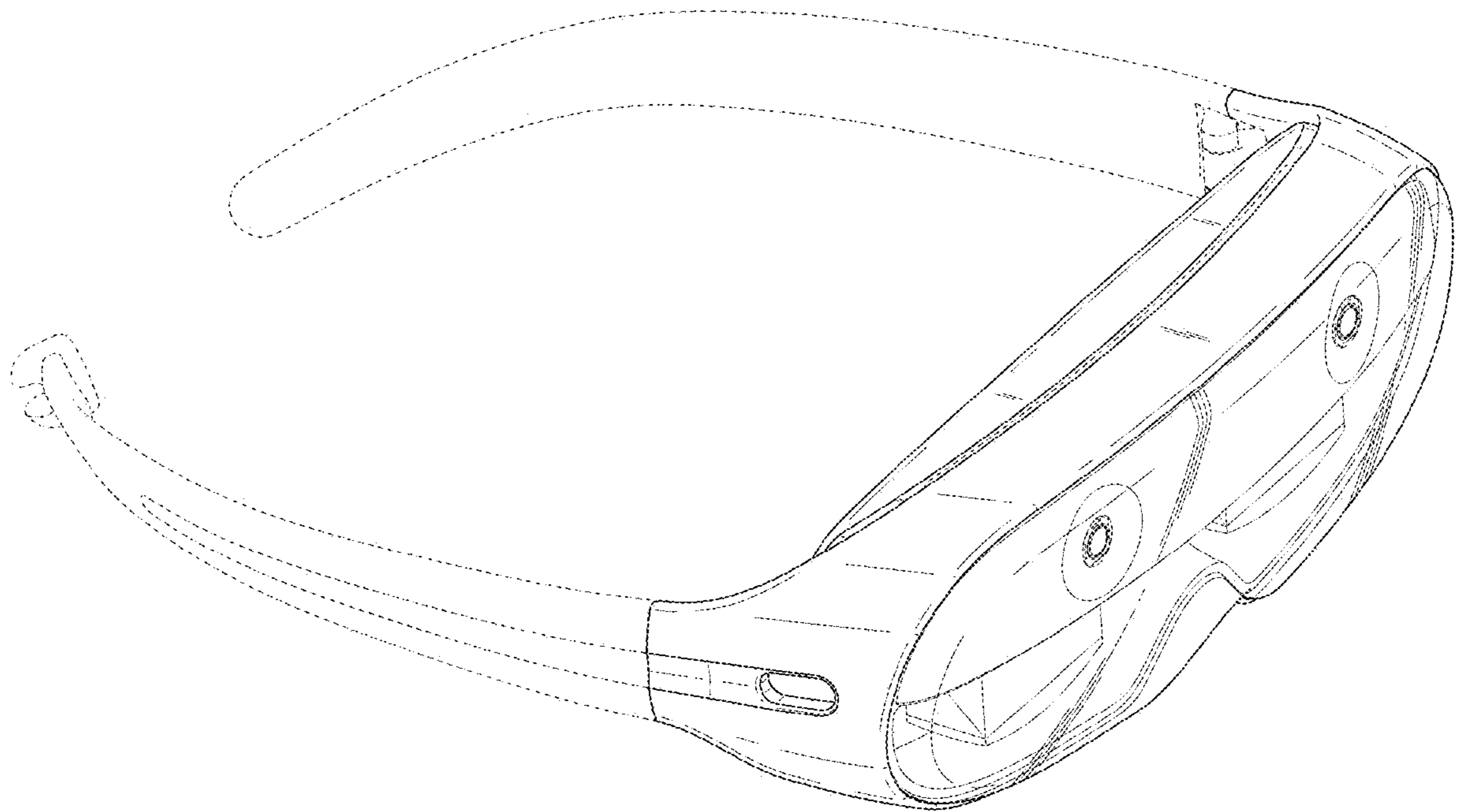


FIG. 2

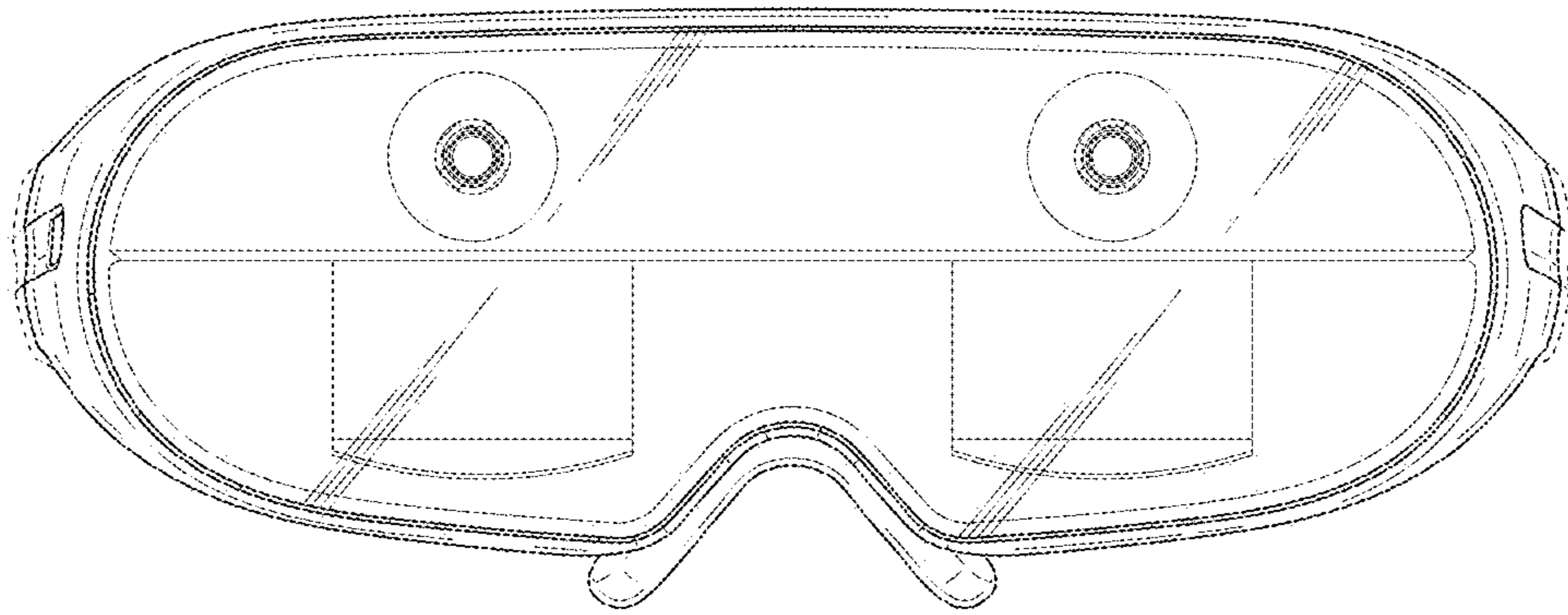


FIG. 3

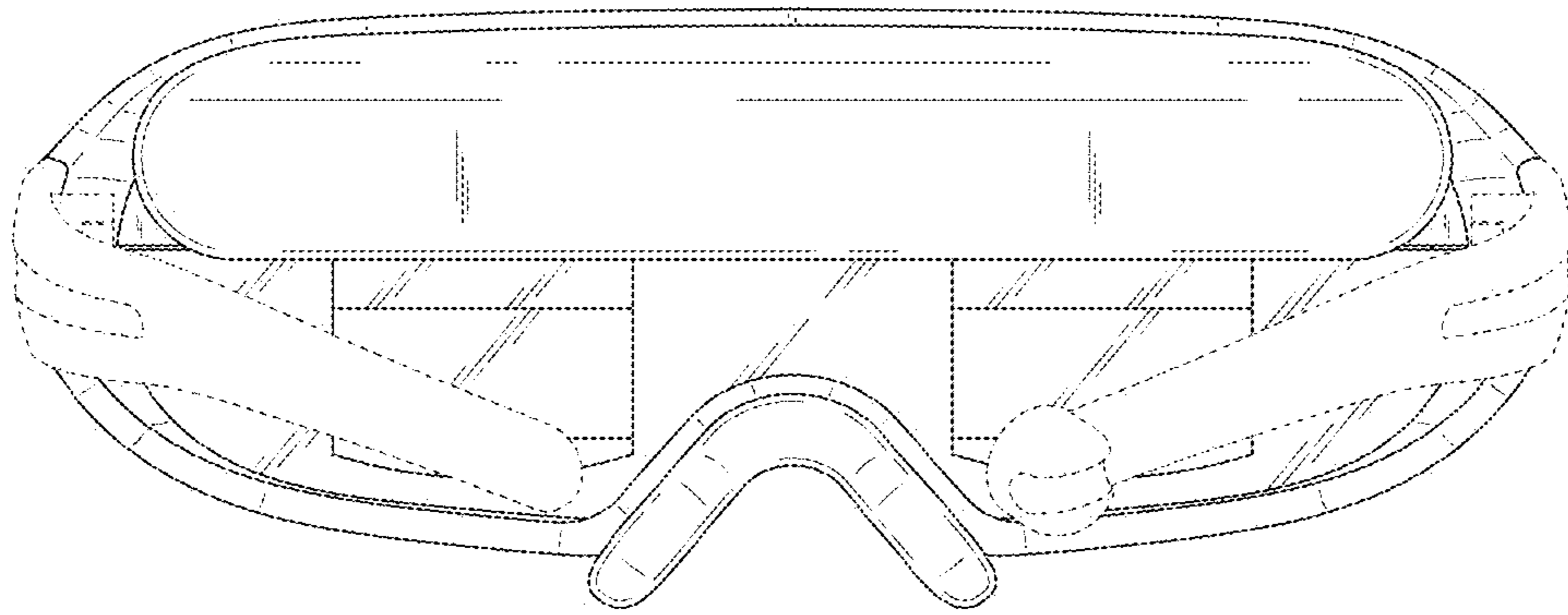


FIG. 4

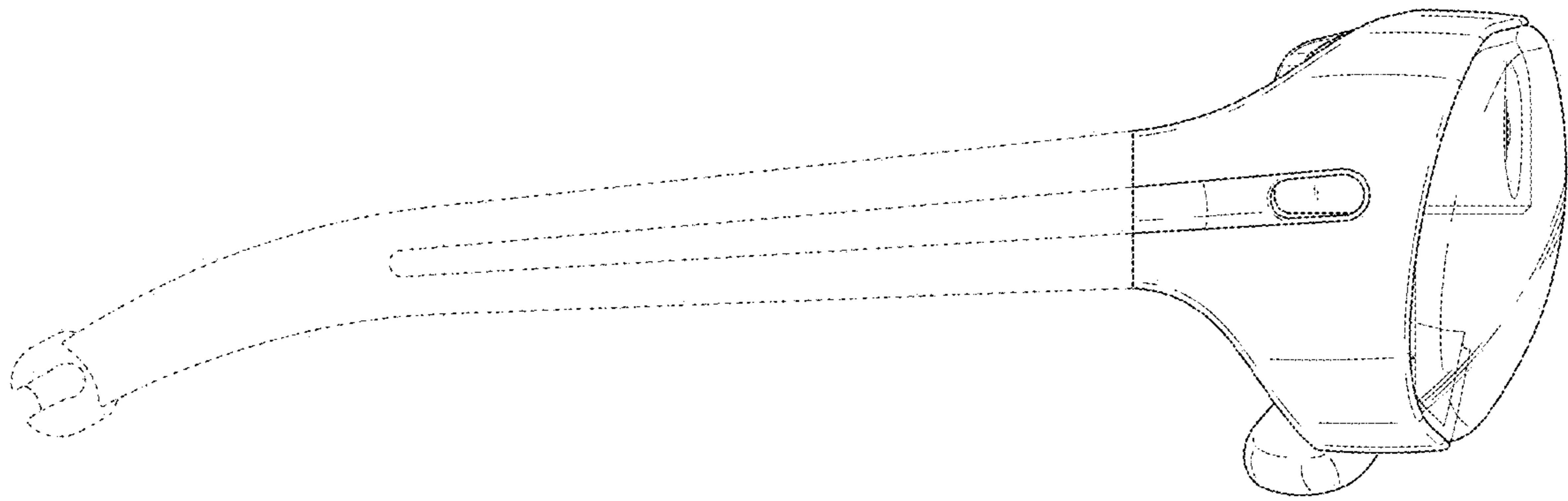


FIG. 5

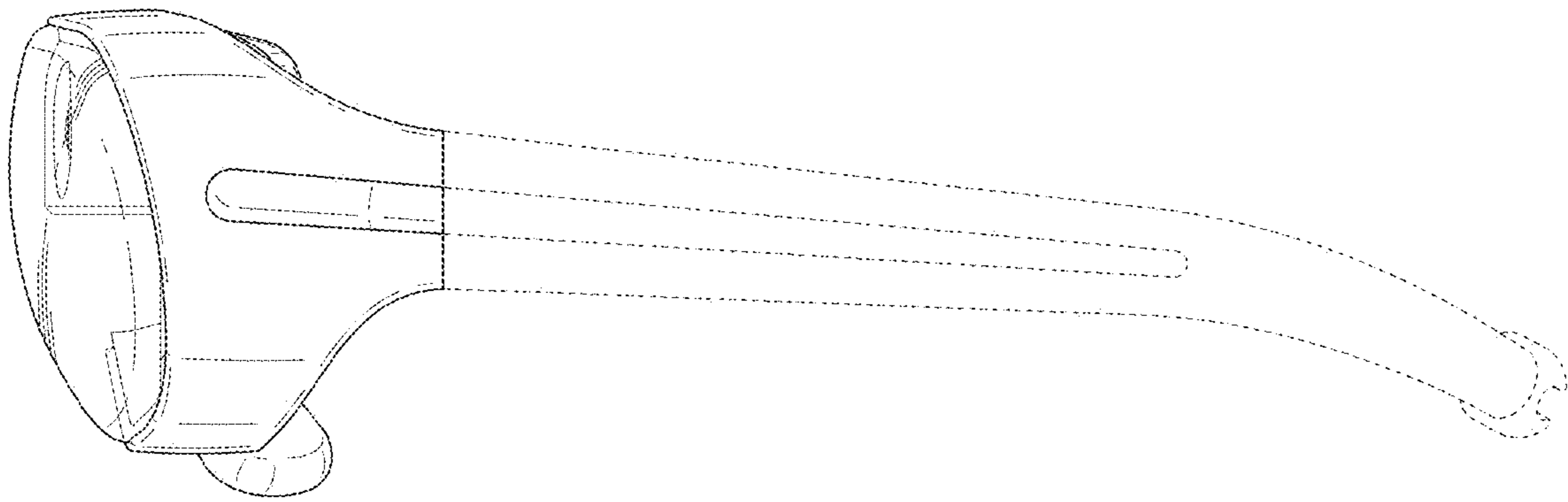


FIG. 6

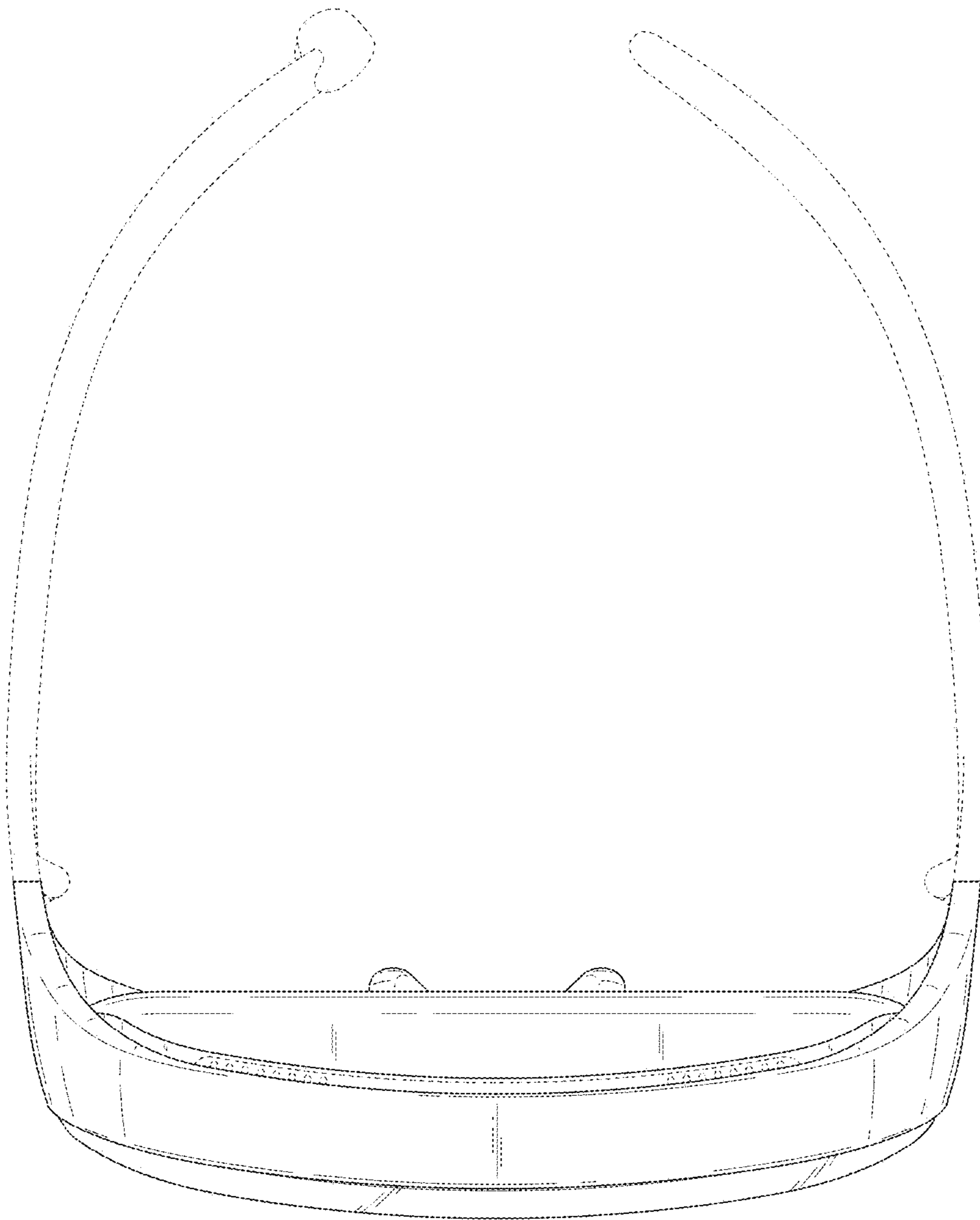


FIG. 7




FIG. 8

