

US00D892782S

(12) **United States Design Patent** (10) **Patent No.:** **US D892,782 S**
Liu (45) **Date of Patent:** **** Aug. 11, 2020**

(54) **MOBILE PHONE**

(71) Applicant: **HUAWEI TECHNOLOGIES CO., LTD.**, Shenzhen (CN)

(72) Inventor: **Zhaozhao Liu**, Shenzhen (CN)

(73) Assignee: **HUAWEI TECHNOLOGIES CO., LTD.**, Shenzhen (CN)

(**) Term: **15 Years**

(21) Appl. No.: **29/662,902**

(22) Filed: **Sep. 10, 2018**

(30) **Foreign Application Priority Data**

Mar. 9, 2018 (CN) 2018 3 0087149

(51) **LOC (12) Cl.** **14-03**

(52) **U.S. Cl.**
USPC **D14/248; D14/138 C**

(58) **Field of Classification Search**
USPC D14/248, 138 G, 138 AD, 138 AB,
D14/138 AA, 138 C

(Continued)

(56) **References Cited**

U.S. PATENT DOCUMENTS

D541,252 S * 4/2007 Kim D14/138 AA
D543,523 S * 5/2007 Lee D14/138 AA
(Continued)

FOREIGN PATENT DOCUMENTS

CN 305109388 S 4/2019

Primary Examiner — Bridget L Eland

(74) *Attorney, Agent, or Firm* — Kilpatrick Townsend & Stockton LLP


(57) **CLAIM**

The ornamental design for a mobile phone, as shown and described.

DESCRIPTION

FIG. 1 is a front view of a first embodiment of a mobile phone showing my new design;
FIG. 2 is a rear view thereof;
FIG. 3 is a left side view thereof;
FIG. 4 is a right side view thereof;
FIG. 5 is a top view thereof;
FIG. 6 is a bottom view thereof;
FIG. 7 is a front view of a second embodiment of a mobile phone showing my new design;
FIG. 8 is a rear view thereof;
FIG. 9 is a left side view thereof;
FIG. 10 is a right side view thereof;
FIG. 11 is a top view thereof;
FIG. 12 is a bottom view thereof;
FIG. 13 is a front view of a third embodiment of a mobile phone showing my new design;
FIG. 14 is a rear view thereof;
FIG. 15 is a left side view thereof;
FIG. 16 is a right side view thereof;
FIG. 17 is a top view thereof;
FIG. 18 is a bottom view thereof;
FIG. 19 is a front view of a fourth embodiment of a mobile phone showing my new design;
FIG. 20 is a rear view thereof;
FIG. 21 is a left side view thereof;
FIG. 22 is a right side view thereof;
FIG. 23 is a top view thereof;
FIG. 24 is a bottom view thereof;
FIG. 25 is a front view of a fifth embodiment of a mobile phone showing my new design;
FIG. 26 is a rear view thereof;
FIG. 27 is a left side view thereof;
FIG. 28 is a right side view thereof;
FIG. 29 is a top view thereof; and
FIG. 30 is a bottom view thereof.
The broken line showing of portions of the mobile phone in FIGS. 1 through 30 represent environmental structure and form no part of the claimed design.

1 Claim, 30 Drawing Sheets



- (58) **Field of Classification Search**
 CPC H04M 1/02; H04M 1/0279; H04M 1/0202;
 H04M 1/0283; H04M 1/0268
 See application file for complete search history.

(56) **References Cited**

U.S. PATENT DOCUMENTS

D546,810 S * 7/2007 Kwak D14/138 AA
 D548,214 S * 8/2007 Kim D14/138 AD
 D549,203 S * 8/2007 Kim D14/138 AC
 D566,083 S * 4/2008 Kim D14/138 AB
 D579,906 S * 11/2008 Kim D14/138 AB
 D589,487 S * 3/2009 Park D14/138 AD
 D605,152 S * 12/2009 Burns D14/138 R
 D620,912 S * 8/2010 Kim D14/138 AD
 D623,157 S * 9/2010 Shinsaku D14/138 AD
 D666,984 S * 9/2012 Suzuki D14/138 G
 D673,131 S * 12/2012 Sugiyama D14/138 G
 D676,009 S * 2/2013 Hirota D14/138 AD
 D705,747 S * 5/2014 Boucquey D14/138 G
 D734,733 S * 7/2015 Park D14/138 G
 D744,450 S * 12/2015 Kim D14/138 G
 D752,008 S * 3/2016 Lee D14/138 G
 D755,148 S * 5/2016 Wu D14/138 G
 D755,150 S * 5/2016 Kim D14/138 G
 D756,949 S * 5/2016 Kim D14/138 G
 D767,524 S * 9/2016 Geng D14/138 G
 D780,143 S * 2/2017 Ahn D14/138 G

D780,709 S * 3/2017 Kim D14/138 G
 D790,535 S * 6/2017 Akana D14/341
 D793,981 S * 8/2017 Seo D14/138 G
 D807,316 S * 1/2018 Kang D14/138 G
 D811,358 S * 2/2018 Yamagishi D14/138 G
 D815,080 S * 4/2018 Cho D14/248
 D819,004 S * 5/2018 Cho D14/248
 D820,255 S * 6/2018 Akana D14/341
 D821,378 S * 6/2018 Cho D14/248
 D825,541 S * 8/2018 Shin D14/248
 D831,015 S * 10/2018 Choe D14/248
 D831,628 S * 10/2018 Choe D14/248
 D842,831 S * 3/2019 Kim D14/138 G
 D846,523 S * 4/2019 Choe D14/138 G
 D848,999 S * 5/2019 Akana D14/341
 D849,707 S * 5/2019 Choi D14/138 G
 D850,401 S * 6/2019 Fan D14/138 G
 D851,054 S * 6/2019 Nalbandian D14/138 G
 D852,157 S * 6/2019 Lin D14/138 G
 D852,769 S * 7/2019 Li D14/138 G
 D856,296 S * 8/2019 McPhail D14/138 G
 D859,381 S * 9/2019 Lin D14/248
 D859,398 S * 9/2019 Akana D14/341
 D861,630 S * 10/2019 Chiang D14/138 G
 D863,245 S * 10/2019 Yuan D14/138 G
 D864,141 S * 10/2019 Kim D14/138 G
 D865,700 S * 11/2019 Shin D14/138 G
 D868,060 S * 11/2019 Akana D14/341
 D870,087 S * 12/2019 Lin D14/248

* cited by examiner




FIG. 1




FIG. 2




FIG. 3




FIG. 4




FIG. 5



FIG. 6




FIG. 7




FIG. 8




FIG. 9




FIG. 10




FIG. 11




FIG. 12




FIG. 13




FIG. 14




FIG. 15




FIG. 16




FIG. 17




FIG. 18




FIG. 19




FIG. 20




FIG. 21




FIG. 22



FIG. 23




FIG. 24




FIG. 25




FIG. 26




FIG. 27




FIG. 28




FIG. 29



FIG. 30