



US00D892775S

(12) **United States Design Patent**
Yang

(10) **Patent No.:** **US D892,775 S**

(45) **Date of Patent:** **** Aug. 11, 2020**

- (54) **ANTENNA**
- (71) Applicant: **Shenzhen 1Byone Technology Co., Ltd.**, Shenzhen (CN)
- (72) Inventor: **Ruishi Yang**, Shenzhen (CN)
- (73) Assignee: **SHENZHEN 1BOYNE TECHNOLOGY CO., LTD.**, Shenzhen, Guangdong (CN)
- (**) Term: **15 Years**
- (21) Appl. No.: **29/669,043**
- (22) Filed: **Nov. 5, 2018**
- (51) **LOC (12) Cl.** **14-03**
- (52) **U.S. Cl.**
USPC **D14/230**
- (58) **Field of Classification Search**
USPC D14/138, 230–238, 299, 358; D12/42, D12/43
CPC H01Q 7/00; H01Q 13/10; H01Q 9/285; H01Q 19/30; H01Q 19/12; H01Q 1/38; H01Q 1/36; H04B 1/0475; H04B 1/034; H05K 11/00
See application file for complete search history.

- 4,182,068 A * 1/1980 Iannucci A01K 69/06 248/505
- 4,982,525 A * 1/1991 Miller A01K 69/10 43/103
- 8,905,357 B1 * 12/2014 Harvey B64G 1/007 244/168
- D842,280 S * 3/2019 Montgomery D14/230
- 10,283,877 B2 * 5/2019 Fenn H01Q 5/48
- D859,371 S * 9/2019 Montgomery D14/230
- 2017/0222326 A1 * 8/2017 Wight H01Q 13/16

* cited by examiner

Primary Examiner — John Windmuller

(74) *Attorney, Agent, or Firm* — Muncy, Geissler, Olds & Lowe, P.C.

(57) **CLAIM**

The ornamental design for an antenna, as shown and described.

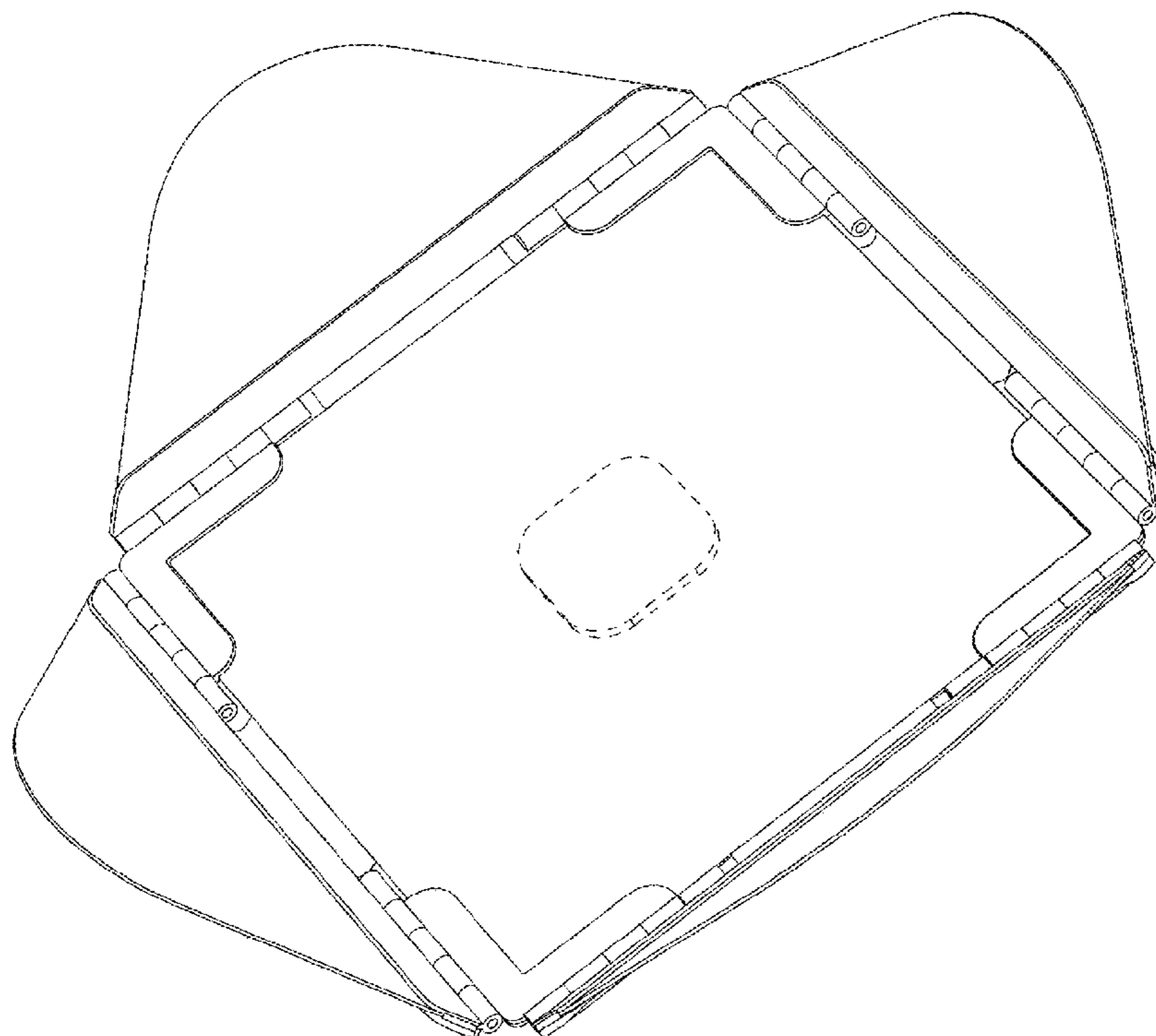
DESCRIPTION

FIG. 1 is a front perspective view of an antenna showing my new design;
 FIG. 2 is a rear perspective view thereof;
 FIG. 3 is a front perspective view thereof, with the side panels in an alternative position;
 FIG. 4 is a front elevational view thereof;
 FIG. 5 is a rear elevational view thereof;
 FIG. 6 is a left side elevational view thereof;
 FIG. 7 is a right side elevational view thereof;
 FIG. 8 is a top plan view thereof; and,
 FIG. 9 is a bottom plan view thereof.

The broken lines illustrate portions of the antenna which form no part of the claimed design.

- (56) **References Cited**
U.S. PATENT DOCUMENTS
1,728,645 A * 9/1929 Ward A01K 69/08 43/100
3,493,765 A * 2/1970 Horn B64G 1/36 250/206.2

1 Claim, 9 Drawing Sheets



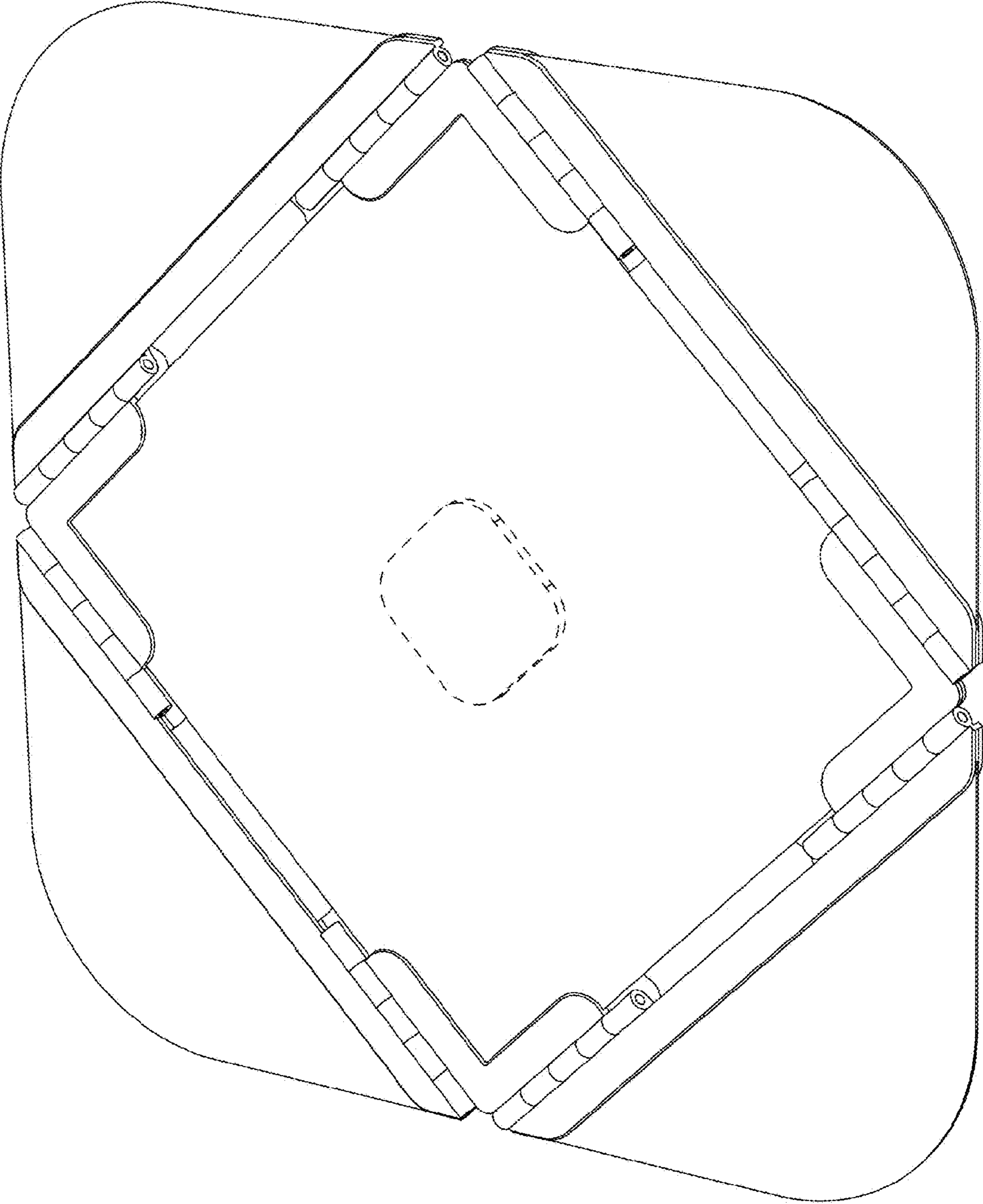


FIG. 1

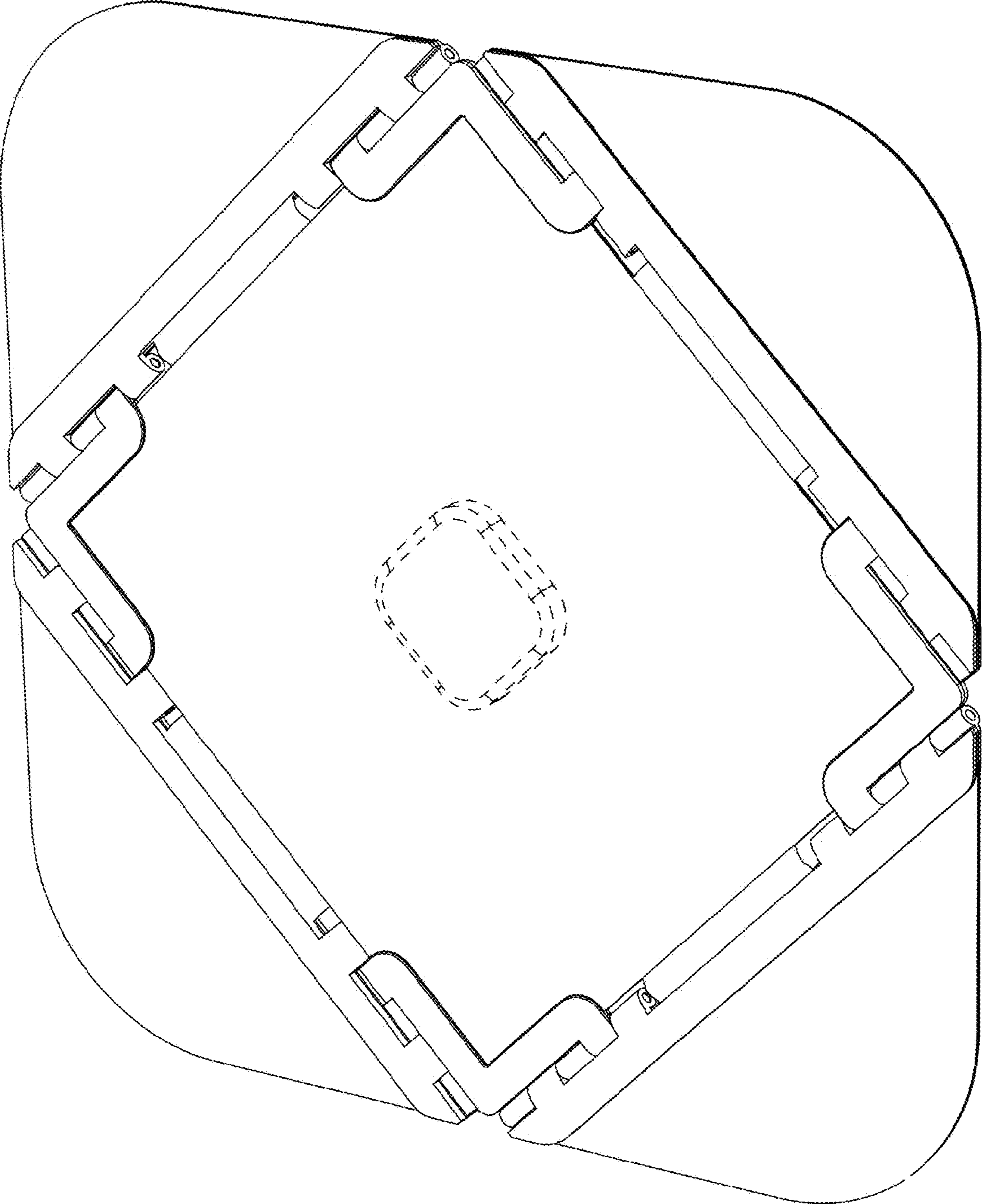


FIG. 2

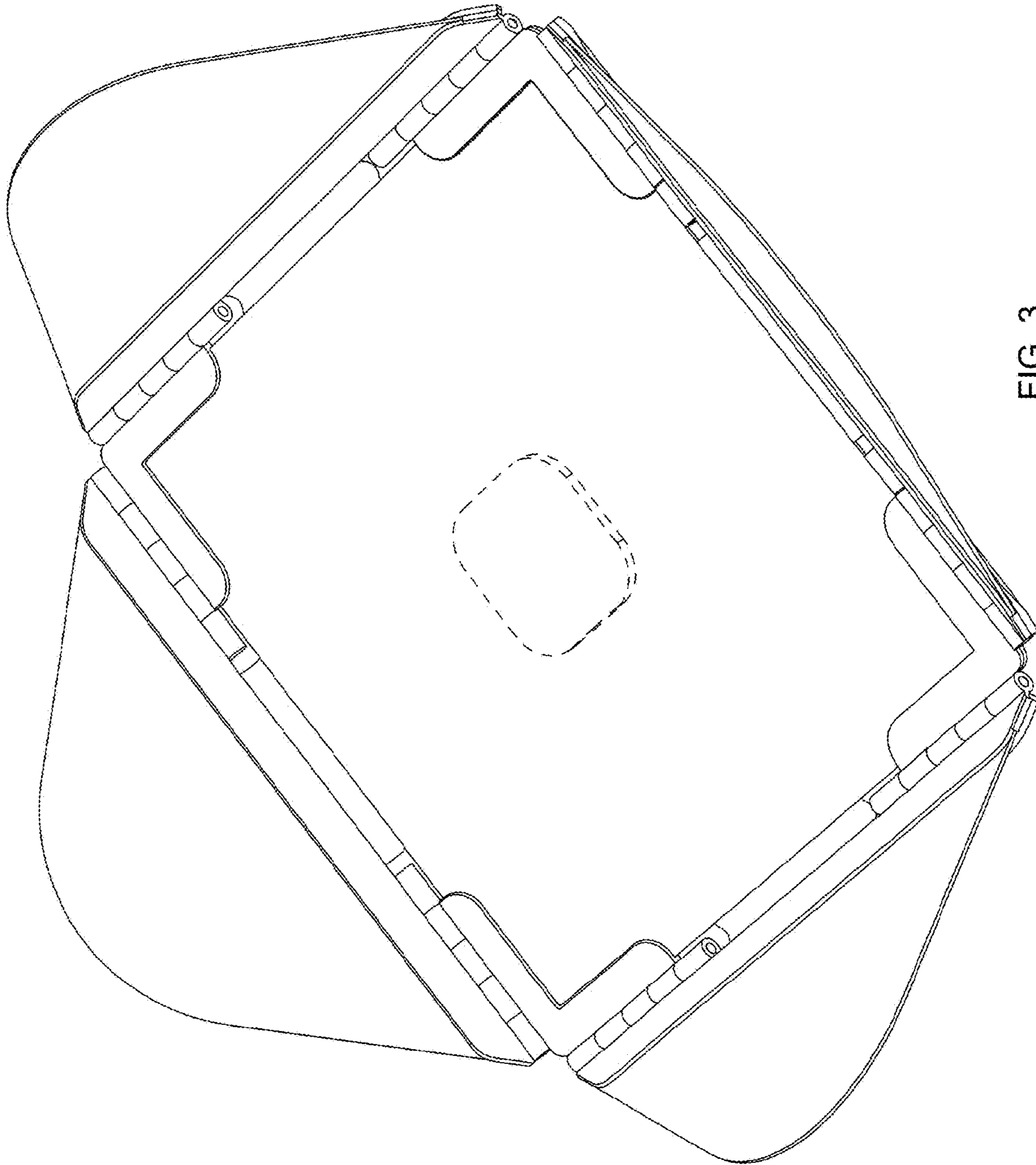


FIG. 3

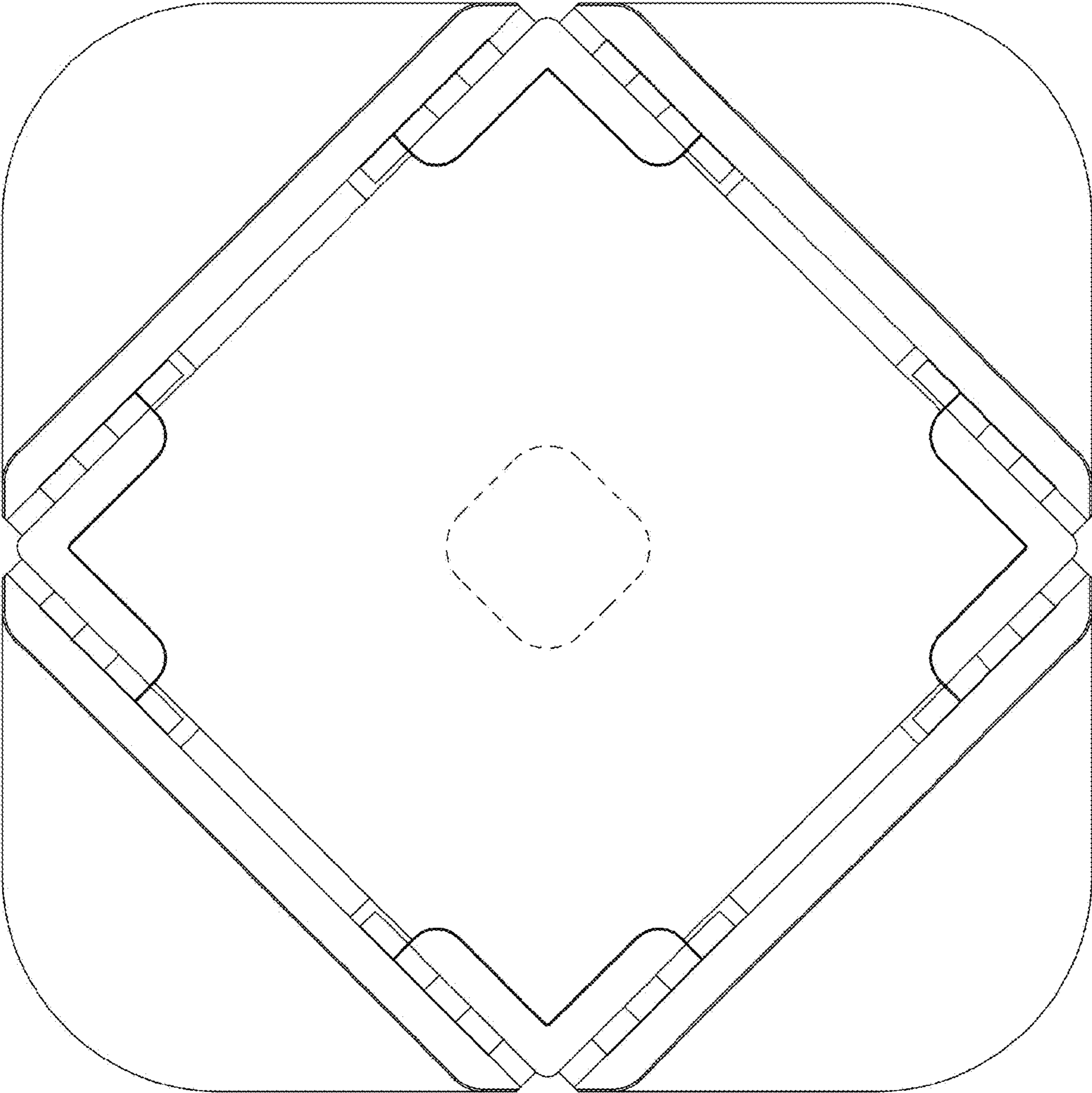


FIG. 4

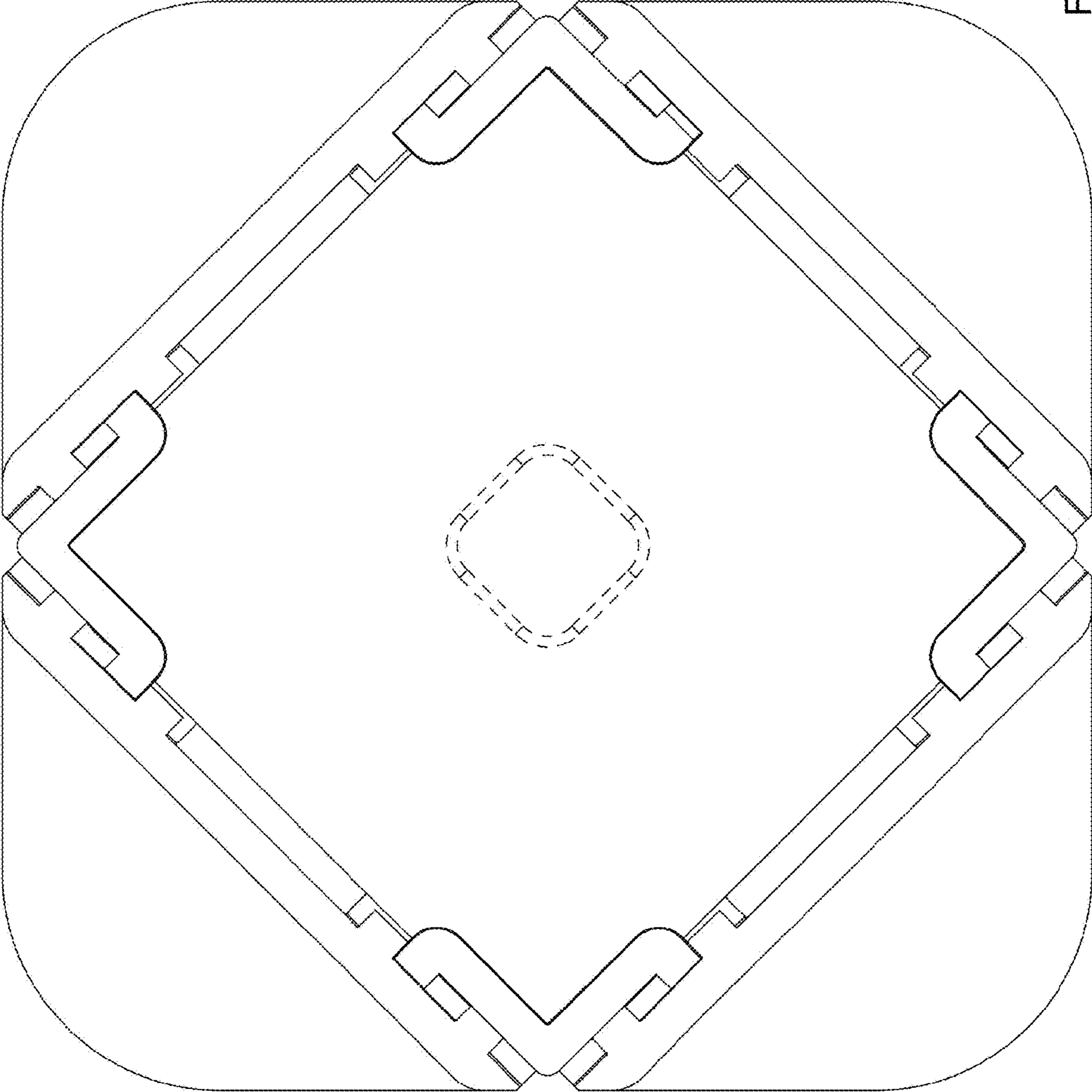


FIG. 5



FIG. 6



FIG. 7



FIG. 8

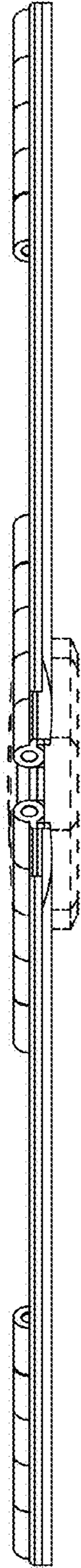


FIG. 9