



US00D892761S

(12) **United States Design Patent**
Choi

(10) **Patent No.:** **US D892,761 S**

(45) **Date of Patent:** **** Aug. 11, 2020**

(54) **DIGITAL AUDIO PLAYER**

(71) Applicant: **IRIVER LIMITED**, Seoul (KR)

(72) Inventor: **San Il Choi**, Seoul (KR)

(73) Assignee: **IRIVER LIMITED**, Seoul (KR)

(**) Term: **15 Years**

(21) Appl. No.: **29/647,186**

(22) Filed: **May 10, 2018**

(30) **Foreign Application Priority Data**

Apr. 17, 2018 (KR) 30-2018-0018003

(51) **LOC (12) Cl.** **14-01**

(52) **U.S. Cl.**
USPC **D14/203.7**

(58) **Field of Classification Search**

USPC D14/167, 168, 170–172, 188, 194–196,
D14/204, 209.1, 210–216, 219, 221, 222,
D14/224, 239, 496, 203.1–203.8

CPC B60R 11/0217; G06F 1/1688; G10K 9/22;
G10K 11/004; H03F 1/327; H04M 1/03;
H04M 1/035; H04N 5/642; H04N
21/4852; H04R 1/02; H04R 1/06; H04R
1/021; H04R 1/025; H04R 1/026; H04R
1/028; H04R 1/105; H04R 1/323; H04R
1/403; H04R 1/2803; H04R 1/2834;
H04R 5/02; H04R 7/20; H04R 9/06;
H04R 9/025; H04R 2201/021; H04R
2400/00; H04R 2201/07; H04R 2499/11;
H04R 2499/13; H04R 2499/15; H04S
3/00; H04S 7/30

See application file for complete search history.

(56) **References Cited**

U.S. PATENT DOCUMENTS

D717,763 S *	11/2014	Han	D14/203.7
D772,839 S *	11/2016	Kim	D14/203.7
D787,468 S *	5/2017	Lee	D14/203.3
D808,357 S *	1/2018	Kim	D14/203.7
D809,473 S *	2/2018	Kim	D14/203.7
D839,233 S *	1/2019	Bian	D14/203.7
D839,234 S *	1/2019	Bian	D14/203.7

* cited by examiner

Primary Examiner — Keli L Hill

(74) *Attorney, Agent, or Firm* — Hauptman Ham, LLP

(57) **CLAIM**

I claim the ornamental design for a digital audio player, as shown and described.

DESCRIPTION

FIG. 1 is a front, right and top perspective view of a digital audio player;

FIG. 2 is a front, right and bottom perspective view thereof;

FIG. 3 is a rear, left and bottom perspective view thereof;

FIG. 4 is a front view thereof;

FIG. 5 is a rear view thereof;

FIG. 6 is a left-side view thereof;

FIG. 7 is a right-side view thereof;

FIG. 8 is a top view thereof; and,

FIG. 9 is a bottom elevation view thereof.

The material of the design is metal (aluminum, etc.), glass or synthetic resin.

1 Claim, 8 Drawing Sheets

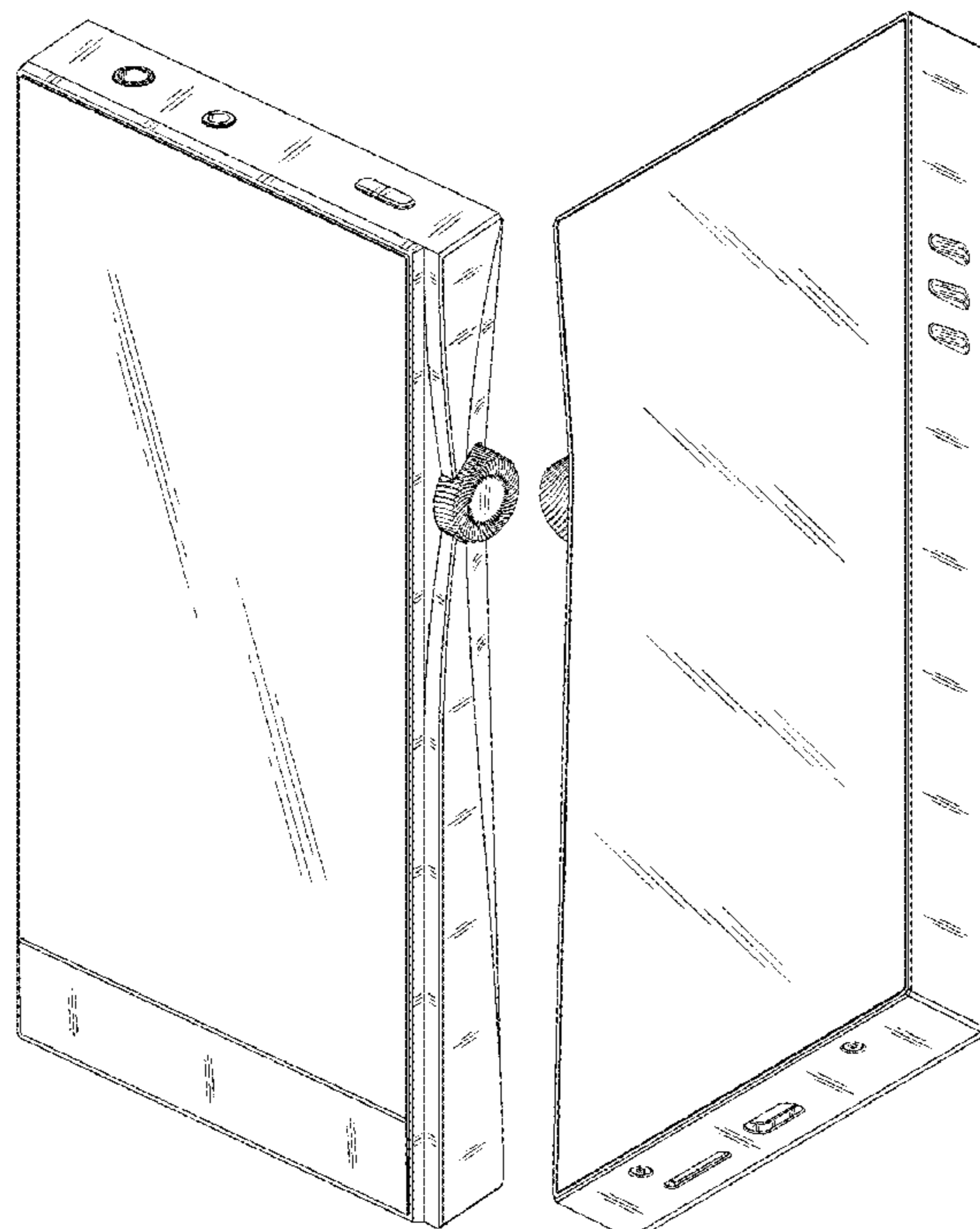


Fig. 1

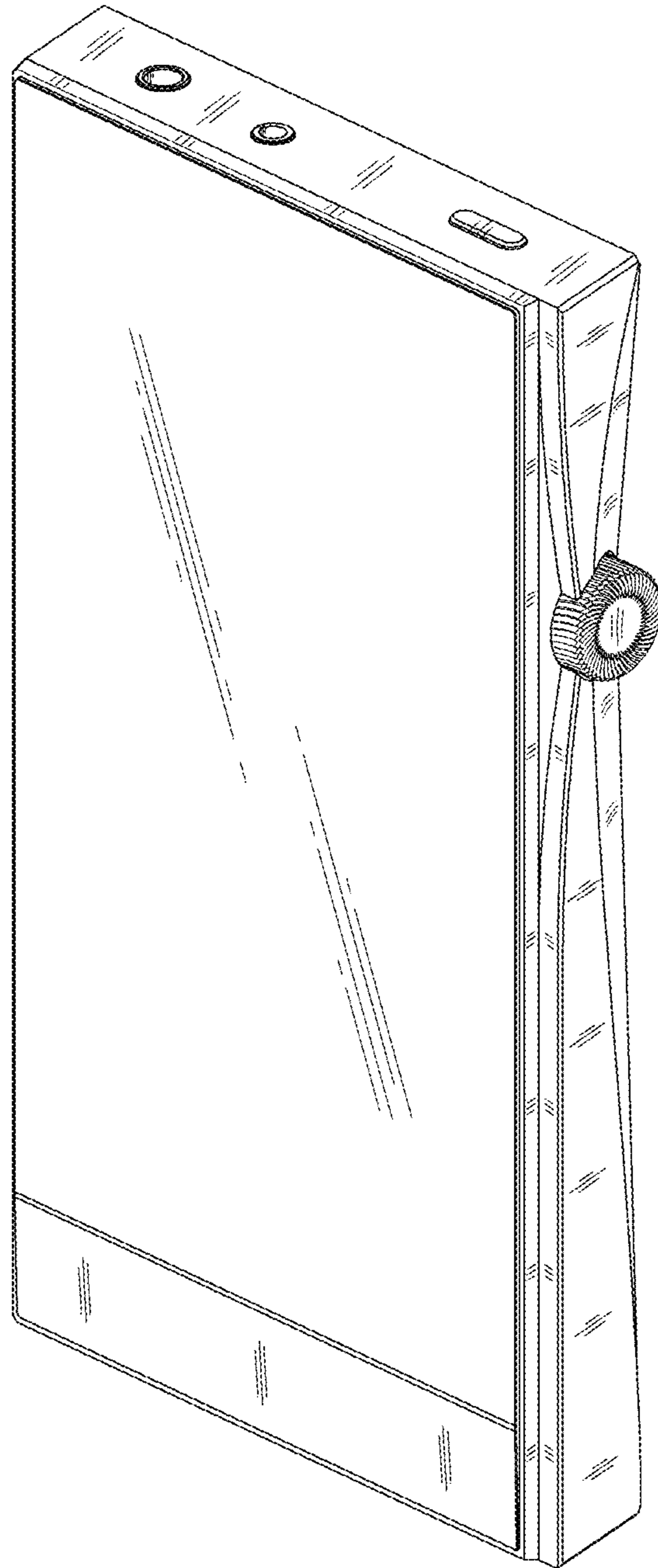


Fig. 2

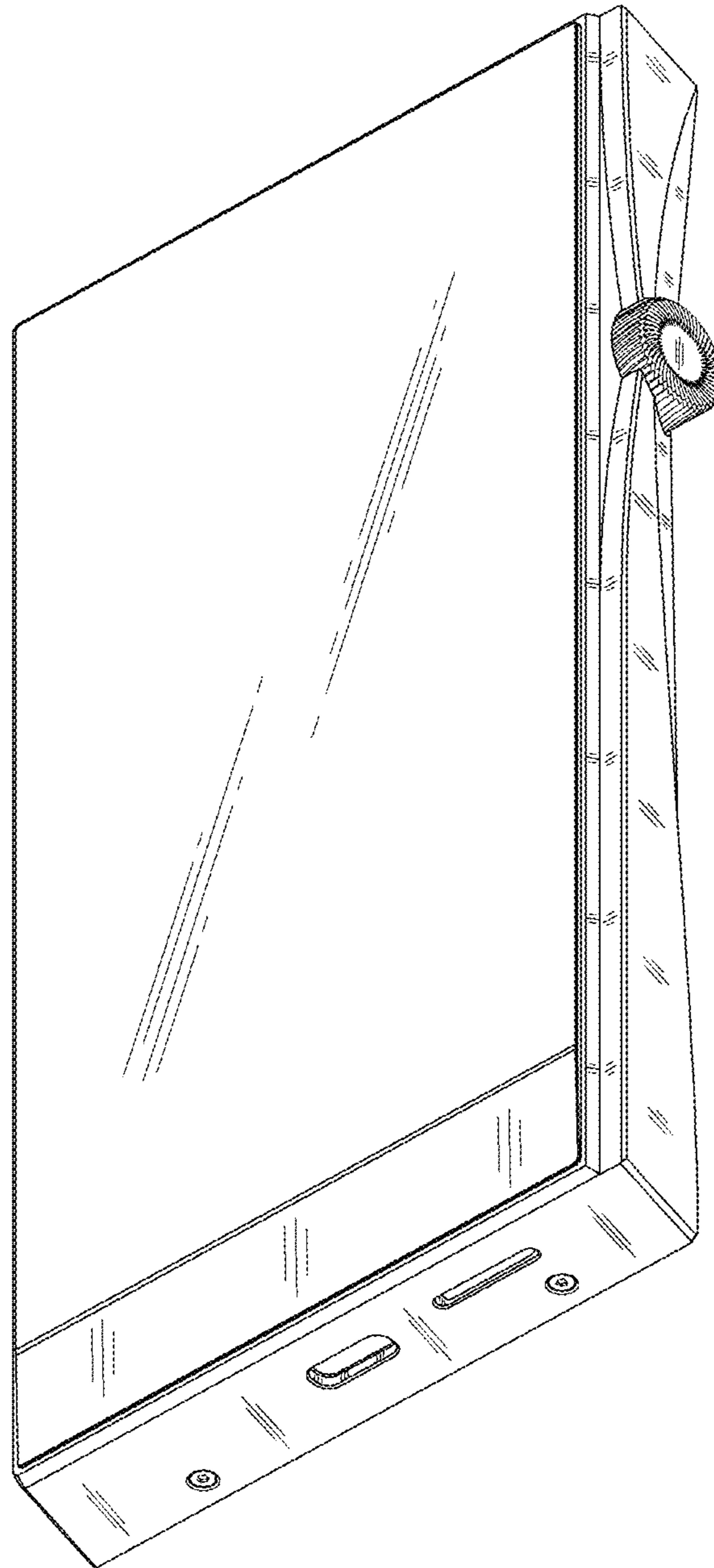


Fig. 3

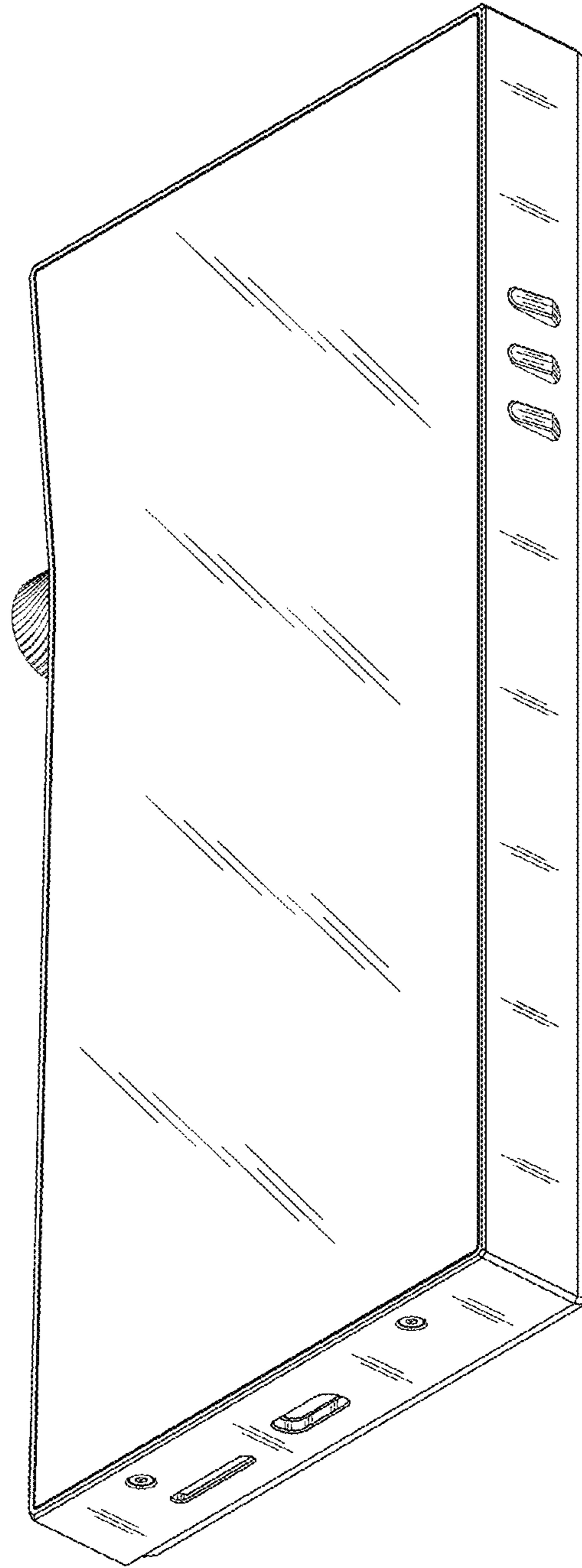


Fig. 4

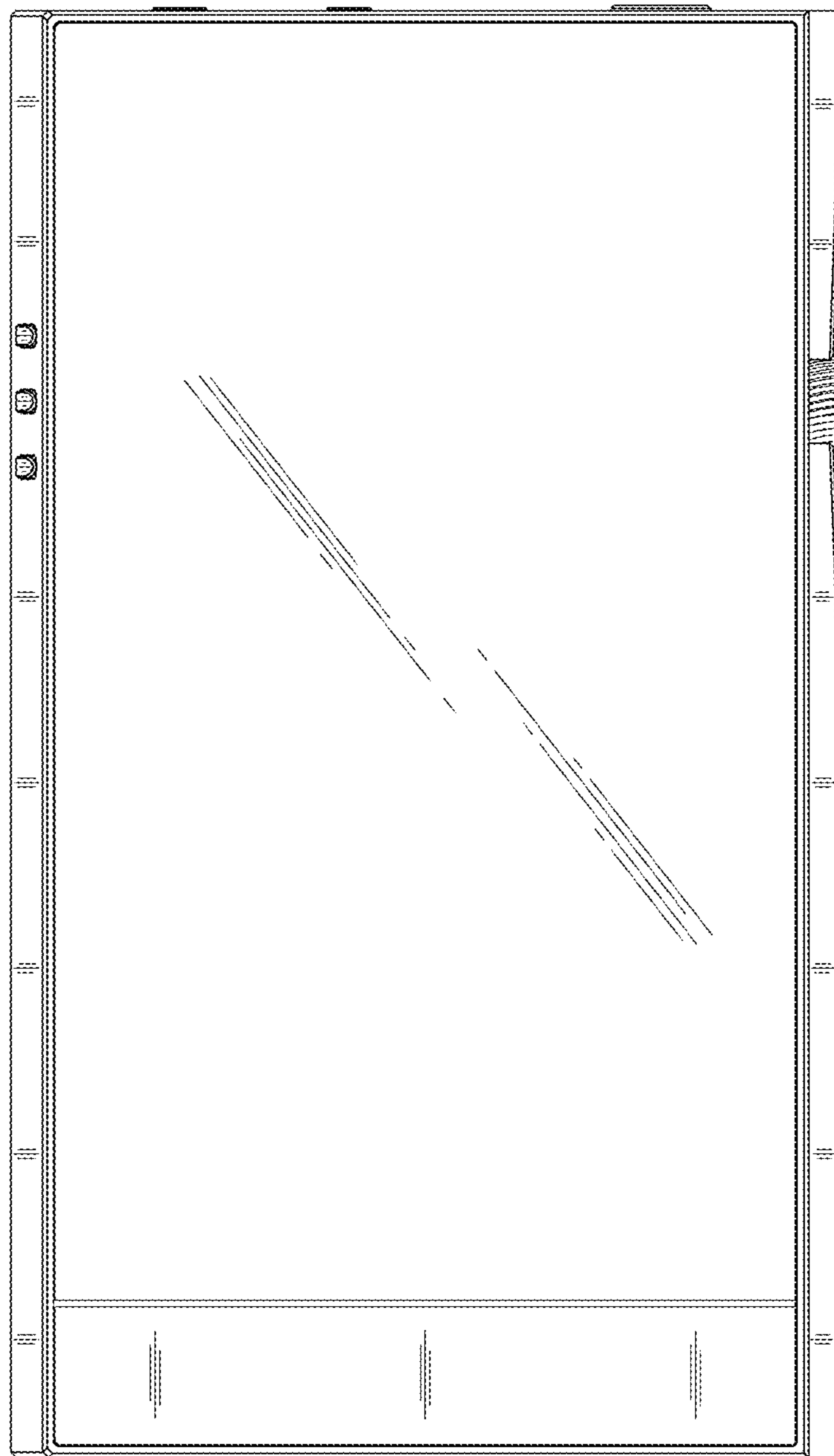


Fig. 5

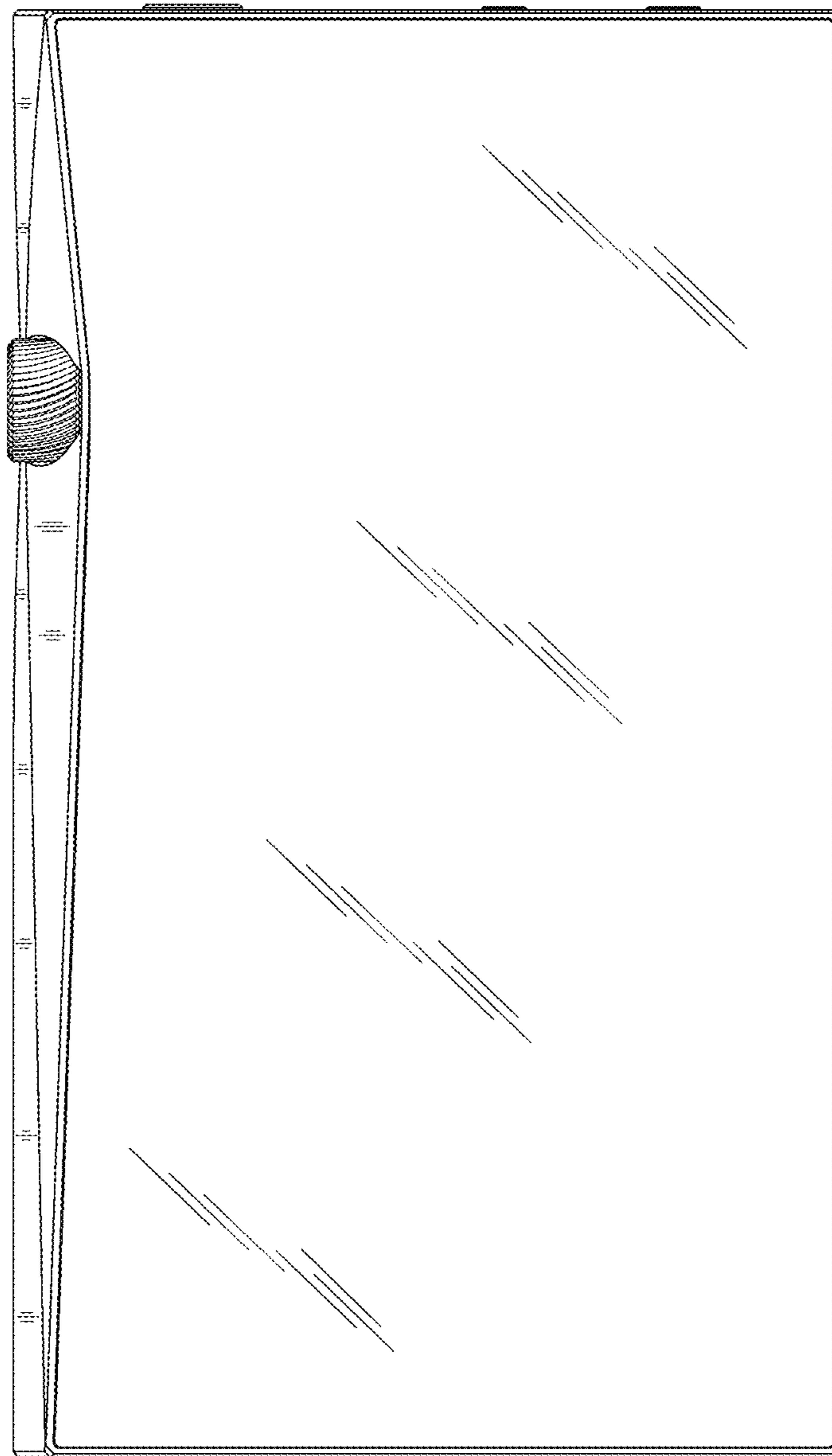


Fig. 6




Fig. 7

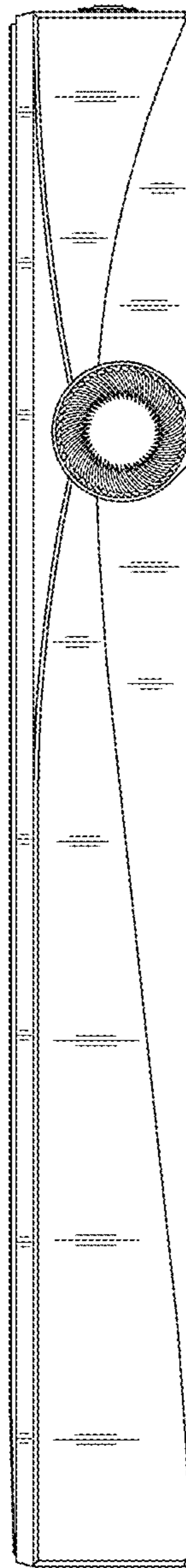


Fig. 8

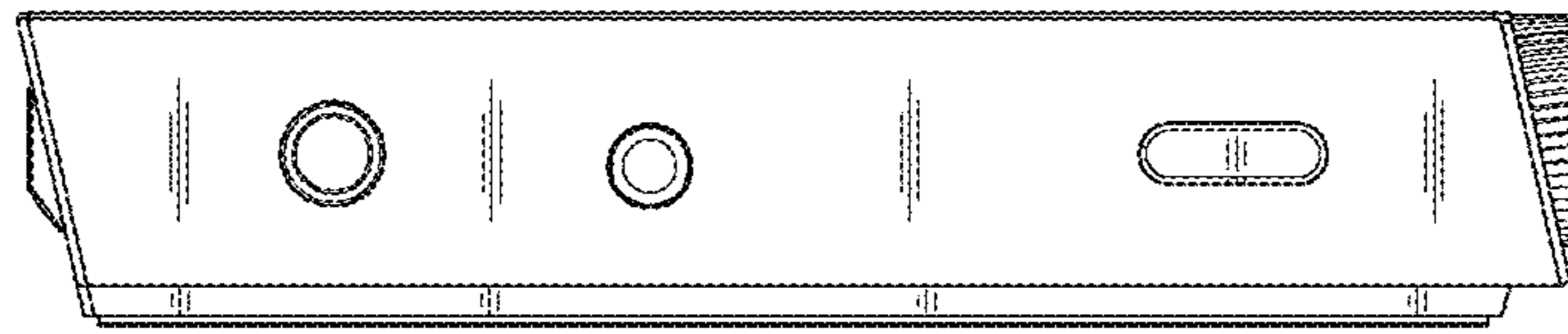


Fig. 9

