



US00D892717S

(12) **United States Design Patent**
Lingamoorthy

(10) **Patent No.:** **US D892,717 S**

(45) **Date of Patent:** **** *Aug. 11, 2020**

- (54) **TIRE**
- (71) Applicant: **Apollo Tyres Global R&D B.V.**,
Enschede (NL)
- (72) Inventor: **Harinandan Lingamoorthy**, Vaipoor
(IN)
- (73) Assignee: **Apollo Tyres Global R&D B.V.**,
Enschede (NL)
- (*) Notice: This patent is subject to a terminal disclaimer.
- (**) Term: **15 Years**
- (21) Appl. No.: **29/677,879**
- (22) Filed: **Jan. 24, 2019**
- (51) **LOC (12) Cl.** **12-15**
- (52) **U.S. Cl.**
USPC **D12/594**
- (58) **Field of Classification Search**
USPC D12/579, 586, 587, 588, 589, 590, 594,
D12/595, 600, 601
CPC B60C 11/0306; B60C 11/04; B60C 11/11
See application file for complete search history.

- D735,646 S * 8/2015 Hair, Jr. D12/594
- D735,650 S * 8/2015 Bachtel D12/580
- D761,192 S * 7/2016 Dixon D12/594
- D765,583 S * 9/2016 Wang D12/579
- D768,061 S * 10/2016 Cerny D12/594
- D781,781 S * 3/2017 Schimmoeller, Jr. D12/594
- D832,198 S * 10/2018 Schultz D12/594

* cited by examiner

Primary Examiner — Robert M. Spear

(74) *Attorney, Agent, or Firm* — Renner, Otto, Boisselle
and Sklar, LLP

(57) **CLAIM**

The ornamental design for a tire, as shown and described.

DESCRIPTION

FIG. 1 is a front, left, perspective view of a tire showing my new design, it being understood that the tread pattern repeats uniformly throughout the circumference of the tread;

FIG. 2 is a front elevation view thereof, the rear elevation view being omitted as it is identical to the front elevation view; and,

FIG. 3 is a right side elevation view thereof, the left side elevation view being omitted as it is identical to the right side elevation view.

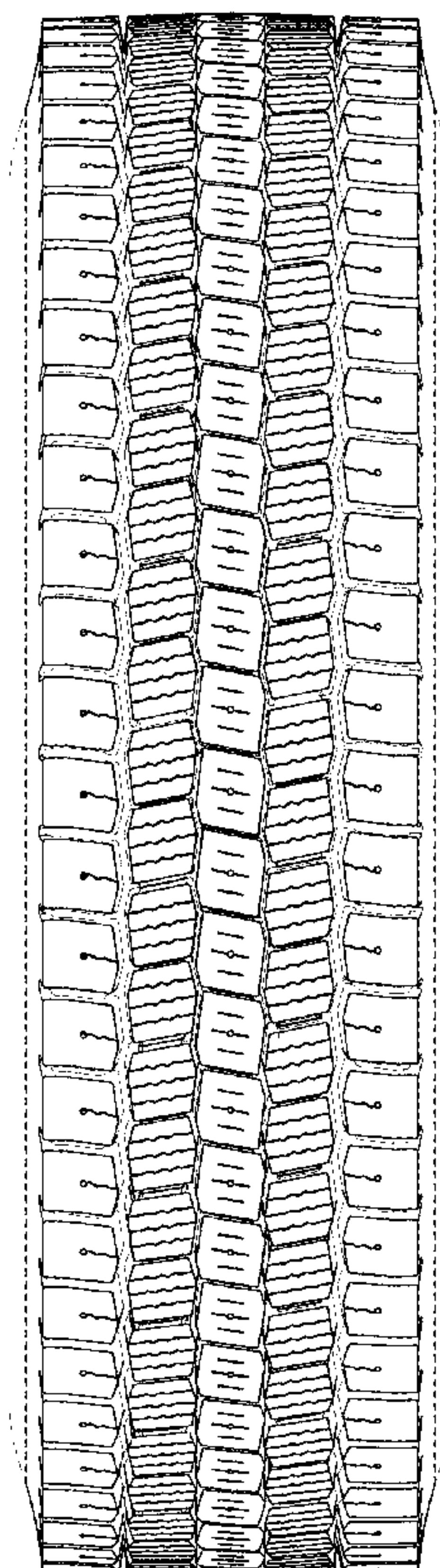
The broken line showing is intended to show portions of the tire that are not being claimed, and thus form no part of the claimed design. The outermost broken line on each of the tire sidewalls depicts a boundary of the claim.

(56) **References Cited**

U.S. PATENT DOCUMENTS

- D627,713 S * 11/2010 Le D12/600
- D685,724 S * 7/2013 Jacobs D12/600

1 Claim, 3 Drawing Sheets



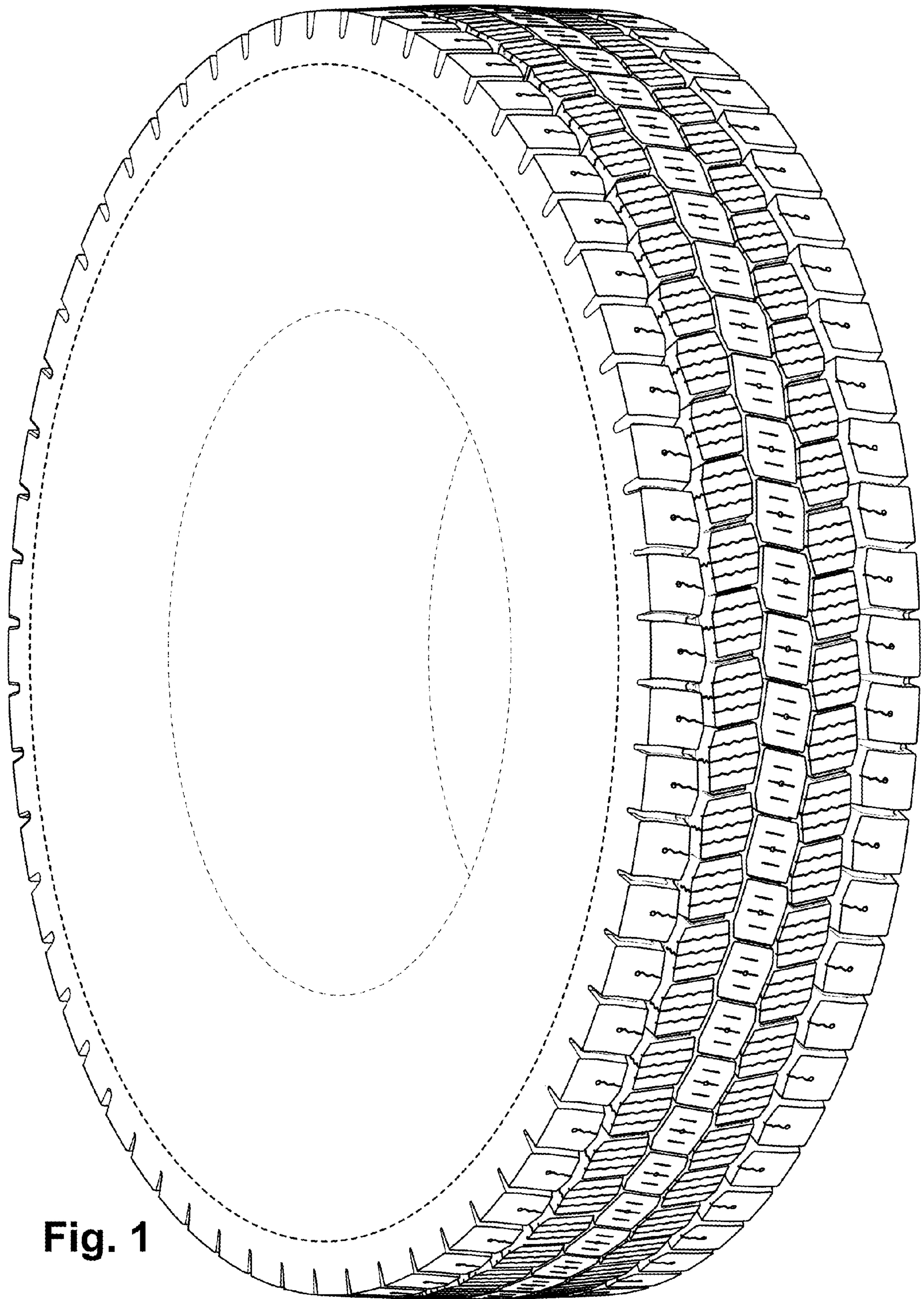


Fig. 1

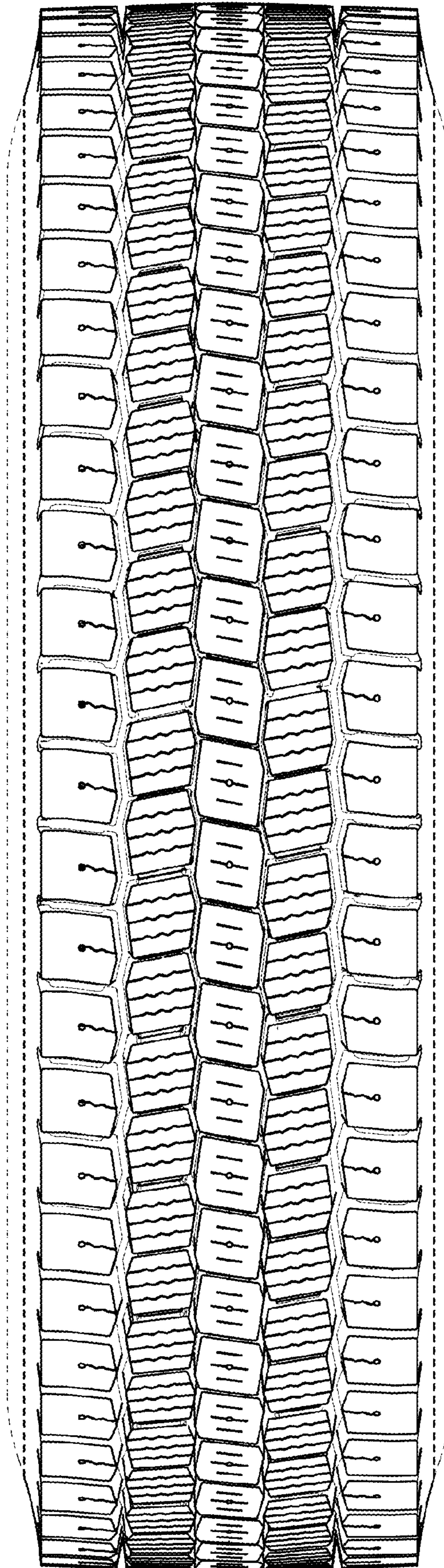


Fig. 2

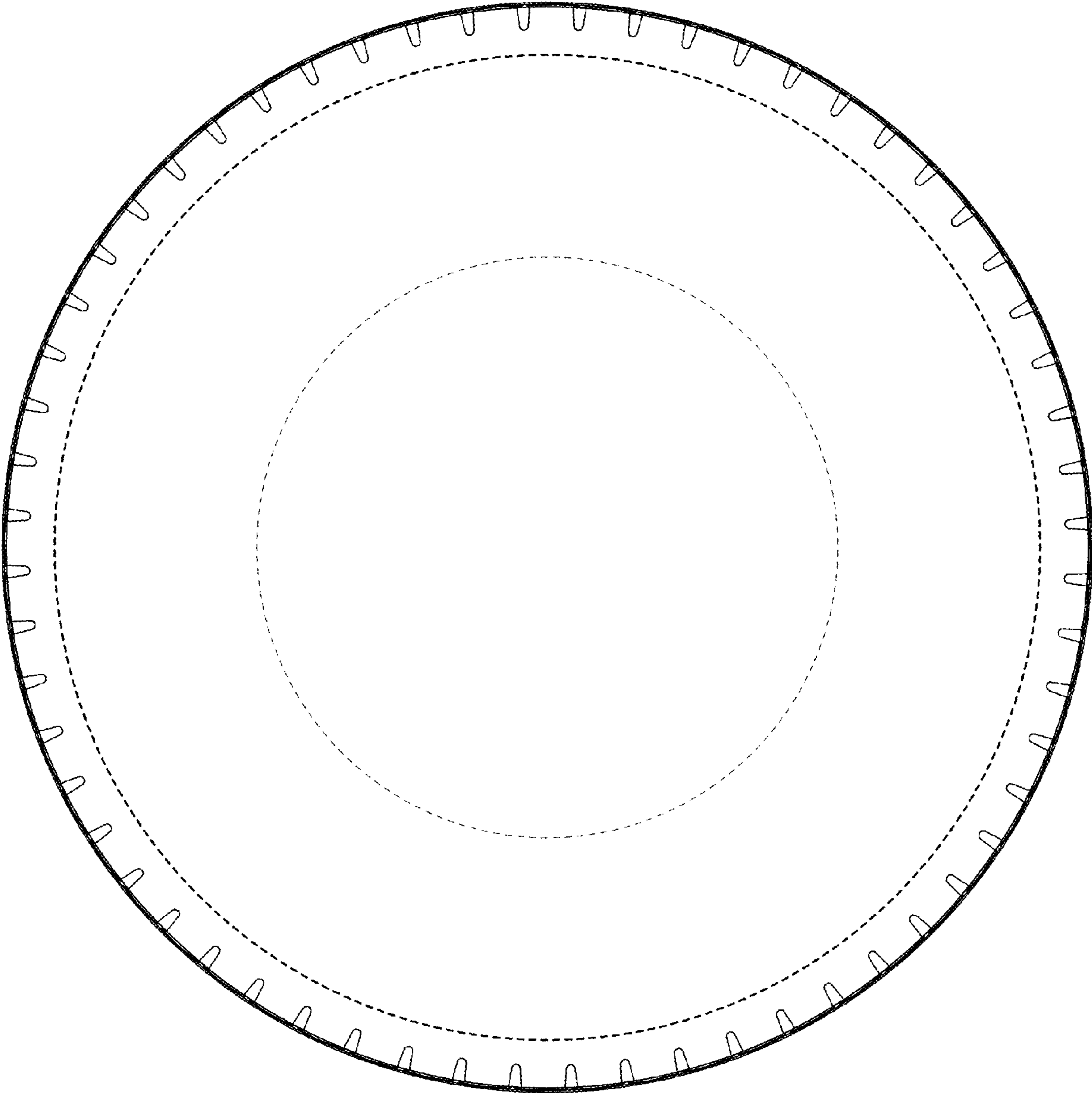


Fig. 3