

US00D892712S

(12) **United States Design Patent** (10) **Patent No.:** **US D892,712 S**
Kotlas (45) **Date of Patent:** **** Aug. 11, 2020**

(54) **TIRE**
(71) Applicant: **CONTINENTAL REIFEN
DEUTSCHLAND GMBH**, Hannover
(DE)
(72) Inventor: **Jan Kotlas**, Puchov (SK)
(73) Assignee: **Continental Reifen Deutschland
GmbH**, Hannover (DE)

D665,335 S * 8/2012 Baumard D12/517
D667,775 S * 9/2012 Rittweger D12/515
D692,371 S * 10/2013 Fontaine D12/517
D726,098 S * 4/2015 Sanae D12/517
D786,774 S * 5/2017 Sanae D12/521
D791,063 S * 7/2017 Simon D12/517
D795,790 S * 8/2017 Simon D12/517
D833,960 S * 11/2018 Wang D12/517
D848,351 S * 5/2019 Rittweger D12/517
D852,117 S * 6/2019 Meetarbhan D12/517
D877,048 S * 3/2020 Takenaka D12/515

(**) Term: **15 Years**

* cited by examiner

(21) Appl. No.: **29/685,179**

Primary Examiner — Brandon M Rosati

(22) Filed: **Mar. 27, 2019**

Assistant Examiner — John A Voytek

(51) **LOC (12) Cl.** **12-15**

(74) *Attorney, Agent, or Firm* — Laurence A. Greenberg;
Werner H. Stemer; Ralph E. Locher

(52) **U.S. Cl.**
USPC **D12/517**

(57) **CLAIM**

(58) **Field of Classification Search**
USPC D12/500–532, 604
CPC Y10T 152/10027; B60C 1/0016; B60C
11/0306; B60C 11/0302; B60C 3/06;
B60C 9/17
See application file for complete search history.

The ornamental design for a tire, as shown and described.

DESCRIPTION

(56) **References Cited**

U.S. PATENT DOCUMENTS

D624,006 S * 9/2010 Lee D12/518
D658,115 S * 4/2012 Nomura D12/517

FIG. 1 is a front perspective view of the tire showing my new invention;
FIG. 2 is a front elevation view thereof;
FIG. 3 is an enlarged partial front elevation view thereof;
FIG. 4 is a left side elevation view thereof; and,
FIG. 5 is a right side view thereof.

1 Claim, 5 Drawing Sheets






FIG. 1




FIG. 2




FIG. 3



FIG. 4




FIG. 5