



US00D892680S

(12) **United States Design Patent**
Bischoff et al.

(10) **Patent No.:** **US D892,680 S**

(45) **Date of Patent:** **** Aug. 11, 2020**

- (54) **MOTOR VEHICLE**
- (71) Applicant: **VOLKSWAGEN AKTIENGESELLSCHAFT**,
Wolfsburg (DE)
- (72) Inventors: **Klaus Bischoff**, Wolfsburg (DE);
Marco Antonio Pavone, Wolfsburg (DE);
Felipe Montoya Bueloni, Wolfsburg (DE);
Akos Szaz, Wolfsburg (DE)
- (73) Assignee: **VOLKSWAGEN AKTIENGESELLSCHAFT**,
Wolfsburg (DE)
- (**) Term: **15 Years**

D647,821 S	*	11/2011	Bischoff	D12/91
D647,823 S	*	11/2011	Okumoto	D12/92
D671,035 S	*	11/2012	Bischoff	D12/91
D674,319 S	*	1/2013	Doyle	D12/92
D684,900 S	*	6/2013	Doyle	D12/92
D690,231 S	*	9/2013	Bischoff	D12/91
D700,870 S	*	3/2014	Jevremovic	D12/92
D701,145 S	*	3/2014	Bischoff	D12/91
D706,171 S	*	6/2014	Bischoff	D12/91
D712,313 S	*	9/2014	Bischoff	D12/91
D712,788 S	*	9/2014	Bischoff	D12/91
D712,789 S	*	9/2014	Bischoff	D12/91
D714,686 S	*	10/2014	Bischoff	D12/91
D719,064 S	*	12/2014	Bischoff	D12/91
D733,003 S	*	6/2015	Bischoff	D12/91
D791,020 S	*	7/2017	Bischoff	D12/91
D801,863 S	*	11/2017	Bischoff	D12/91
D801,864 S	*	11/2017	Bischoff	D12/91
D801,865 S	*	11/2017	Bischoff	D12/91
D801,866 S	*	11/2017	Bischoff	D12/91
D801,867 S	*	11/2017	Bischoff	D12/91

(Continued)

(21) Appl. No.: **29/682,894**

(22) Filed: **Mar. 8, 2019**

(30) **Foreign Application Priority Data**

Nov. 5, 2018 (DE) 40 2018 101 128

(51) **LOC (12) Cl.** **12-08**

(52) **U.S. Cl.**
USPC **D12/91**

(58) **Field of Classification Search**
USPC D12/86, 90-92, 88; D21/424, 433, 434;
296/181.1-181.5, 183.1
CPC B62D 25/00; B62D 25/06; B62D 33/00;
B62D 35/00
See application file for complete search history.

(56) **References Cited**

U.S. PATENT DOCUMENTS

D620,394 S	*	7/2010	Bischoff	D12/91
D620,840 S	*	8/2010	Bischoff	D12/91
D626,885 S	*	11/2010	Bischoff	D12/91

Primary Examiner — Melody N Brown

(74) *Attorney, Agent, or Firm* — Lucas & Mercanti, LLP;
Klaus P. Stoffel


(57) **CLAIM**

The ornamental design for a motor vehicle, as shown and described.

DESCRIPTION

FIG. 1 is a front and right side perspective view of a motor vehicle showing our new design;
FIG. 2 is a rear and right side perspective view thereof;
FIG. 3 is a front and left side perspective view thereof;
FIG. 4 is a rear and left side perspective view thereof;
FIG. 5 is a front view thereof;
FIG. 6 is a rear view thereof;
FIG. 7 is a right side view thereof;
FIG. 8 is a left side view thereof; and,
FIG. 9 is a top view thereof.

1 Claim, 5 Drawing Sheets



(56)

References Cited

U.S. PATENT DOCUMENTS

D801,868 S	*	11/2017	Bischoff	D12/91
D801,869 S	*	11/2017	Bischoff	D12/91
D801,870 S	*	11/2017	Bischoff	D12/91
D804,360 S	*	12/2017	Bischoff	D12/91
D814,355 S	*	4/2018	Bischoff	D12/91
D818,880 S		5/2018	Bischoff		

* cited by examiner




Fig. 1



Fig. 2



Fig. 3




Fig. 4



Fig. 5



Fig. 6



Fig. 7

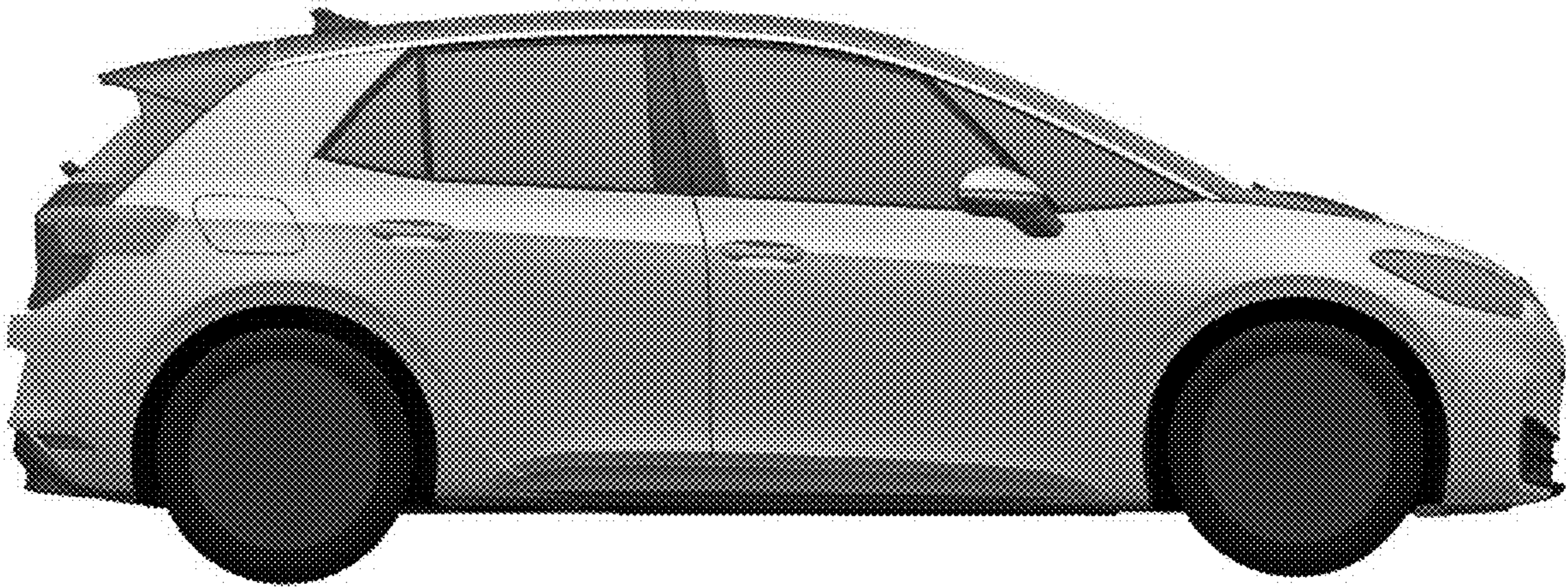


Fig. 8

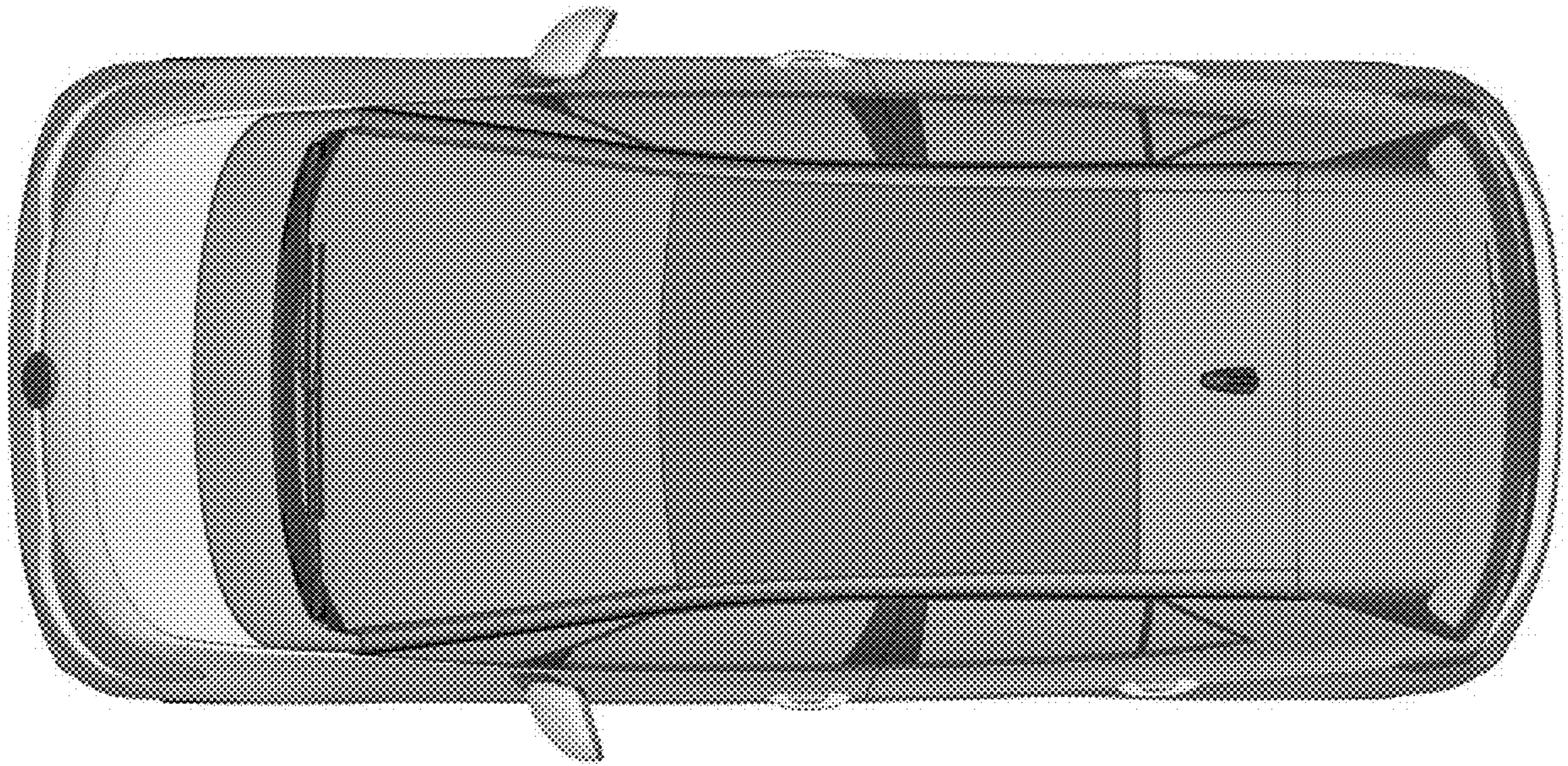


Fig. 9