



US00D892661S

(12) **United States Design Patent** (10) **Patent No.:** **US D892,661 S**
Siminoff et al. (45) **Date of Patent:** **** Aug. 11, 2020**

(54) **WIRELESS ENTRANCE COMMUNICATION DEVICE**

FOREIGN PATENT DOCUMENTS

(71) Applicant: **A9.com, Inc.**, Palo Alto, CA (US)

CN 97311797.4 7/1998
CN 200730060916.7 7/2008

(Continued)

(72) Inventors: **James Siminoff**, Pacific Palisades, CA (US); **Mark Siminoff**, Mountain View, CA (US); **Christopher Loew**, Palo Alto, CA (US)

OTHER PUBLICATIONS

Office Action for U.S. Appl. No. 29/667,614, dated Oct. 28, 2019, Siminoff et al., "Wireless Entrance Communication Device", 5 pages.

(73) Assignee: **Amazon Technologies, Inc.**, Seattle, WA (US)

Primary Examiner — George D. Kirschbaum

Assistant Examiner — Joseph J Kukella

(**) Term: **15 Years**

(74) *Attorney, Agent, or Firm* — Lee & Hayes, P.C.

(21) Appl. No.: **29/605,389**

(22) Filed: **May 25, 2017**

(57) **CLAIM**

Related U.S. Application Data

The ornamental design for a wireless entrance communication device, as shown and described.

(63) Continuation of application No. 29/558,589, filed on Mar. 18, 2016, now Pat. No. Des. 788,061, which is (Continued)

DESCRIPTION

(51) **LOC (12) Cl.** **10-05**

(52) **U.S. Cl.**
USPC **D10/118.2**

(58) **Field of Classification Search**
USPC D10/104.1, 108, 116.1, 118, 118.2, D10/121-126; D16/202, 203, 208, 209, D16/215
CPC ... G08B 3/00; G08B 3/10; G08B 7/00; G08B 7/06; G08B 13/1436; G08B 13/1463; G08B 13/1481

FIG. 1 is a front, left, top perspective view of a wireless entrance communication device;
FIG. 2 is a front elevation view thereof;
FIG. 3 is a rear elevation view thereof;
FIG. 4 is a left-side elevation view thereof, the right-side elevational view being a mirror image of the left-side elevation view;
FIG. 5 is a top plan view thereof; and,
FIG. 6 is a bottom plan view thereof.

See application file for complete search history.

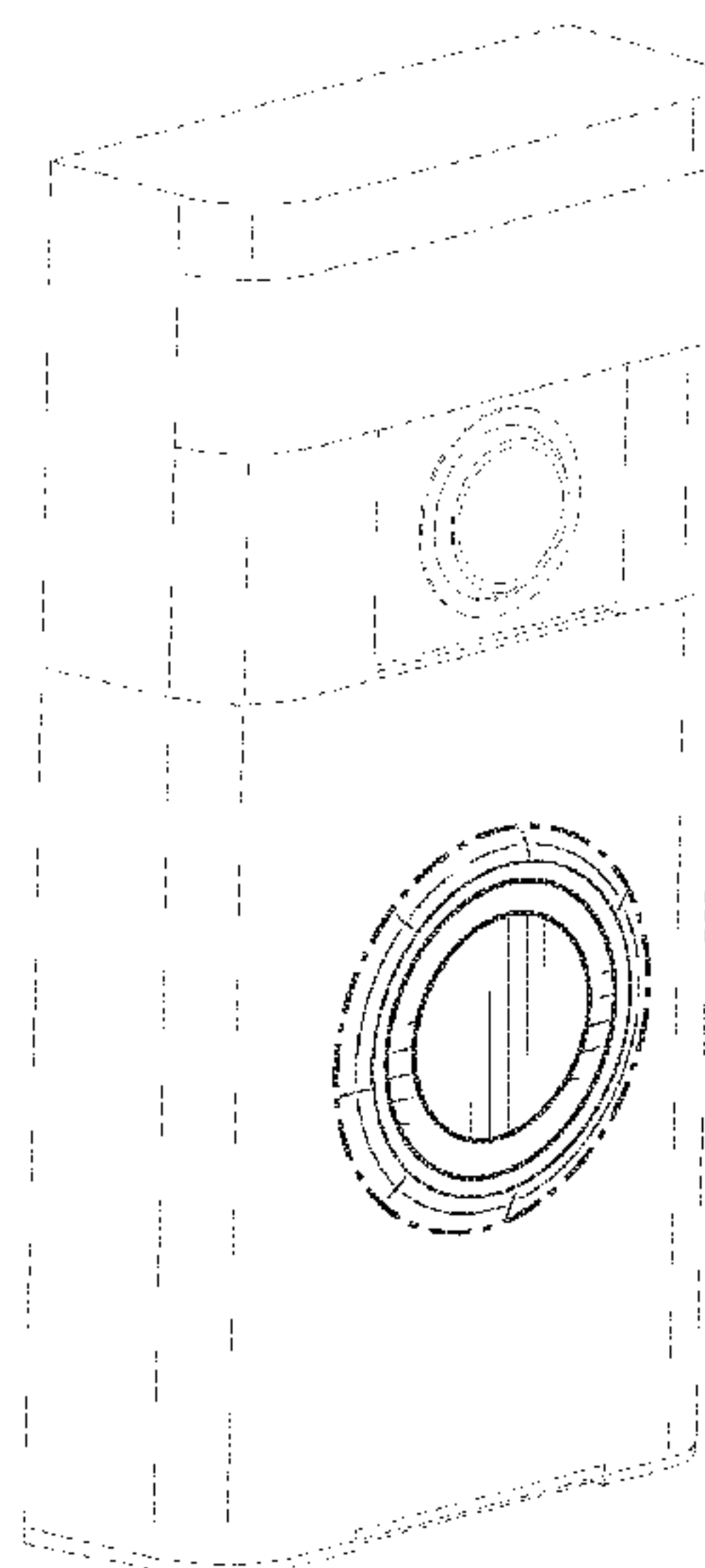
The dashed broken lines depict portions of the wireless entrance communication device that form no part of the claimed design. The dot-dash broken line represents a boundary of the claimed wireless entrance communication device which forms no part of the claimed design. The claimed design extends to the dot-dash broken line boundaries in the figures but does not include the boundary.

(56) **References Cited**

U.S. PATENT DOCUMENTS

2,212,766 A * 8/1940 Andelenis A63B 67/06 473/588
D132,973 S * 7/1942 Hanle D19/187

1 Claim, 5 Drawing Sheets



Related U.S. Application Data

a continuation-in-part of application No. 14/499,828, filed on Sep. 29, 2014, now Pat. No. 9,584,775, which is a continuation-in-part of application No. 14/334,922, filed on Jul. 18, 2014, now abandoned.

(56) **References Cited**

U.S. PATENT DOCUMENTS

D197,278 S * 1/1964 Stevenson D13/171
 D308,397 S * 6/1990 Friedman D20/28
 D353,343 S * 12/1994 Eberhardt D10/104.1
 D367,789 S * 3/1996 Barile D6/716.1
 D378,578 S * 3/1997 Eberhardt D10/104.1
 D471,231 S * 3/2003 Mayo D19/181
 D569,819 S 5/2008 Rinaldi et al.
 D574,742 S 8/2008 Spencer
 D605,542 S 12/2009 Ho
 D612,882 S * 3/2010 Kim D16/202
 D633,930 S * 3/2011 Dinger D16/202
 D636,286 S 4/2011 Khor et al.
 D636,287 S 4/2011 Khor et al.
 D698,841 S * 2/2014 Lee D16/202
 D747,178 S * 1/2016 Rothbaum D8/356
 D749,445 S 2/2016 Yang
 D764,957 S * 8/2016 Bhattacharya D10/104.1
 D765,530 S 9/2016 Scalisi
 D770,991 S * 11/2016 Nakano D13/182
 D773,428 S 12/2016 Takahata
 D778,195 S 2/2017 Li
 D778,755 S 2/2017 Yang
 D787,359 S 5/2017 Scalisi
 D817,208 S 5/2018 Ravat et al.
 D819,476 S 6/2018 Siminoff et al.
 D820,137 S 6/2018 Siminoff et al.
 D820,708 S 6/2018 Siminoff et al.
 D822,518 S 7/2018 Siminoff et al.
 D822,519 S 7/2018 Siminoff et al.
 D822,520 S 7/2018 Siminoff et al.
 D824,244 S * 7/2018 Rothbaum A63B 67/06
 D829,585 S 10/2018 Siminoff et al. D8/356
 D830,871 S 10/2018 Siminoff et al.
 D833,313 S 11/2018 Siminoff et al.
 D837,080 S 1/2019 Siminoff et al.
 D840,856 S * 2/2019 Scalisi D10/118.2
 D840,857 S * 2/2019 Scalisi D10/118.2
 D848,299 S * 5/2019 Li D10/118.2
 D854,958 S * 7/2019 Siminoff D10/118.2
 D856,838 S * 8/2019 Siminoff D10/118.2
 D860,029 S * 9/2019 Yang D10/118.2
 D866,379 S * 11/2019 Siminoff D10/118.2
 D866,380 S * 11/2019 Siminoff D10/118.2

FOREIGN PATENT DOCUMENTS

CN 200830005669.5 7/2009
 CN 200830051165.7 8/2009
 CN 200930160044.0 1/2010
 CN 201030213400.3 3/2011
 CN 201030599337.1 5/2011
 CN 201030650290.7 7/2011
 CN 201130031465.0 8/2011
 CN 201130045384.6 9/2011
 CN 201130129307.9 9/2011
 CN 201130177281.5 3/2012
 CN 201130332618.5 3/2012
 CN 201130400536.X 4/2012
 CN 201130386421.X 5/2012
 CN 201230071058.7 10/2012
 CN 201230223658.0 11/2012
 CN 201230308563.9 12/2012
 CN 201230385639 1/2013
 CN 201230446166.8 5/2013
 CN 201330122550.7 8/2013
 CN 201330201866.5 12/2013

CN 201330381504.9 4/2014
 CN 201430016648.9 7/2014
 CN 201430064553.4 7/2014
 CN 201430008365.X 11/2014
 CN 201430108945.6 11/2014
 CN 201430103226.5 12/2014
 CN 201430108956.4 12/2014
 CN 201430324510.5 2/2015
 CN 201430342643.5 2/2015
 CN 201430127252.1 3/2015
 CN 201530056056.4 7/2015
 CN 201530133351.5 10/2015
 CN 201530365453.X 1/2016
 CN 201530330230.X 3/2016
 CN 201530531772.3 6/2016
 CN 201630031783.X 6/2016
 CN 201630052295.7 8/2016
 CN 201630029834.5 9/2016
 CN 201630205050.3 9/2016
 CN 201630297995.2 11/2016
 CN 201630304323.X 11/2016
 CN 201630304326.3 12/2016
 CN 201630386371.8 12/2016
 CN 201630159909.1 1/2017
 CN 201630175983.2 1/2017
 CN 201630409103.3 2/2017
 CN 201630483103.8 2/2017
 CN 201630483201.1 2/2017
 CN 201630471417.6 4/2017
 CN 201630596799.5 4/2017
 CN 201630581428.X 6/2017
 CN 201730002158.7 6/2017
 CN 201730015753.4 6/2017
 CN 201730006869.1 9/2017
 CN 201730124786.2 9/2017
 CN 201730184673.1 10/2017
 CN 201630493656.1 11/2017
 CN 201730131586.X 11/2017
 EM 000044466-0004 10/2003
 EM 000049390-0001 10/2003
 EM 000132790-0004 5/2004
 EM 000146642-0001 6/2004
 EM 000180823-0001 7/2004
 EM 000176672-0001 8/2004
 EM 000691977-0001 5/2007
 EM 000775986-0007 8/2007
 EM 000839311-0003 1/2008
 EM 000913298-0017 5/2008
 EM 000913298-0025 5/2008
 EM 000930722-0004 5/2008
 EM 001603069-0007 8/2009
 EM 001603069-0009 8/2009
 EM 001603069-0010 8/2009
 EM 001605163-0001 9/2009
 EM 001657867-0003 1/2010
 EM 001657867-0004 1/2010
 EM 001730946-0002 7/2010
 EM 002294181-0001 8/2013
 EM 002482158-0001 6/2014
 EM 002622332 1/2015
 EM 002834226 11/2015
 EM 003435965 1/2017
 JP D1998-1035859 7/2000
 JP D2001-741 11/2001
 JP D2001-12214 5/2002
 JP D2001-12215 5/2002
 JP D2002-24724 8/2003
 JP D2002-24727 8/2003
 JP D2004-12409 12/2004
 JP D2004-15036 12/2004
 JP D2004-10578 1/2005
 JP D2004-11058 7/2005
 JP D2004-22574 8/2005
 JP D2004-22576 8/2005
 JP D2004-11529 10/2005
 JP D2005-6144 10/2005
 JP D2005-21343 5/2006
 JP D2005-2433 9/2006
 JP D2005-1060 10/2006

(56)

References Cited

FOREIGN PATENT DOCUMENTS

JP	D2005-1062	10/2006
JP	D2005-1061	1/2007
JP	D2006-20268	7/2008
JP	D2007-35724	9/2008
JP	D2009-6904	12/2009
JP	D2010-14493	1/2011
JP	D2014-21235	6/2015
WO	WOD078154	5/2012
WO	WOD081439-0004	8/2013
WO	WOD082316-0003	12/2013
WO	WOD085822	3/2015
WO	WOD090425-0001	5/2016
WO	WOD094044-0001	1/2017

* cited by examiner

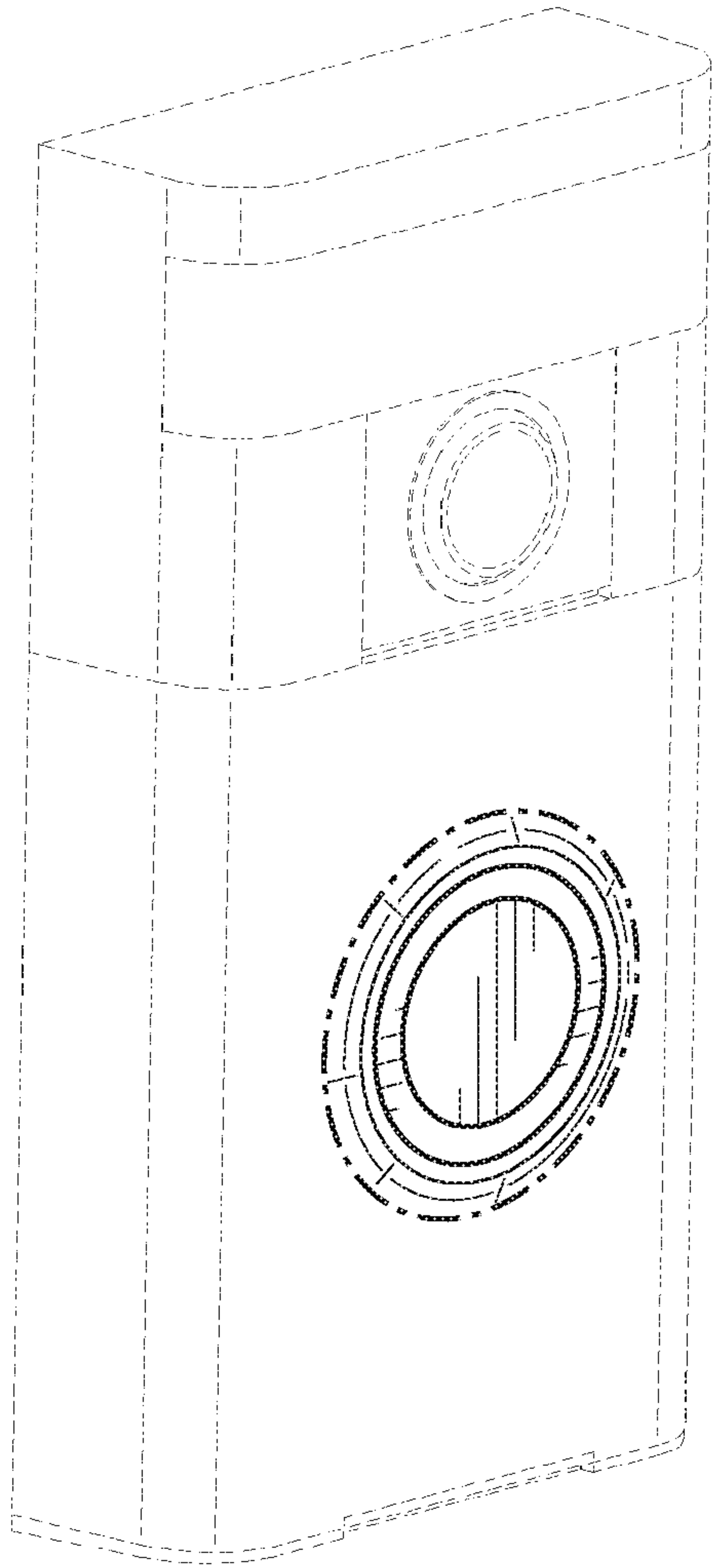


FIG. 1

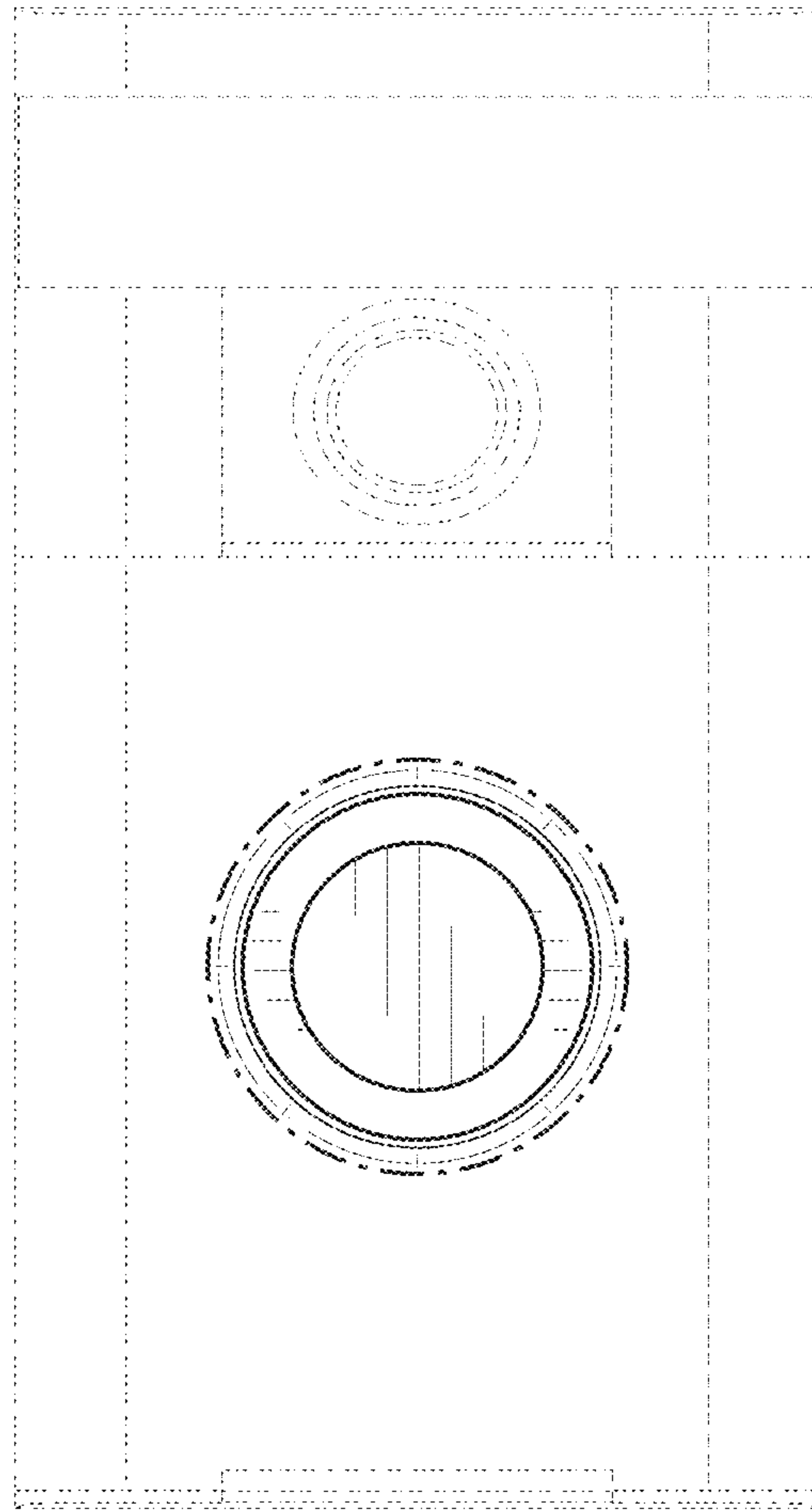


FIG. 2

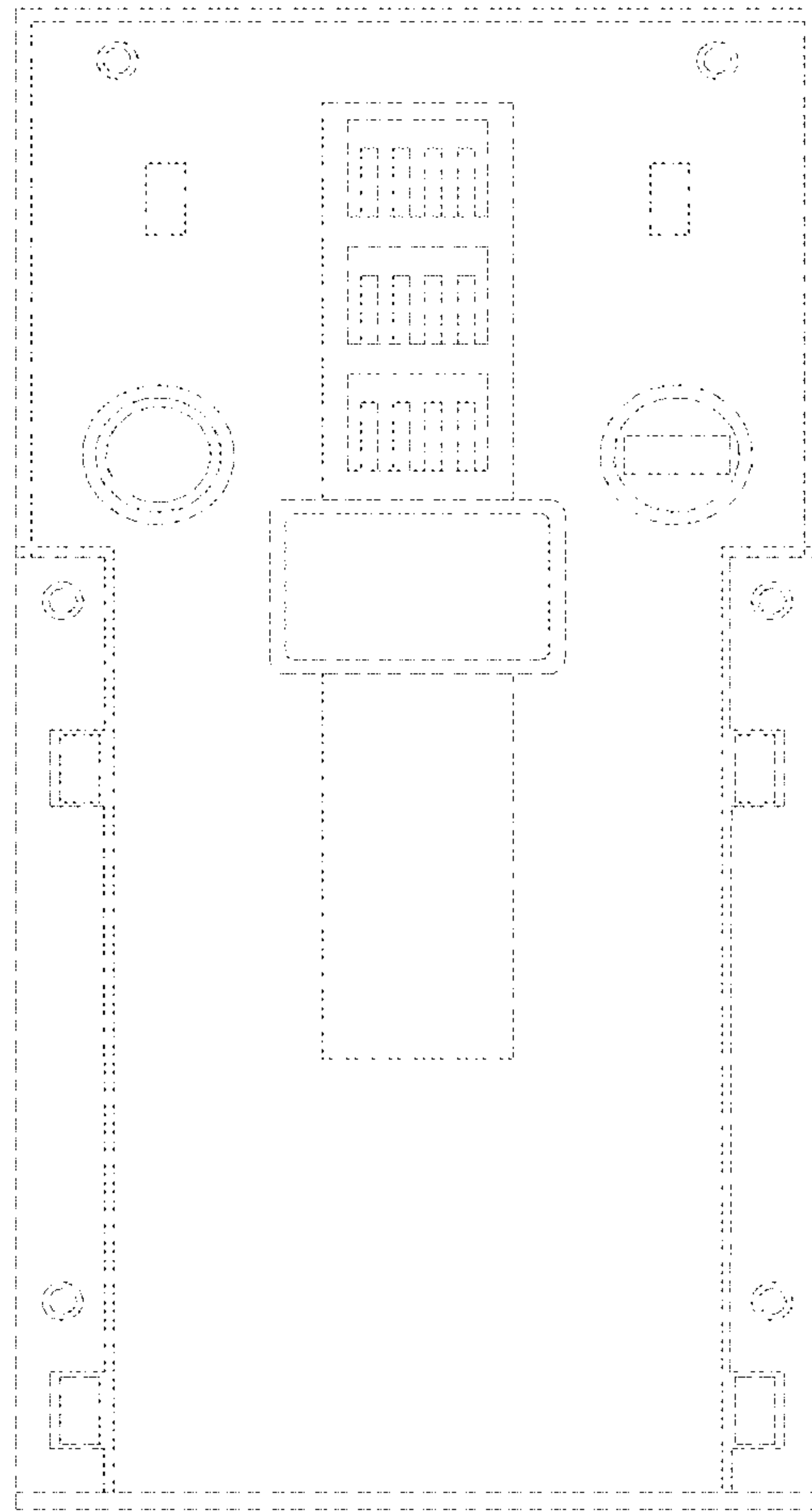


FIG. 3




FIG. 4

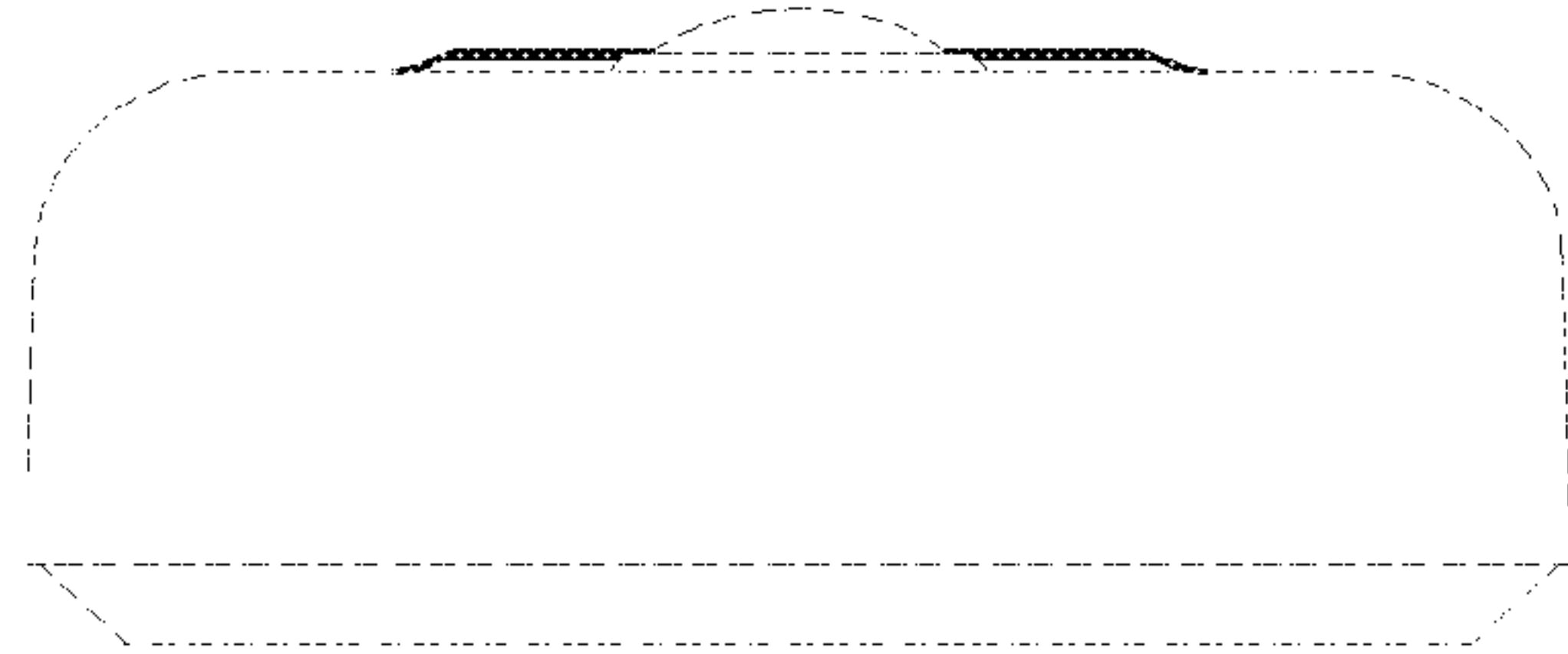


FIG. 5




FIG. 6