



US00D892648S

(12) **United States Design Patent**
Kim

(10) **Patent No.:** **US D892,648 S**

(45) **Date of Patent:** **** Aug. 11, 2020**

(54) **SENSOR FOR GOLF HAVING INDICATING
IMAGE DESIGN DISPLAYED THEREON**

(71) Applicant: **GOLFZON Co., Ltd.**, Daejeon (KR)

(72) Inventor: **Jin-gyu Kim**, Daejeon (KR)

(73) Assignee: **GOLFZON CO., LTD.**, Daejeon (KR)

(**) Term: **15 Years**

(21) Appl. No.: **29/669,679**

(22) Filed: **Nov. 9, 2018**

(30) **Foreign Application Priority Data**

May 18, 2018 (KR) 30-2018-0023418

(51) **LOC (12) Cl.** **10-04**

(52) **U.S. Cl.**
USPC **D10/70; D10/103**

(58) **Field of Classification Search**
USPC D10/46, 70, 98, 103
CPC A63F 13/428; A63F 13/21; A63F 13/211;
A63F 13/812; A63F 13/46; A63F 13/213;
A63F 2300/8011; A63F 2300/61; A63F
2300/1093; A63F 2300/105; A63F 13/06;
A61B 5/1122; A61B 5/6831; A61B
5/6806; A61B 5/1128; A61B 5/1124;
A61B 2562/0219; A61B 2503/10; A61B
5/4528; A61B 19/44; A61B 2019/446;
A61B 5/02416; A61B 5/1118; A61B
5/721; A61B 5/002; A61B 5/112; A61B
5/746; A61B 5/6823; A61B 5/72; A61B
5/7445; A61B 5/0022; A61B 5/14532;
G09B 19/0038; G09B 9/00; G09B 19/00;
A63B 69/3658; A63B 69/3608; A63B
69/36; A63B 69/00; A63B 24/0021; A63B
24/0006; A63B 24/0003; A63B 2209/10;
A63B 2225/50; A63B 2225/20; A63B
2220/836; A63B 2220/806; A63B
2220/803; A63B 2220/40; A63B 2220/30;
A63B 2220/16; A63B 2071/0636; A63B

2701/063; A63B 2071/0627; A63B
2071/0625; A63B 2024/0031; A63B
2024/0015; A63B 2024/0012; A63B
69/004; A63B 69/0002; A63B 69/3614;
A63B 69/0024; A63B 60/46; A63B
2102/22; A63B 2102/02; A63B 69/0071;
A63B 69/0026; A63B 69/38; A63B
2220/805; A63B 2024/0034; A63B
2243/007; A63B 2243/0037; A63B
(Continued)

(56) **References Cited**

U.S. PATENT DOCUMENTS

D382,321 S * 8/1997 Anderson D10/78
6,095,928 A * 8/2000 Goszyk A63B 24/0021
473/222

(Continued)

Primary Examiner — Antoine Duval Davis
(74) *Attorney, Agent, or Firm* — Korus Patent, LLC;
Seong Il Jeong

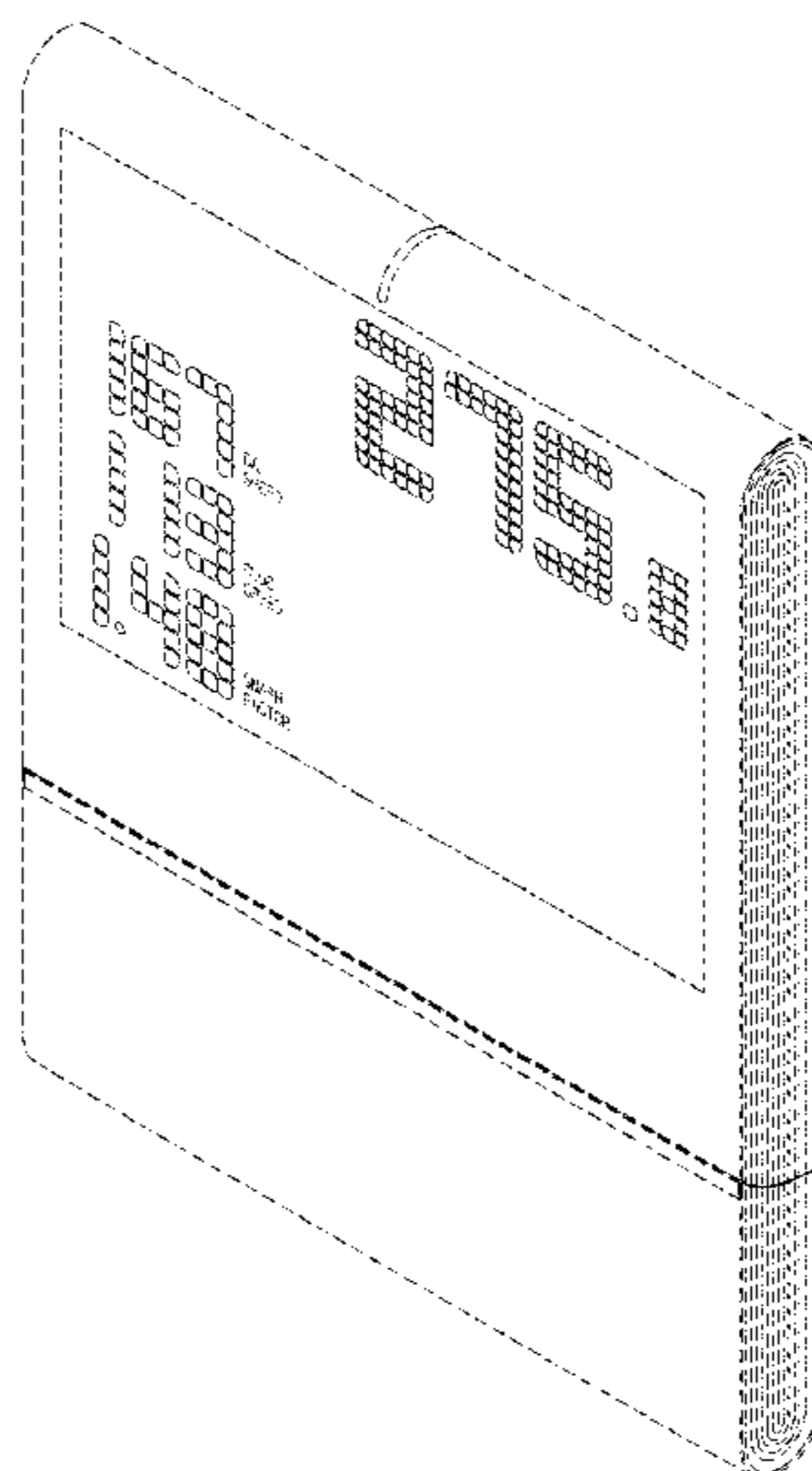
(57) **CLAIM**

The ornamental design for a sensor for golf having indicat-
ing image design displayed thereon, as shown and described.

DESCRIPTION

FIG. 1 is a front perspective view of a sensor for golf having
indicating image design displayed thereon according to the
present design;
FIG. 2 is a front elevation view thereof;
FIG. 3 is a rear elevation view thereof;
FIG. 4 is a left side view thereof;
FIG. 5 is a right side view thereof;
FIG. 6 is a top plan view thereof; and,
FIG. 7 is a bottom plan view thereof.
The broken lines showing of parts of the drawings are for the
purpose of illustrating environmental structure and form no
part of the claimed design.

1 Claim, 6 Drawing Sheets



(58) **Field of Classification Search**

CPC 2243/0025; A63B 2102/18; A63B 24/003;
A63B 69/3632; A63B 53/04; A63B
2053/0445; A63B 1/00; A63B 2102/32;
A63B 2209/00; A63B 71/0622; A63B
71/06; A63B 26/00; A63B 24/0075; A63B
2071/0663; A63B 7/00; A63B 71/0686;
A63B 24/0062; A63B 24/0084; A63B
2024/0068; A63B 2024/0078; A63B
2024/0056; A63B 2071/003; A63B
2071/063; A63B 2071/065; A63B
2071/068; A63B 2071/0675; A63B
2220/12; A63B 2220/20; A63B 2220/22;
A63B 2250/50; A63B 2225/02; A63B
2230/06; A63B 2230/75; A63B
2024/0065; A63B 2024/0081; A63B
2220/51; A63B 2220/62; G01C 3/00;
G01C 3/02; G01C 3/04; G01C 3/06;
G01C 3/08; G01C 3/085; G01C 3/10;
G01C 3/12; G01C 3/16; G01C 3/14;
G01C 3/18; G01C 3/20; G01C 3/22;
G01C 3/24; G01C 3/26; G01C 3/28;

G01C 3/30; G01C 3/32; G01C 15/006;
G01S 5/16; G01S 7/4813; G02B 23/16;
G02B 23/165; G02B 15/006; A41D
1/002; A44C 5/0015; A44C 5/102; A44C
5/14; A44C 5/02; G09F 3/005; G06F
1/163; G06F 3/038; G06F 3/03547; G04G
17/00; G04G 17/08; G04G 21/02; G04G
21/00; G04G 21/08; G04G 17/04; G06Q
10/00; G06Q 50/00; G04B 37/1486;
G04F 10/00

See application file for complete search history.

(56)

References Cited

U.S. PATENT DOCUMENTS

D638,898 S * 5/2011 Bergstrom D21/791
D675,946 S * 2/2013 Chan D10/65
D737,707 S * 9/2015 Jung D10/70
D737,708 S * 9/2015 Jung A63B 24/0021
D10/98

* cited by examiner

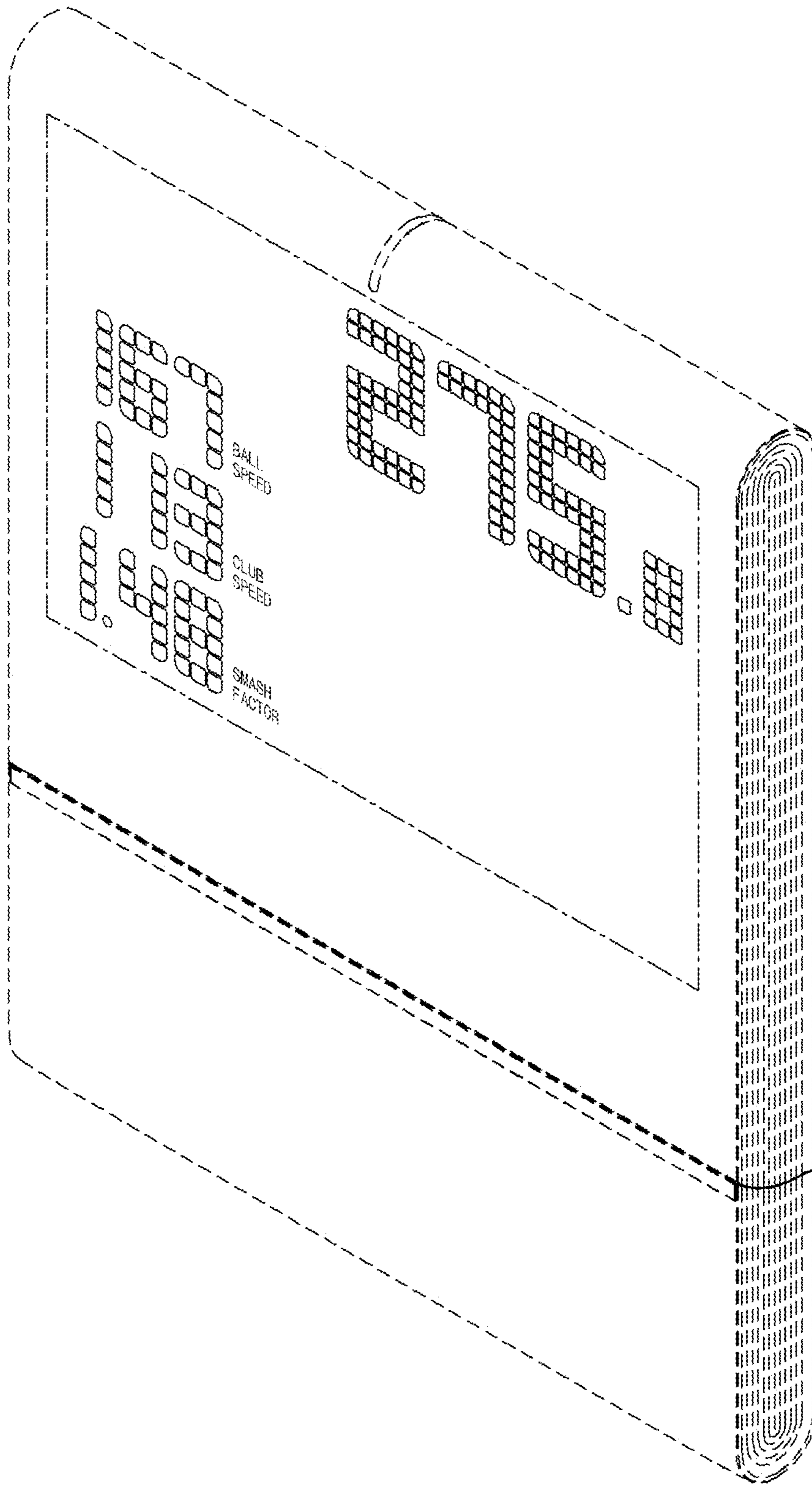


FIG. 1

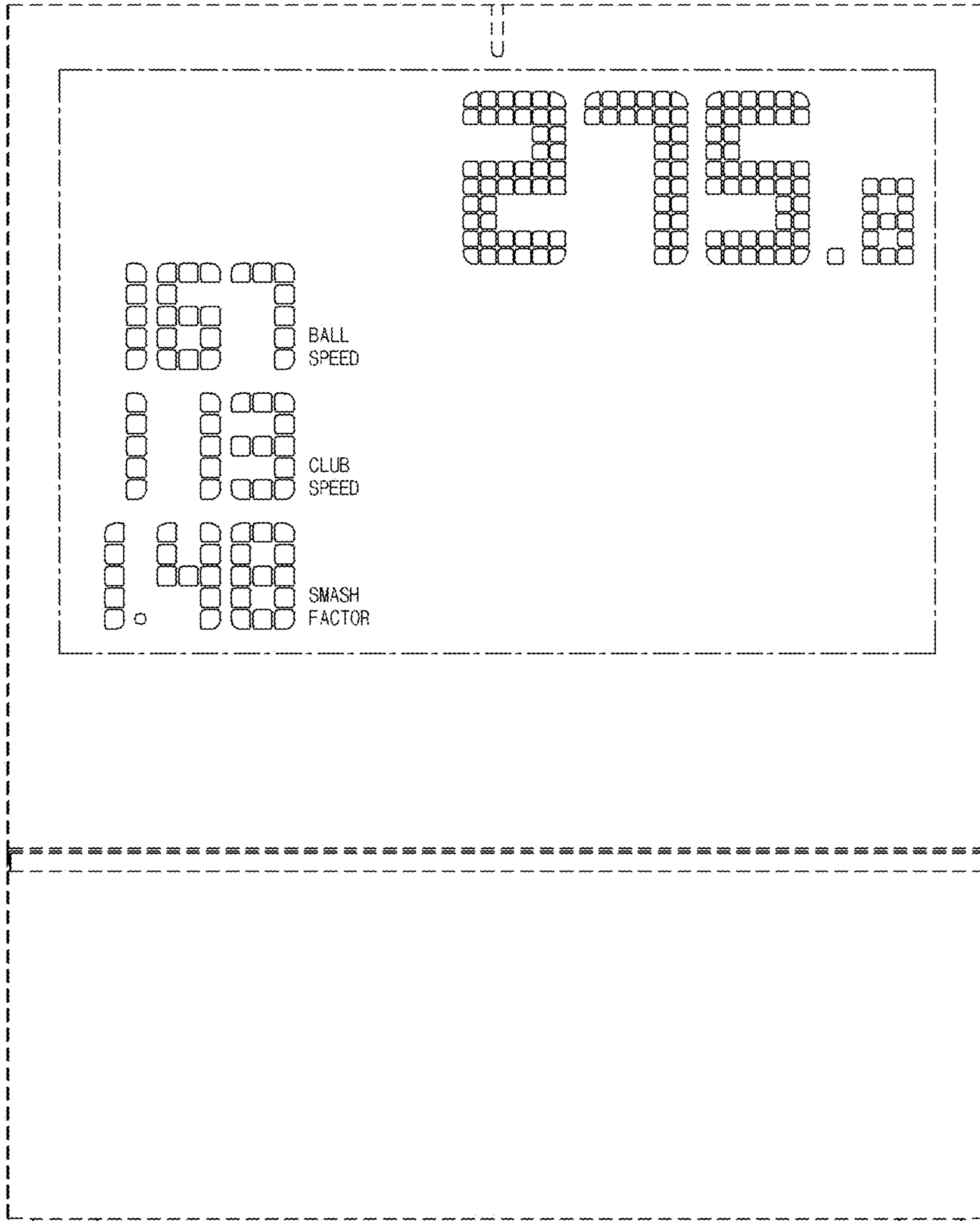


FIG. 2

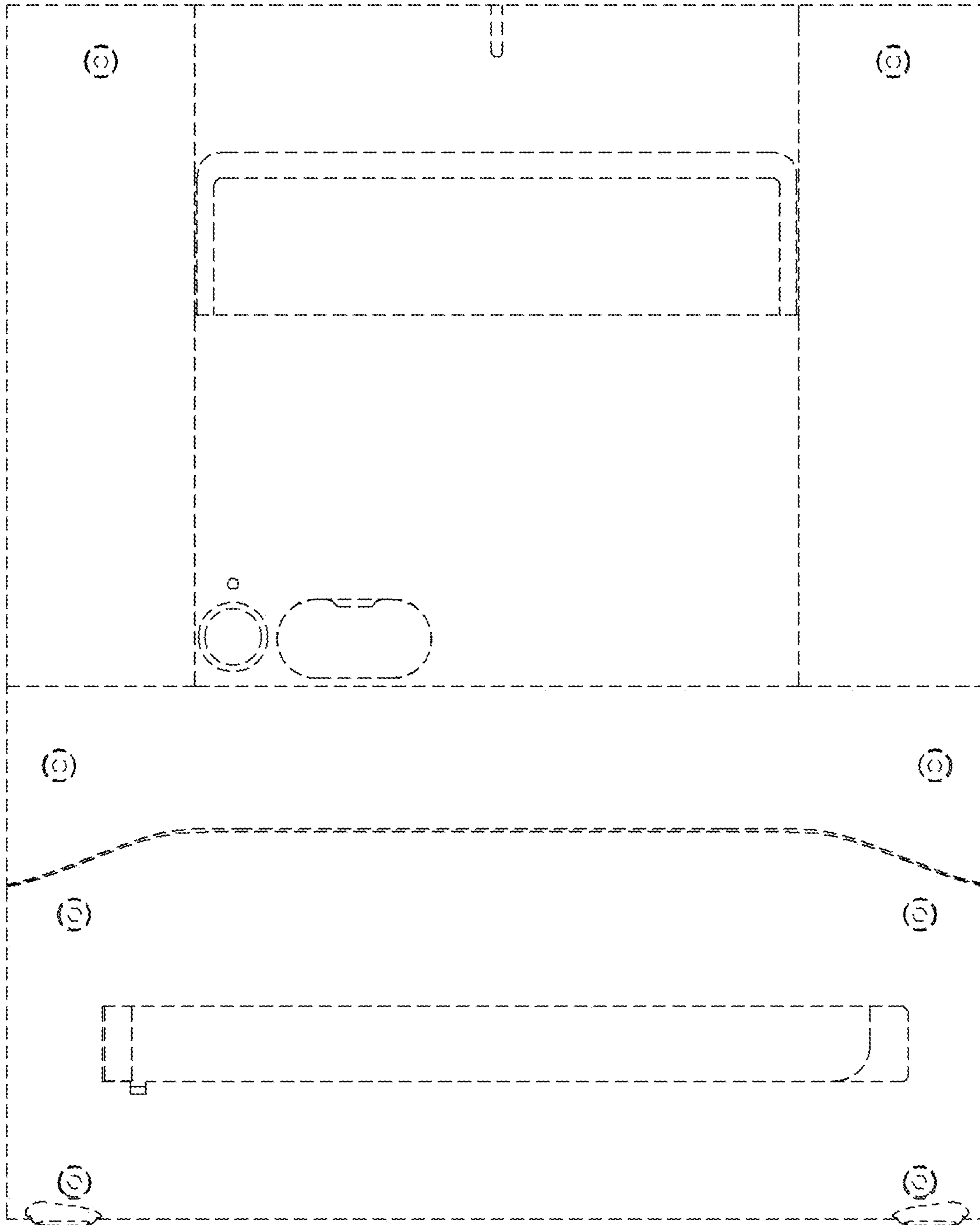


FIG. 3

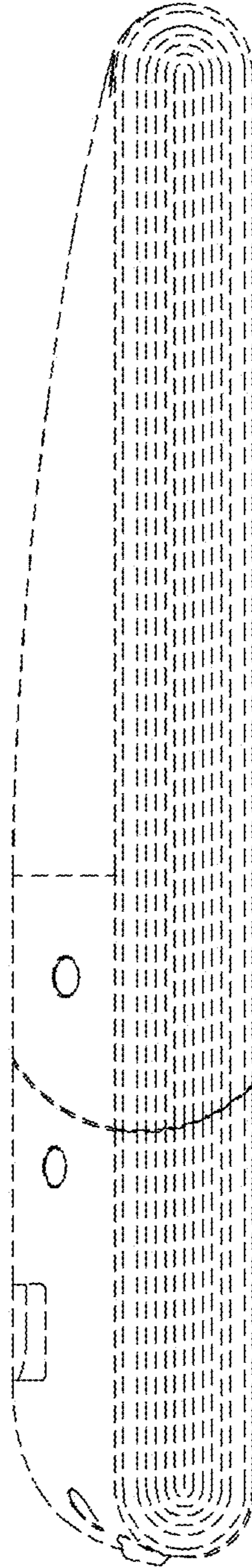


FIG. 4




FIG. 5

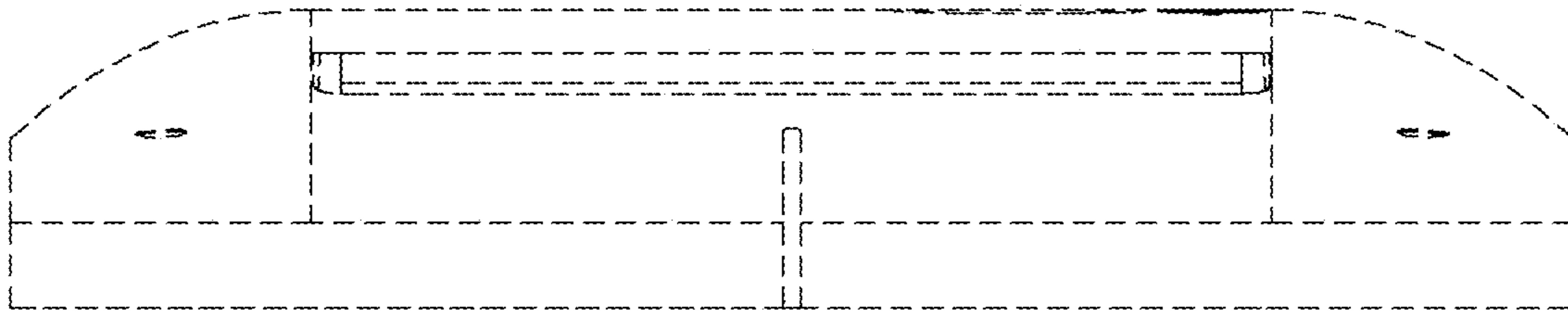


FIG. 6




FIG. 7