



US00D892642S

(12) **United States Design Patent** (10) **Patent No.:** **US D892,642 S**
Frei (45) **Date of Patent:** **** Aug. 11, 2020**

(54) **CLOCK**
(71) Applicant: **IKA—Werke GmbH & Co. KG,**
Staufen (DE)
(72) Inventor: **Andreas Frei,** Staufen (DE)
(73) Assignee: **IKA—Werke GmbH & Co. KG,**
Staufen (DE)
(**) Term: **15 Years**

D46,008 S * 6/1914 Shure D10/8
D86,023 S * 1/1932 Harrison D10/26
D89,742 S * 5/1933 Bourquin D10/9
D90,945 S * 10/1933 Glassberg D14/170
D91,621 S * 2/1934 Gottlieb D10/5
D94,829 S 3/1935 Gottlieb
2,054,677 A * 9/1936 Lux G04B 25/06
368/229
D118,559 S * 1/1940 Hess D10/26
D158,642 S 5/1950 Braunberger
2,574,704 A 11/1951 Paul et al.
D199,576 S 11/1964 Stubbmann
D234,190 S 1/1975 Daher

(Continued)

(21) Appl. No.: **29/642,043**

(22) Filed: **Mar. 27, 2018**

Related U.S. Application Data

(62) Division of application No. 29/606,608, filed on Jun. 6, 2017, now Pat. No. Des. 816,516, which is a division of application No. 29/547,538, filed on Dec. 4, 2015, now Pat. No. Des. 791,618.

Foreign Application Priority Data

Jun. 10, 2015 (EM) 001435762-01-0011

(51) **LOC (12) Cl.** **10-01**

(52) **U.S. Cl.**
USPC **D10/24**

(58) **Field of Classification Search**
USPC D10/1, 2, 5, 6, 7, 8, 14, 18, 11, 24-29,
D10/44, 55; D14/217, 214, 388, 433
CPC G04G 13/00; G04G 13/02; G04G 13/021;
G04G 17/00; G04G 17/08; G04B 25/00;
G04B 25/005; G04B 25/02; G04B 25/04;
G04B 25/06

See application file for complete search history.

(56) **References Cited**

U.S. PATENT DOCUMENTS

1,041,177 A 10/1912 Schmidt
D43,593 S 2/1913 Fischer

FOREIGN PATENT DOCUMENTS

CH 1459561 8/1964
CN 201630059818 3/2016

(Continued)

Primary Examiner — Sheryl Lane

Assistant Examiner — Samantha N Wood

(74) *Attorney, Agent, or Firm* — Volpe and Koenig, P.C.

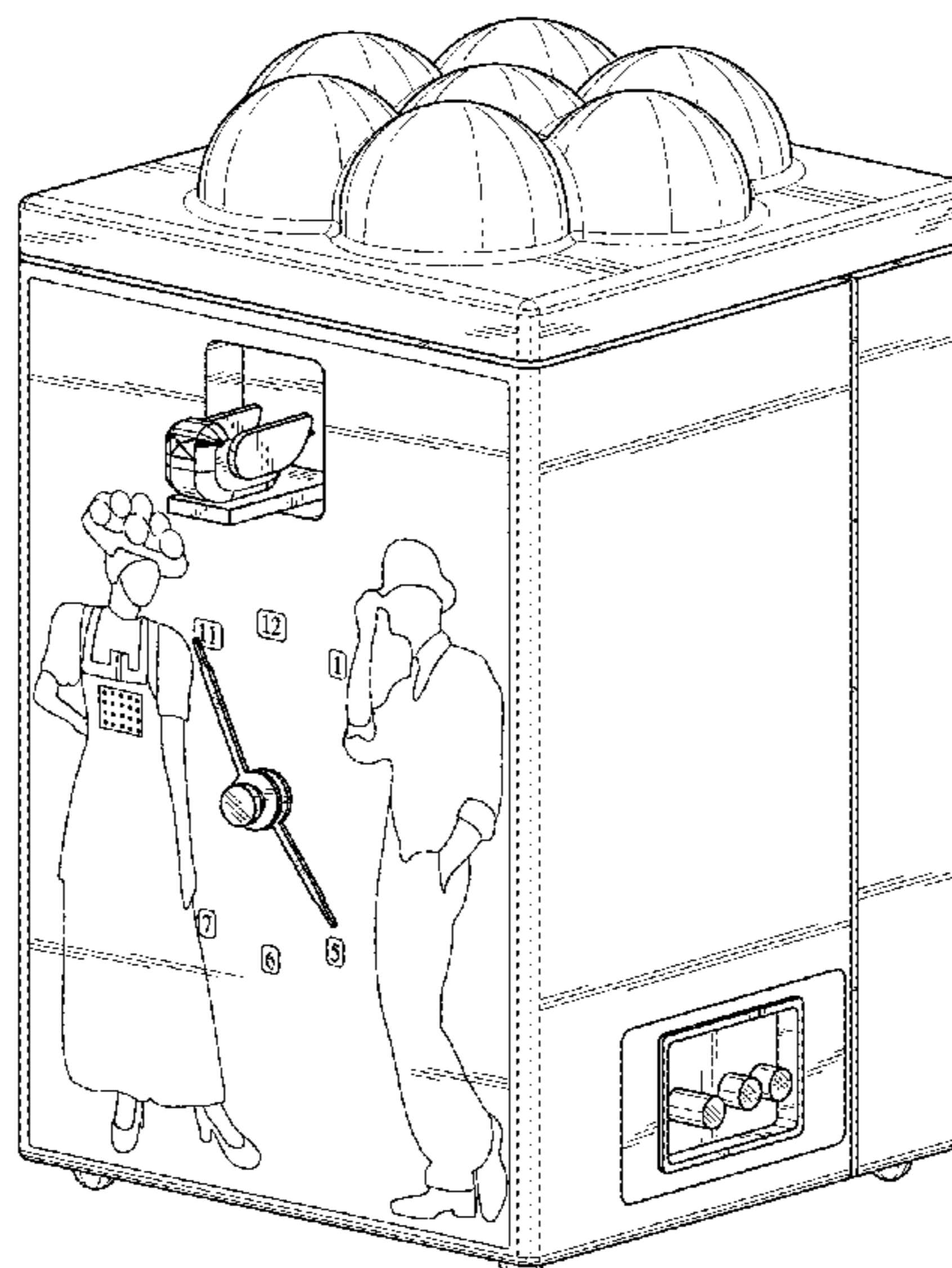
(57) **CLAIM**

The ornamental design for a clock, as shown and described.

DESCRIPTION

FIG. 1 is a top, front, right perspective view of a clock in accordance with my design;
FIG. 2 is a front elevational view thereof;
FIG. 3 is a right side elevational view thereof;
FIG. 4 is a left side elevational view thereof;
FIG. 5 is a top plan view thereof;
FIG. 6 is a bottom plan view thereof; and,
FIG. 7 is a rear elevational view thereof.
The broken lines represent parts of the clock that form no part of the claimed design.

1 Claim, 7 Drawing Sheets



(56)

References Cited

U.S. PATENT DOCUMENTS

3,918,249 A 11/1975 Masuyama
 D245,396 S 8/1977 Creamer
 4,098,068 A 7/1978 Masuyama
 D259,923 S 7/1981 Chavana
 D260,374 S 8/1981 Umanoff
 D274,191 S * 6/1984 Aoijs D10/15
 D295,384 S 4/1988 Apker
 D316,819 S * 5/1991 Odaka D10/19
 D318,429 S 7/1991 Ikeya et al.
 D344,027 S 2/1994 Shimamura
 D346,116 S 4/1994 Godinger
 D361,518 S 8/1995 Petruzzi
 D364,823 S 12/1995 Stewart
 D407,323 S 3/1999 Holt
 5,966,346 A * 10/1999 Arai G04G 13/021
 368/261
 D438,805 S 3/2001 Leykekmhakher et al.
 D440,407 S * 4/2001 Farley D10/6
 D443,533 S 6/2001 Siroky
 D460,379 S 7/2002 Raviv
 D467,818 S 12/2002 Chan
 D470,188 S 2/2003 Wells et al.
 D473,145 S 4/2003 Chang
 D523,354 S 6/2006 Li
 D555,014 S 11/2007 Uno et al.

D577,743 S 9/2008 Liu
 7,477,574 B2 1/2009 Takiguchi
 D585,765 S 2/2009 Young
 D588,043 S 3/2009 Hardy
 D588,476 S 3/2009 Wehrly
 D598,786 S 8/2009 Buchheim
 D629,002 S 12/2010 Bau
 D638,195 S 5/2011 Goldstein
 D645,468 S 9/2011 Skulina et al.
 D694,652 S 12/2013 Tompkin
 D695,709 S 12/2013 Szymanski et al.
 D699,622 S 2/2014 Mulvoy et al.
 D700,527 S 3/2014 Garrett
 D706,647 S 6/2014 Jacques
 D712,284 S 9/2014 Parmigiani
 D725,492 S 3/2015 Pennington
 D727,174 S 4/2015 Pennington
 D734,291 S 7/2015 Wong
 D754,102 S 4/2016 Sun
 2009/0056483 A1 3/2009 Tsai

FOREIGN PATENT DOCUMENTS

CN 201630309086 7/2016
 JP 6337837 12/1993
 WO WO-D042126-005 * 11/1997

* cited by examiner

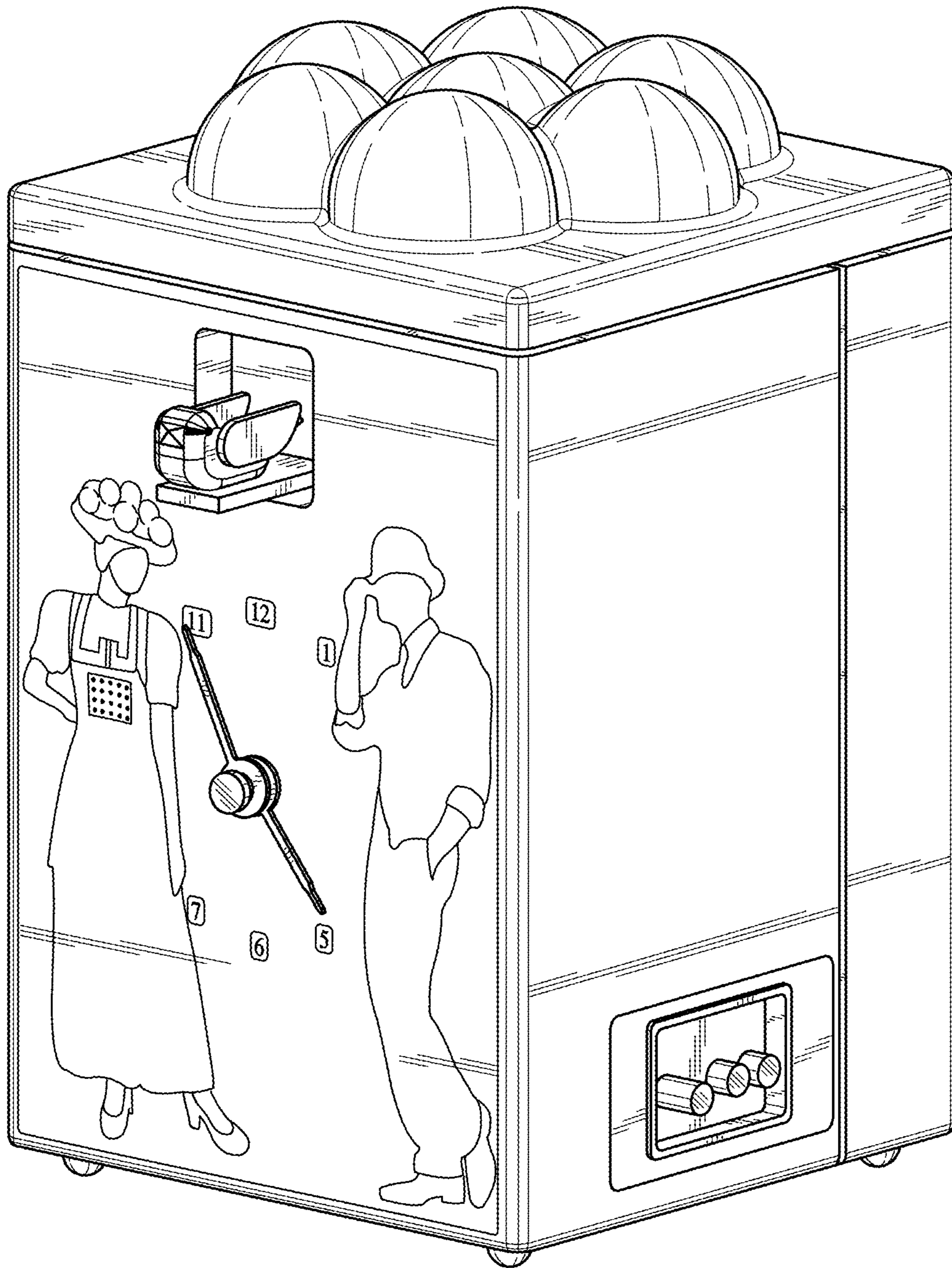


Fig. 1

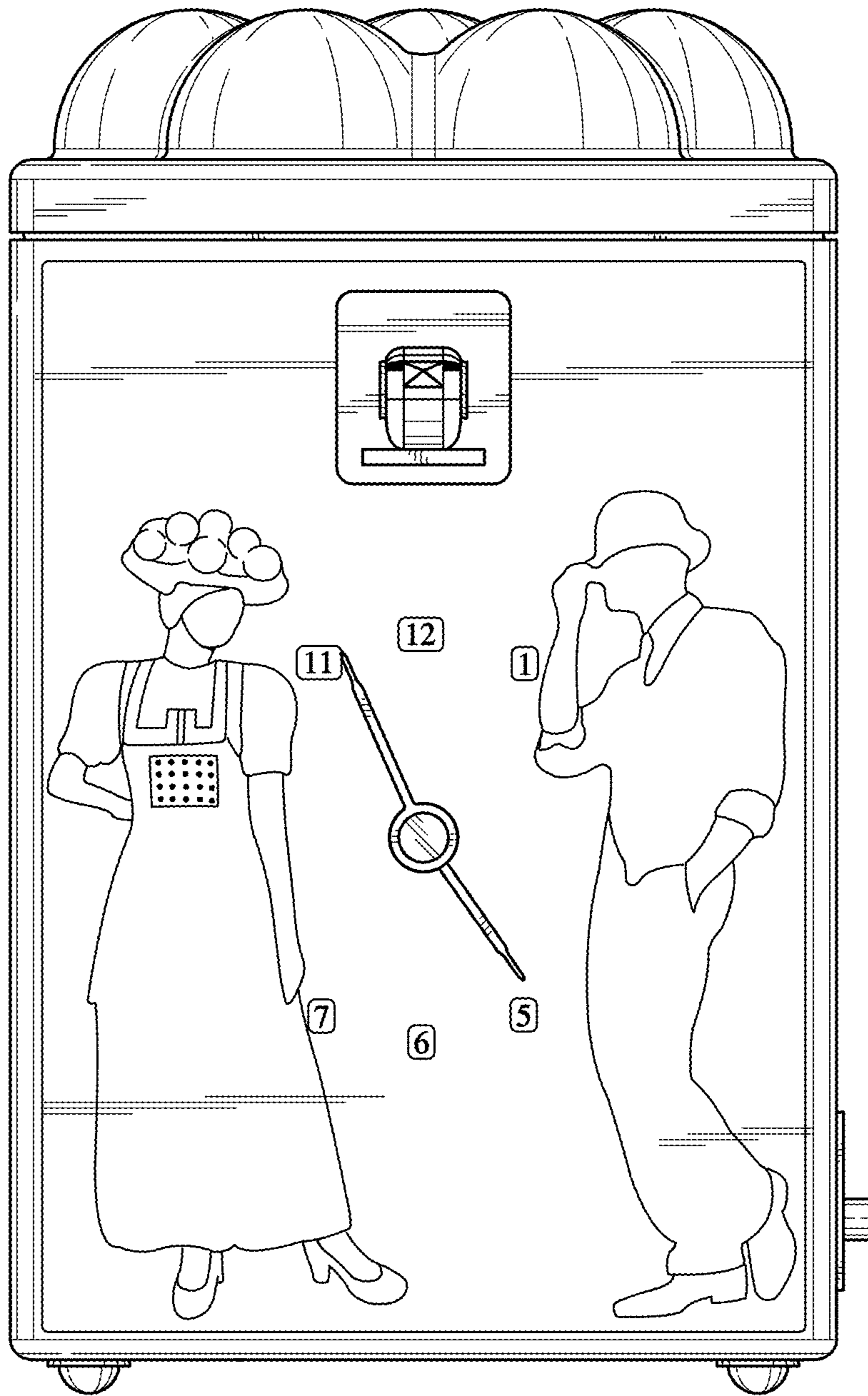


Fig. 2

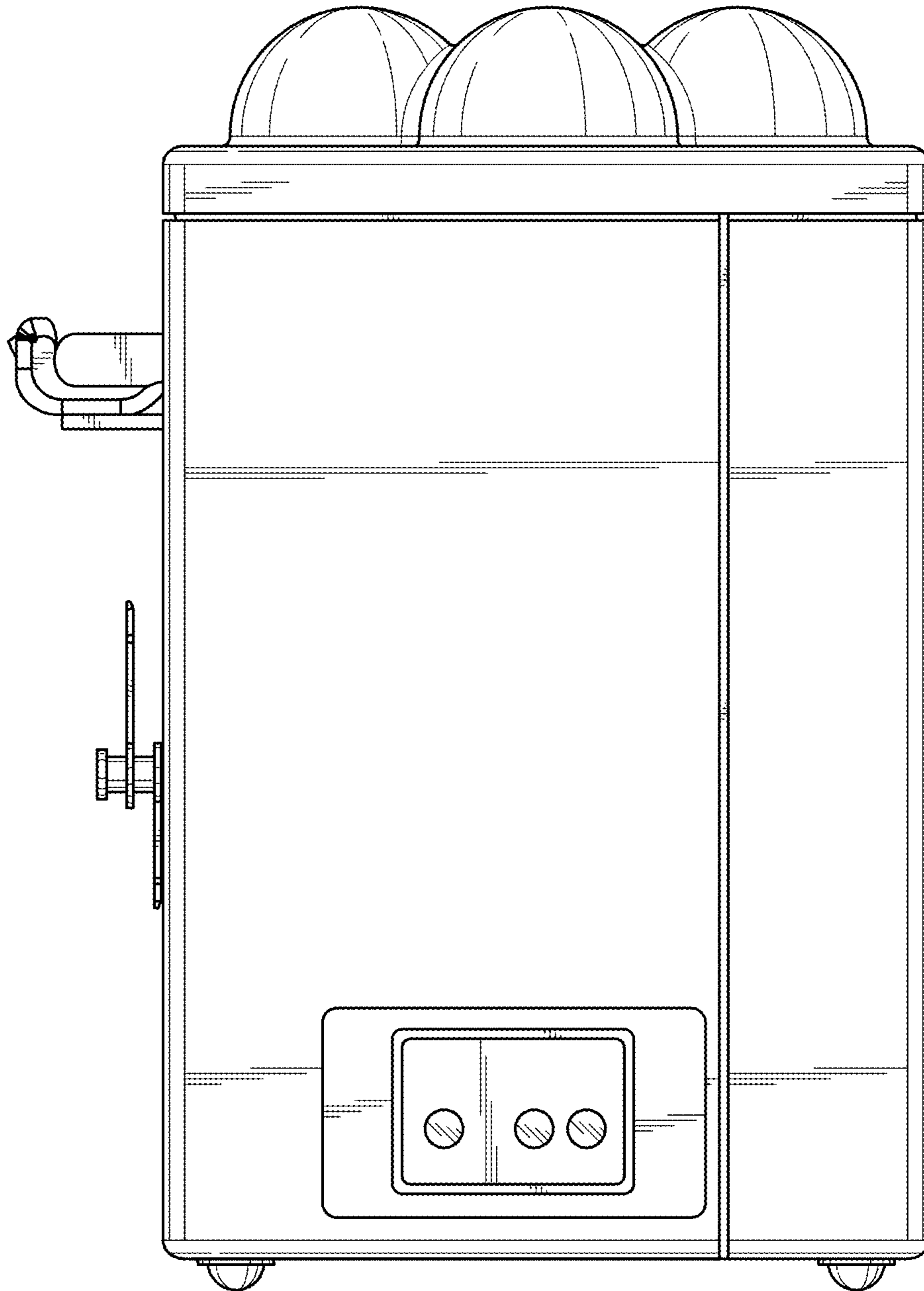


Fig. 3

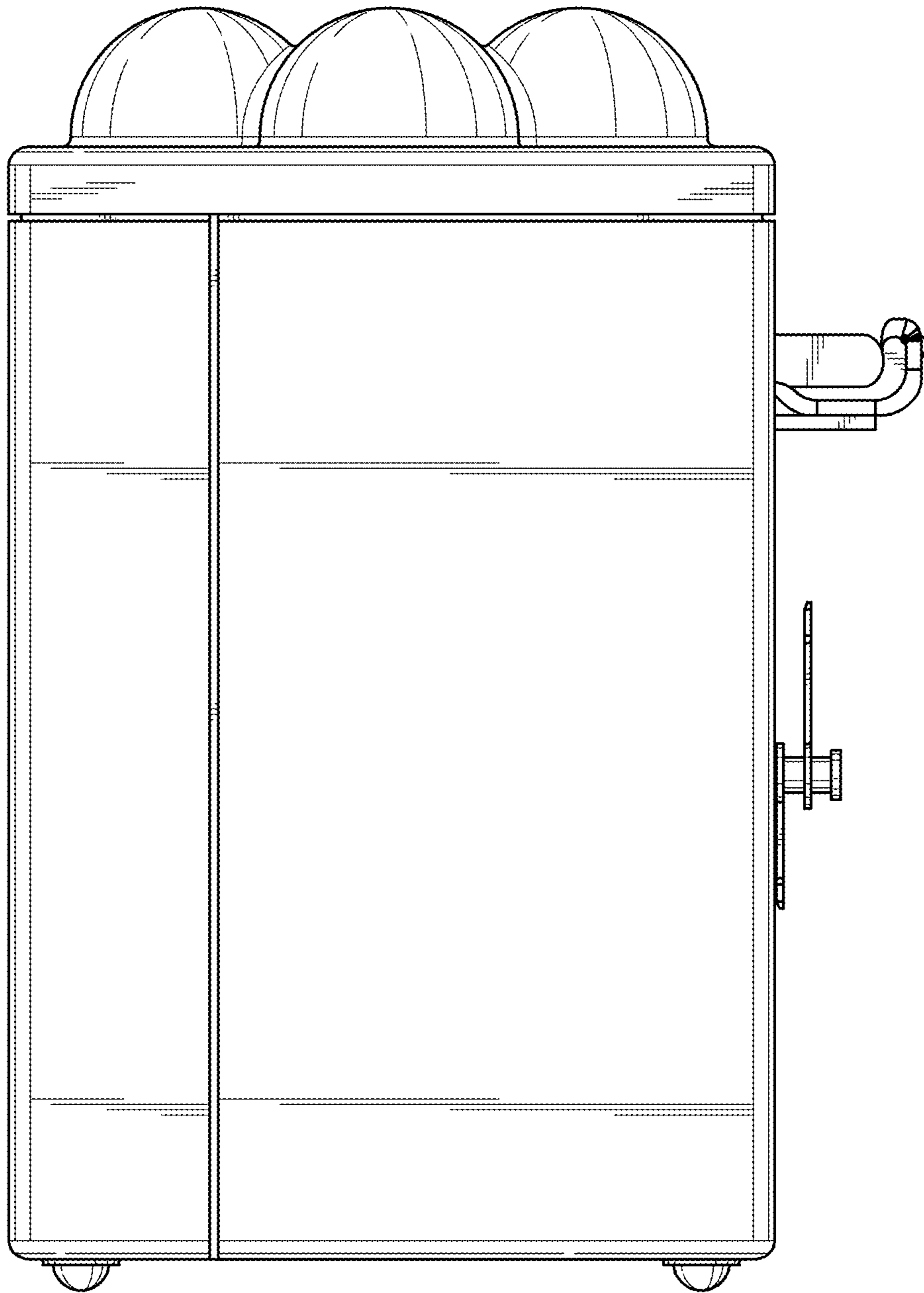


Fig. 4

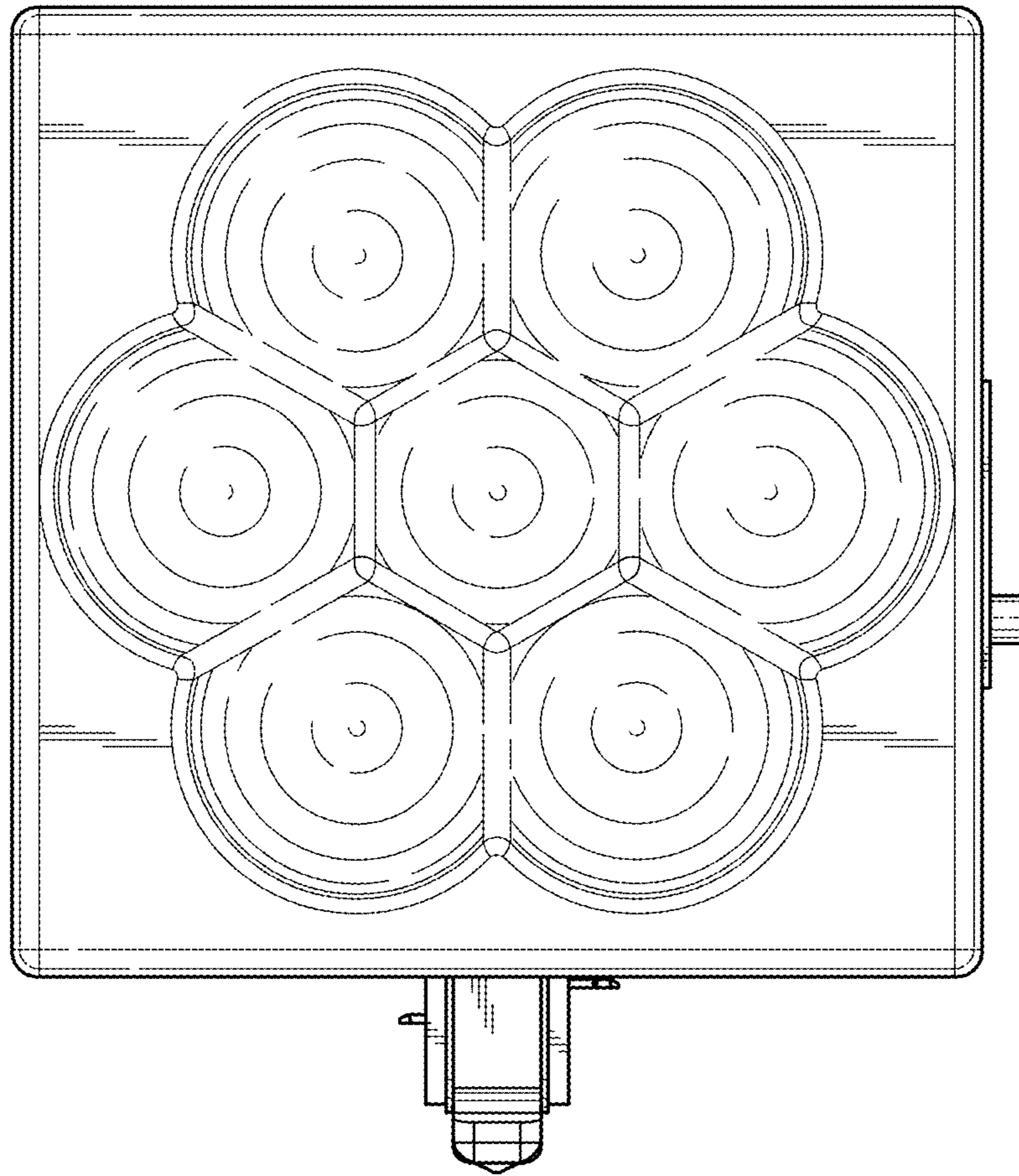


Fig. 5

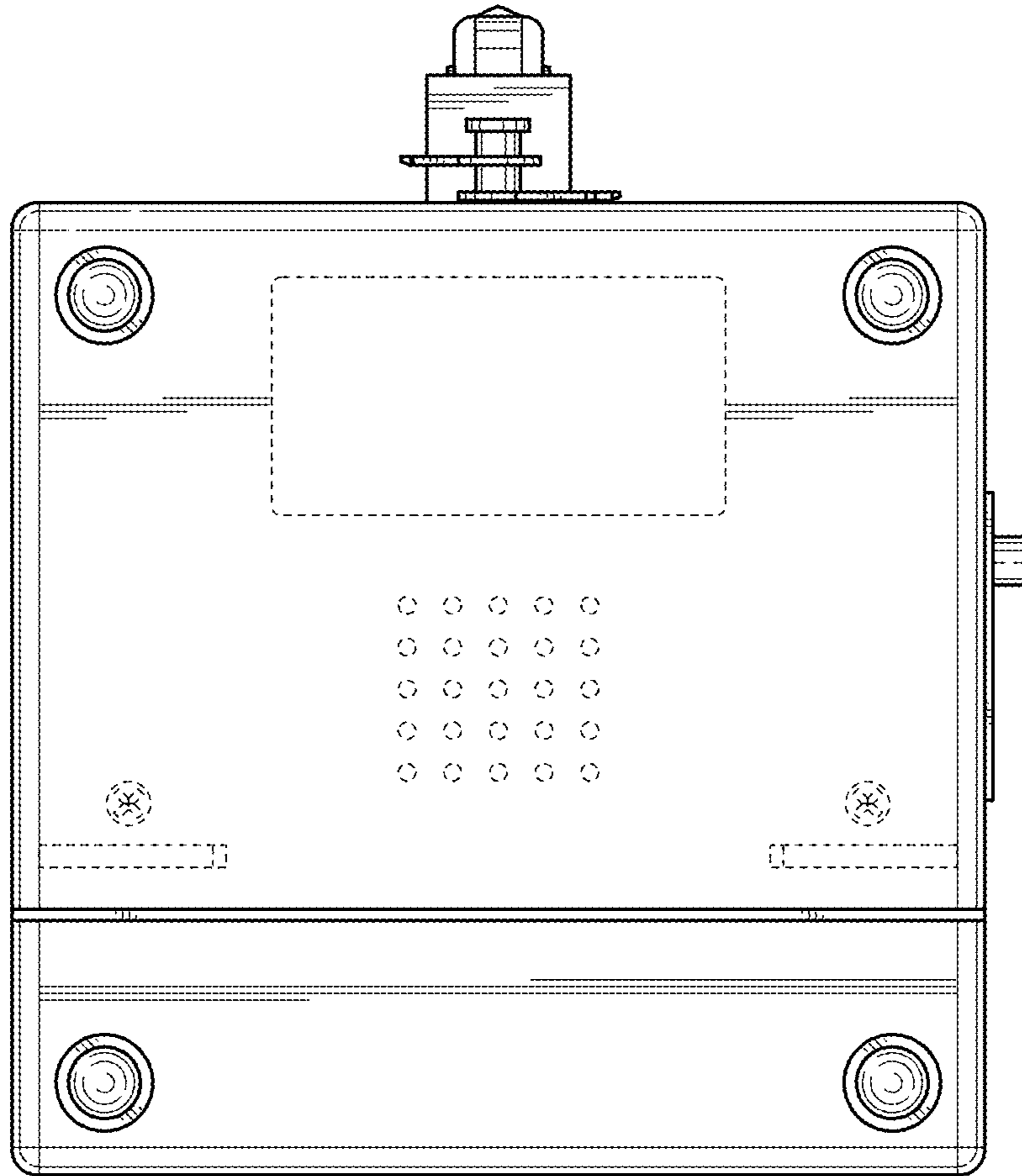


Fig. 6

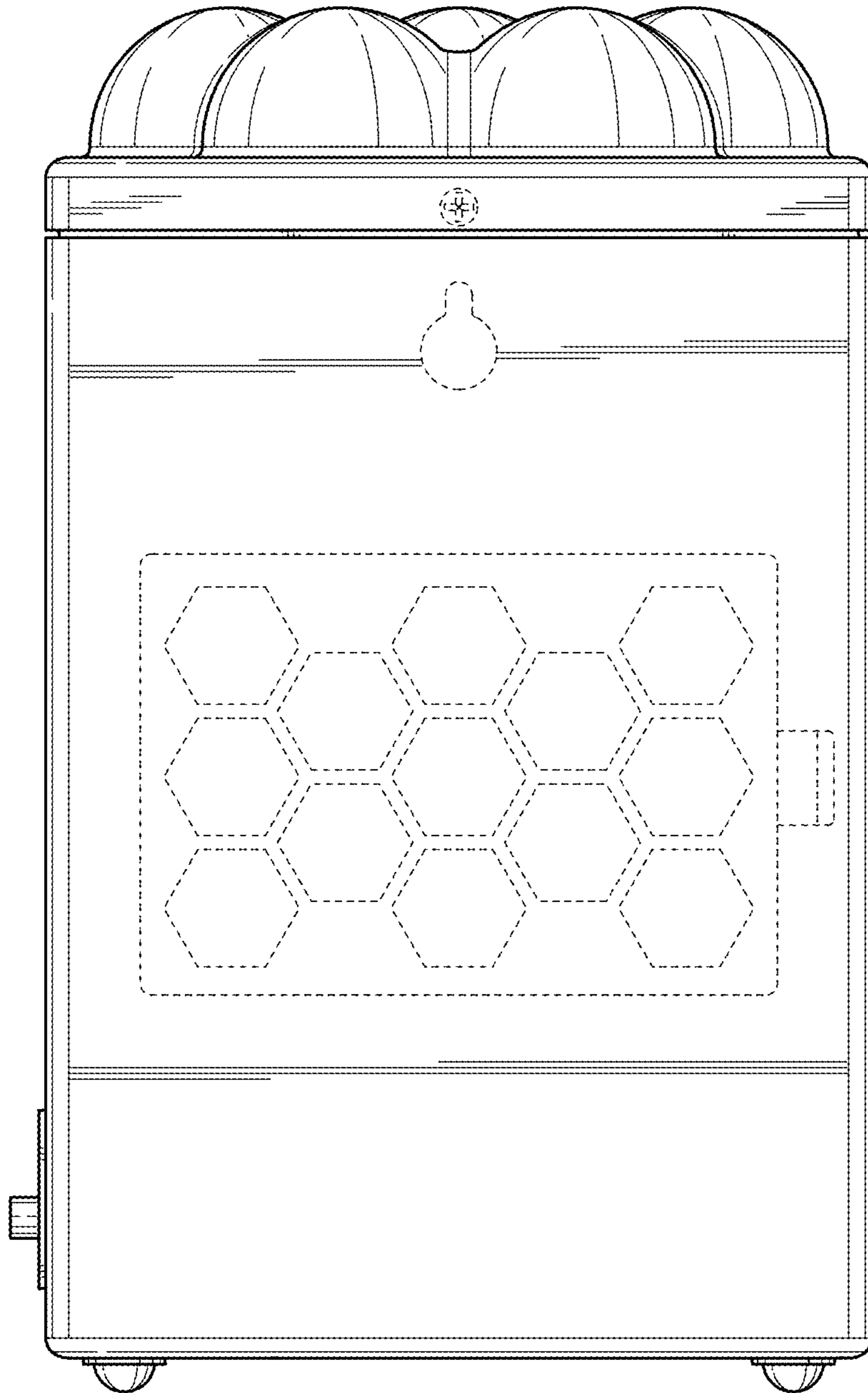


Fig. 7