

US00D892640S

(12) **United States Design Patent** (10) **Patent No.:** **US D892,640 S**
Nabeta et al. (45) **Date of Patent:** **** *Aug. 11, 2020**

(54) **AEROSOL CAN BODY**

FOREIGN PATENT DOCUMENTS

(71) Applicant: **Daiwa Can Company**, Tokyo (JP)

JP D1593825 * 12/2017
JP D1593826 * 12/2017

(72) Inventors: **Chiharu Nabeta**, Kanagawa (JP);
Hiroyuki Ohno, Kanagawa (JP)

(Continued)

(73) Assignee: **Daiwa Can Company**, Tokyo (JP)

OTHER PUBLICATIONS

(*) Notice: This patent is subject to a terminal disclaimer.

Cyclo Industries, [on-line photo]; [photo uploaded to the Internet on May 19, 2017]; [retrieved from the Internet on Jun. 26, 2019]; URL: <https://www.facebook.com/CycloIndustries/photos/a.360438860661870/1390274287678317/?type=3&theater>. (1 pg). (Year: 2017).*

(**) Term: **15 Years**

(Continued)

(21) Appl. No.: **29/605,933**

Primary Examiner — Jasmine Mlinarcik

(22) Filed: **May 31, 2017**

(74) *Attorney, Agent, or Firm* — Fitch, Even, Tabin & Flannery LLP

(51) **LOC (12) Cl.** **09-03**

(52) **U.S. Cl.**
USPC **D9/775**

(58) **Field of Classification Search**
USPC D7/601, 602, 603, 605, 608, 615;
D9/521, 530, 537, 538, 545, 549, 556,
D9/682, 688, 690, 691, 692, 763, 772,
D9/773, 774, 775, 776, 777

CPC B65D 1/00; B65D 1/02; B65D 1/0223;
B65D 1/023; B65D 1/12; B65D 1/14;
B65D 1/16; B65D 1/165

See application file for complete search history.

(57) **CLAIM**

We claim the ornamental design for an aerosol can body, as shown and described.

DESCRIPTION

FIG. 1 is a front view of an aerosol can body, showing our new design;
FIG. 2 is a rear view thereof;
FIG. 3 is a top view thereof;
FIG. 4 is a bottom view thereof;
FIG. 5 is a left side view thereof;
FIG. 6 is a right side view thereof; and,
FIG. 7 is an enlarged section cut view taken along the line 7-7 in FIG. 1.

The even-length broken lines and unshaded areas within the broken lines depict portions of the aerosol can body that form no part of the claimed design. The dot-dash-dot broken lines define the bounds of the claim and form no part of the claimed design.

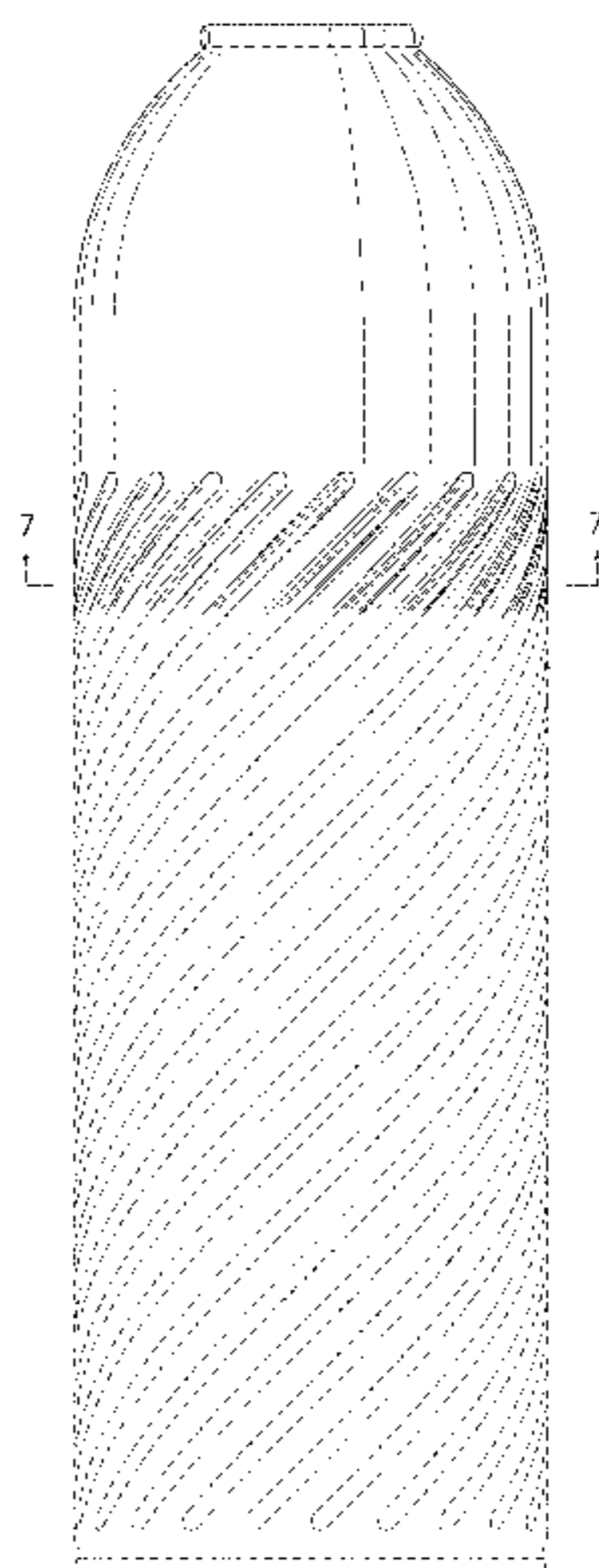
(56) **References Cited**

U.S. PATENT DOCUMENTS

D109,331 S *	4/1938	McManus et al.	220/906
D222,850 S *	1/1972	Zeop	D9/545
D230,136 S *	1/1974	Strand	D9/552
D346,745 S *	5/1994	Heynen	D9/518
D347,172 S *	5/1994	Heynen	D9/518
D368,035 S *	3/1996	Ahern, Jr.	D9/556
D376,319 S *	12/1996	Miller	D9/538
D406,065 S *	2/1999	Cheng	D9/434
D429,156 S *	8/2000	Williams	D9/520
D484,809 S *	1/2004	Pascuzzo	D9/537
D489,987 S *	5/2004	Ogata	D9/774

(Continued)

1 Claim, 6 Drawing Sheets



(56)

References Cited

U.S. PATENT DOCUMENTS

D492,599	S	*	7/2004	Enoki	D9/500
D492,601	S		7/2004	Ogata et al.		
D524,164	S	*	7/2006	Goda	D9/556
D550,019	S	*	9/2007	Lincer	D7/300
D551,986	S	*	10/2007	Rubin	D9/552
D556,044	S	*	11/2007	Hirata	D9/520
D701,464	S	*	3/2014	Ogata	D9/772
D736,629	S	*	8/2015	Fleischhacker	D9/500
D742,251	S	*	11/2015	Kaanta	D9/772
D758,207	S	*	6/2016	Kaanta	D9/772
D804,318	S	*	12/2017	Perez	D9/550

FOREIGN PATENT DOCUMENTS

JP	D1593827	*	12/2017
JP	D1593828	*	12/2017
JP	D1593829	*	12/2017

OTHER PUBLICATIONS

DS Containers, [on-line photo]; [photo uploaded to the Internet on Oct. 20, 2017]; [retrieved from the Internet on Jun. 26, 2019]; URL: <https://www.facebook.com/dscontainers/photos/a.388408887858308/1719788008053716/?type=3&theater>. (1 pg). (Year: 2017).*

Debossing, [on-line]; [Internet Wayback Machine crawl-back date found on May 13, 2017]; [retrieved from the Internet on Jun. 26, 2019]; URL: <https://web.archive.org/web/20170513181543/http://www.dscontainers.com/products.php>. (2 pgs). (Year: 2017).*

* cited by examiner

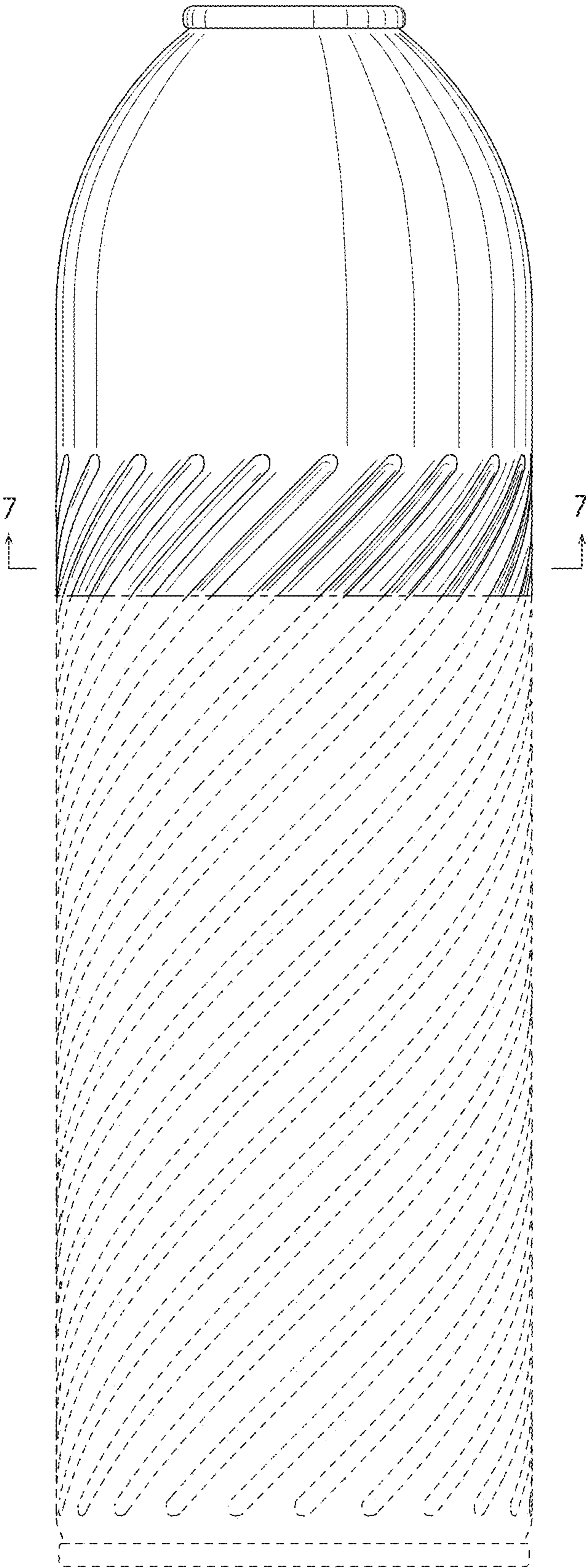


Fig. 1




Fig.2

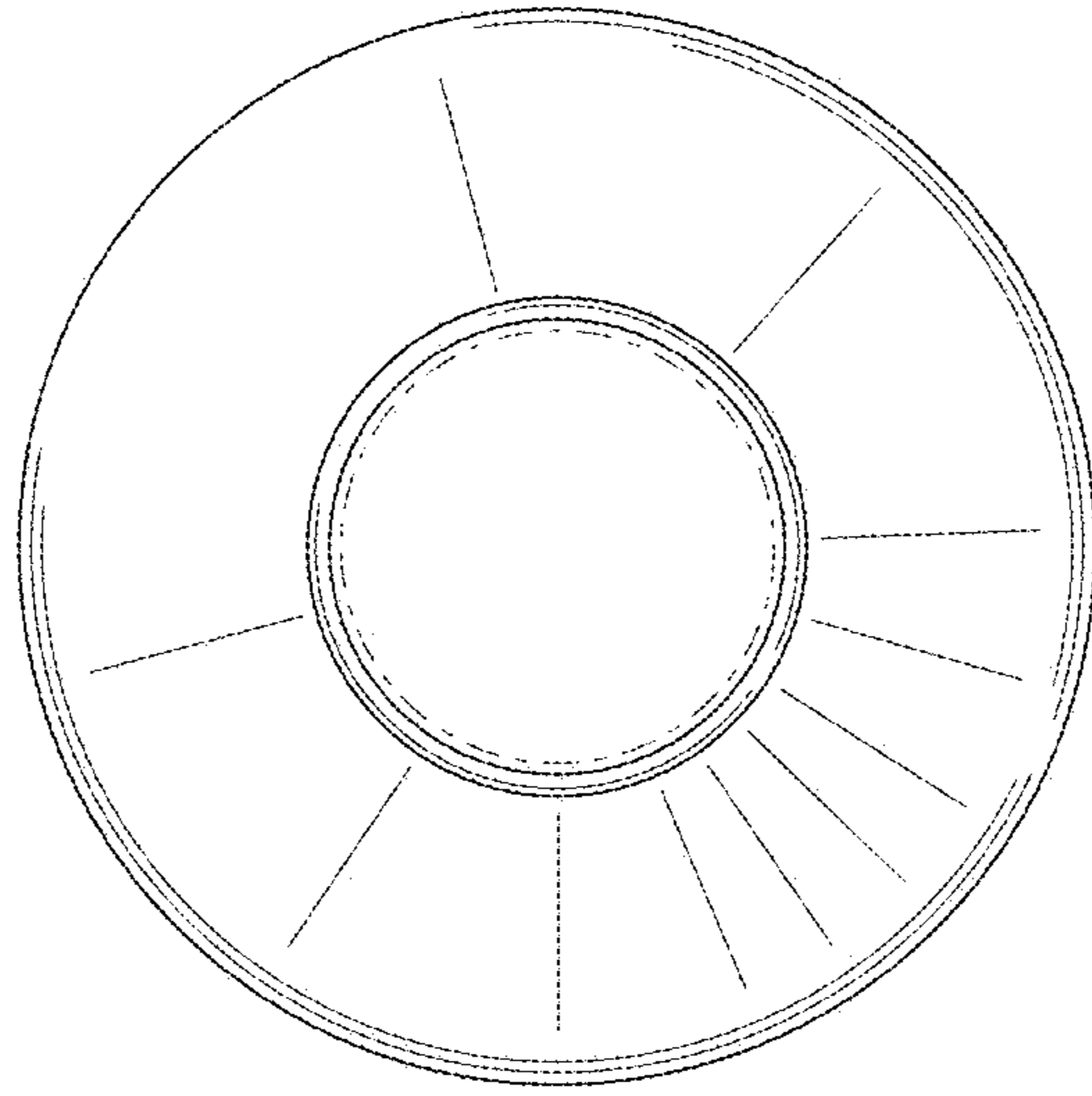


Fig. 3




Fig. 4




Fig. 5




Fig. 6




Fig. 7