



US00D892639S

(12) **United States Design Patent** (10) **Patent No.:** **US D892,639 S**
Nabeta et al. (45) **Date of Patent:** **** *Aug. 11, 2020**

- (54) **AEROSOL CAN BODY**
- (71) Applicant: **Daiwa Can Company**, Tokyo (JP)
- (72) Inventors: **Chiharu Nabeta**, Kanagawa (JP);
Hiroyuki Ohno, Kanagawa (JP)
- (73) Assignee: **Daiwa Can Company**, Tokyo (JP)
- (*) Notice: This patent is subject to a terminal disclaimer.
- (**) Term: **15 Years**
- (21) Appl. No.: **29/605,898**
- (22) Filed: **May 31, 2017**
- (51) **LOC (12) Cl.** **09-03**
- (52) **U.S. Cl.**
USPC **D9/775**
- (58) **Field of Classification Search**
USPC D7/601, 602, 603, 605, 608, 615;
D9/521, 530, 537, 538, 545, 549, 556,
(Continued)

- (56) **References Cited**
U.S. PATENT DOCUMENTS
D109,331 S * 4/1938 McManus et al. 220/906
D222,850 S * 1/1972 Zeop D9/545
(Continued)

- FOREIGN PATENT DOCUMENTS**
JP D1593825 * 12/2017
JP D1593826 * 12/2017
(Continued)

- OTHER PUBLICATIONS**
Cyclo Industries, [on-line photo]; [photo uploaded to the Internet on May 19, 2017]; [retrieved from the Internet on Jun. 26, 2019]; URL: <https://www.facebook.com/CycloIndustries/photos/a.360438860661870/1390274287678317/?type=3&theater>. (1 pg). (Year: 2017).*
(Continued)

Primary Examiner — Jasmine Mlinarcik
(74) *Attorney, Agent, or Firm* — Fitch, Even, Tabin & Flannery LLP

(57) **CLAIM**
We claim the ornamental design for an aerosol can body, as shown and described.

DESCRIPTION
FIG. 1 is a front view of an aerosol can body, showing a first embodiment of our new design;
FIG. 2 is a rear view thereof;
FIG. 3 is a top view thereof;
FIG. 4 is a bottom view thereof;
FIG. 5 is a left side view thereof;
FIG. 6 is a right side view thereof;
FIG. 7 is an enlarged section cut view taken along the line 7-7 in FIG. 1;
FIG. 8 is a front view of an aerosol can body, showing a second embodiment of our new design;
FIG. 9 is a rear view thereof;
FIG. 10 is a top view thereof;
FIG. 11 is a bottom view thereof;
FIG. 12 is a left side view thereof;
FIG. 13 is a right side view thereof;
FIG. 14 is an enlarged section cut view taken along the line 14-14 in FIG. 8;
FIG. 15 is a front view of an aerosol can body, showing a third embodiment of our new design;
FIG. 16 is a rear view thereof;
FIG. 17 is a top view thereof;
FIG. 18 is a bottom view thereof;
FIG. 19 is a left side view thereof;
FIG. 20 is a right side view thereof;
FIG. 21 is an enlarged section cut view taken along the line 21-21 in FIG. 15;
FIG. 22 is a front view of an aerosol can body, showing a fourth embodiment of our new design;
FIG. 23 is a rear view thereof;
FIG. 24 is a top view thereof;
FIG. 25 is a bottom view thereof;
FIG. 26 is a left side view thereof;
FIG. 27 is a right side view thereof; and,
(Continued)




FIG. 28 is an enlarged section cut view taken along the line 28-28 in FIG. 22.

The even-length broken lines and unshaded areas within the broken lines depict portions of the aerosol can body that form no part of the claimed design. The dot-dash-dot broken lines define the bounds of the claim and form no part of the claimed design.

1 Claim, 24 Drawing Sheets

(58) Field of Classification Search

USPC D9/682, 688, 690, 691, 692, 763, 772,
D9/773, 774, 775, 776, 777
CPC B65D 1/00; B65D 1/02; B65D 1/0223;
B65D 1/023; B65D 1/12; B65D 1/14;
B65D 1/16; B65D 1/165

See application file for complete search history.

(56) References Cited

U.S. PATENT DOCUMENTS

D230,136 S *	1/1974	Strand	D9/552
D346,745 S *	5/1994	Heynen	D9/518
D347,172 S *	5/1994	Heynen	D9/518
D368,035 S *	3/1996	Ahern, Jr.	D9/556
D376,319 S *	12/1996	Miller	D9/538
D406,065 S *	2/1999	Cheng	D9/434
D429,156 S *	8/2000	Williams	D9/520

D484,809 S *	1/2004	Pascuzzo	D9/537
D489,987 S *	5/2004	Ogata	D9/774
D492,599 S *	7/2004	Enoki	D9/500
D492,601 S	7/2004	Ogata et al.	
D524,164 S *	7/2006	Goda	D9/556
D550,019 S *	9/2007	Lincer	D7/300
D551,986 S *	10/2007	Rubin	D9/552
D556,044 S *	11/2007	Hirata	D9/520
D701,464 S *	3/2014	Ogata	D9/772
D736,629 S *	8/2015	Fleischhacker	D9/500
D742,251 S *	11/2015	Kaanta	D9/772
D758,207 S *	6/2016	Kaanta	D9/772
D804,318 S *	12/2017	Perez	D9/550

FOREIGN PATENT DOCUMENTS

JP	D1593827	* 12/2017
JP	D1593828	* 12/2017
JP	D1593829	* 12/2017

OTHER PUBLICATIONS

DS Containers, [on-line photo]; [photo uploaded to the Internet on Oct. 20, 2017]; [retrieved from the Internet on Jun. 26, 2019]; URL: <https://www.facebook.com/dscontainers/photos/a.388408887858308/1719788008053716/?type=3&theater>. (1 pg). (Year: 2017).*

Debossing, [on-line]; [Internet Wayback Machine crawl-back date found on May 13, 2017]; [retrieved from the Internet on Jun. 26, 2019]; URL: <https://web.archive.org/web/20170513181543/http://www.dscontainers.com/products.php>. (2 pgs). (Year: 2017).*

* cited by examiner

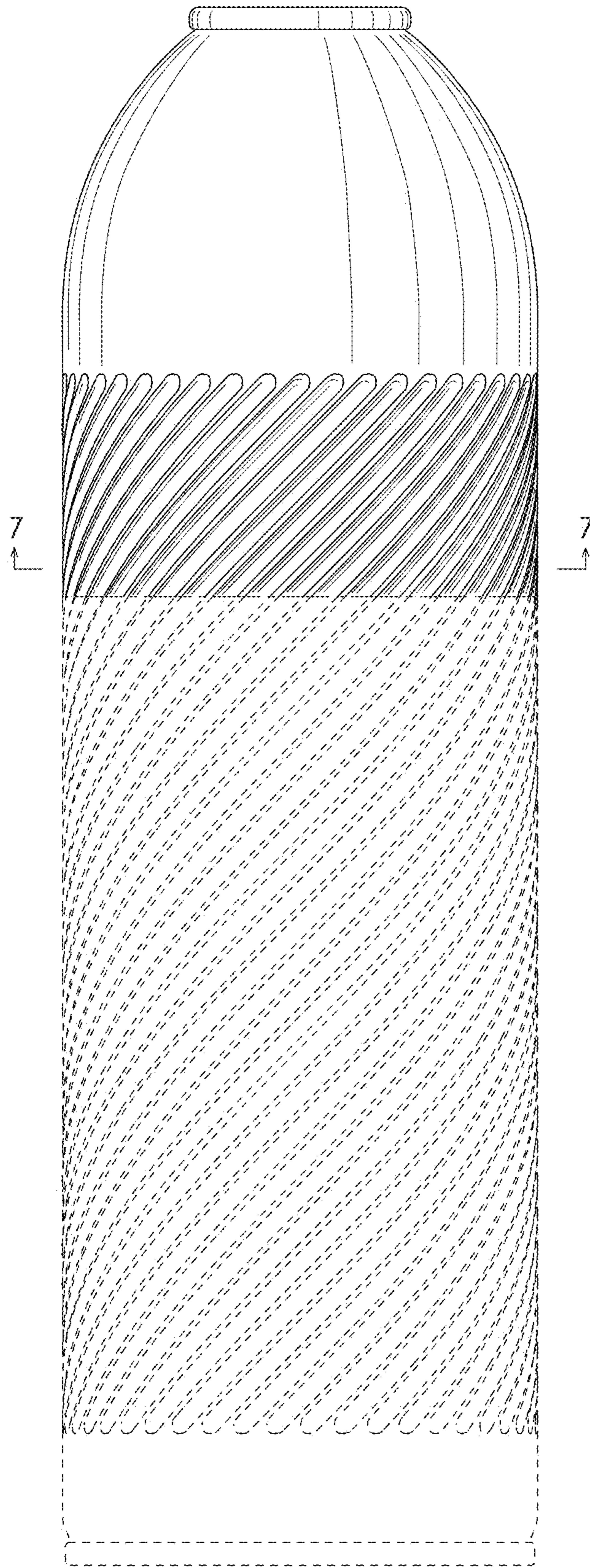


Fig. 1




Fig.2

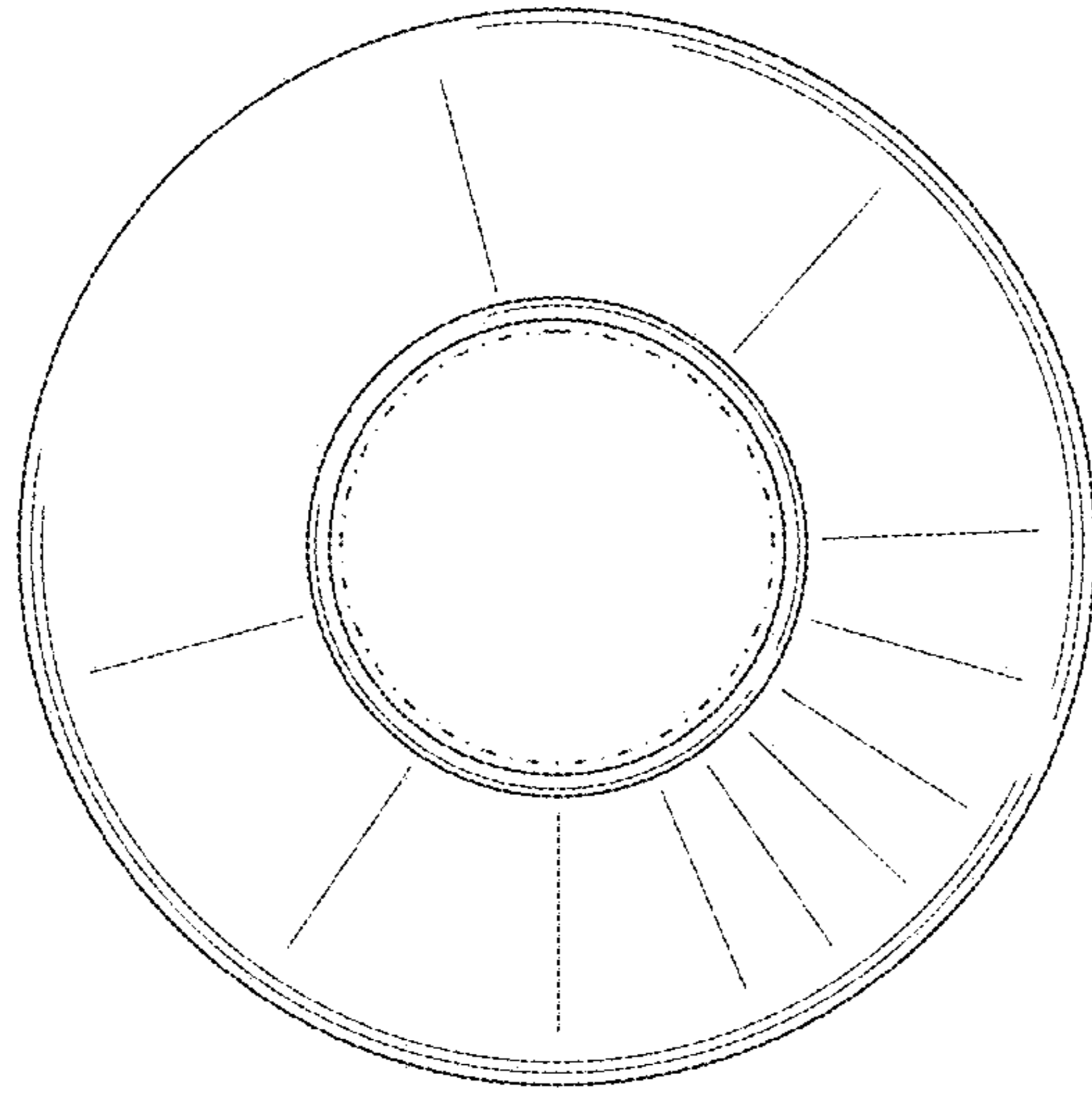


Fig.3




Fig.4




Fig. 5




Fig. 6




Fig.7

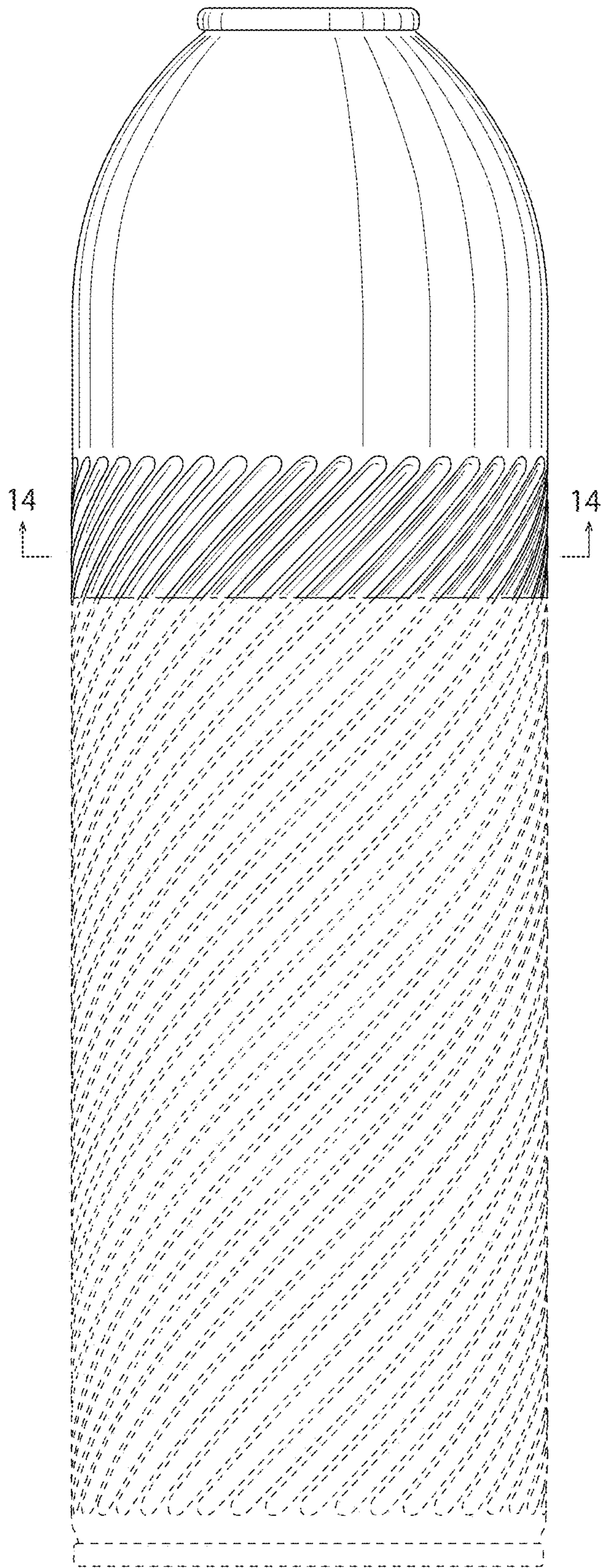


Fig. 8




Fig. 9

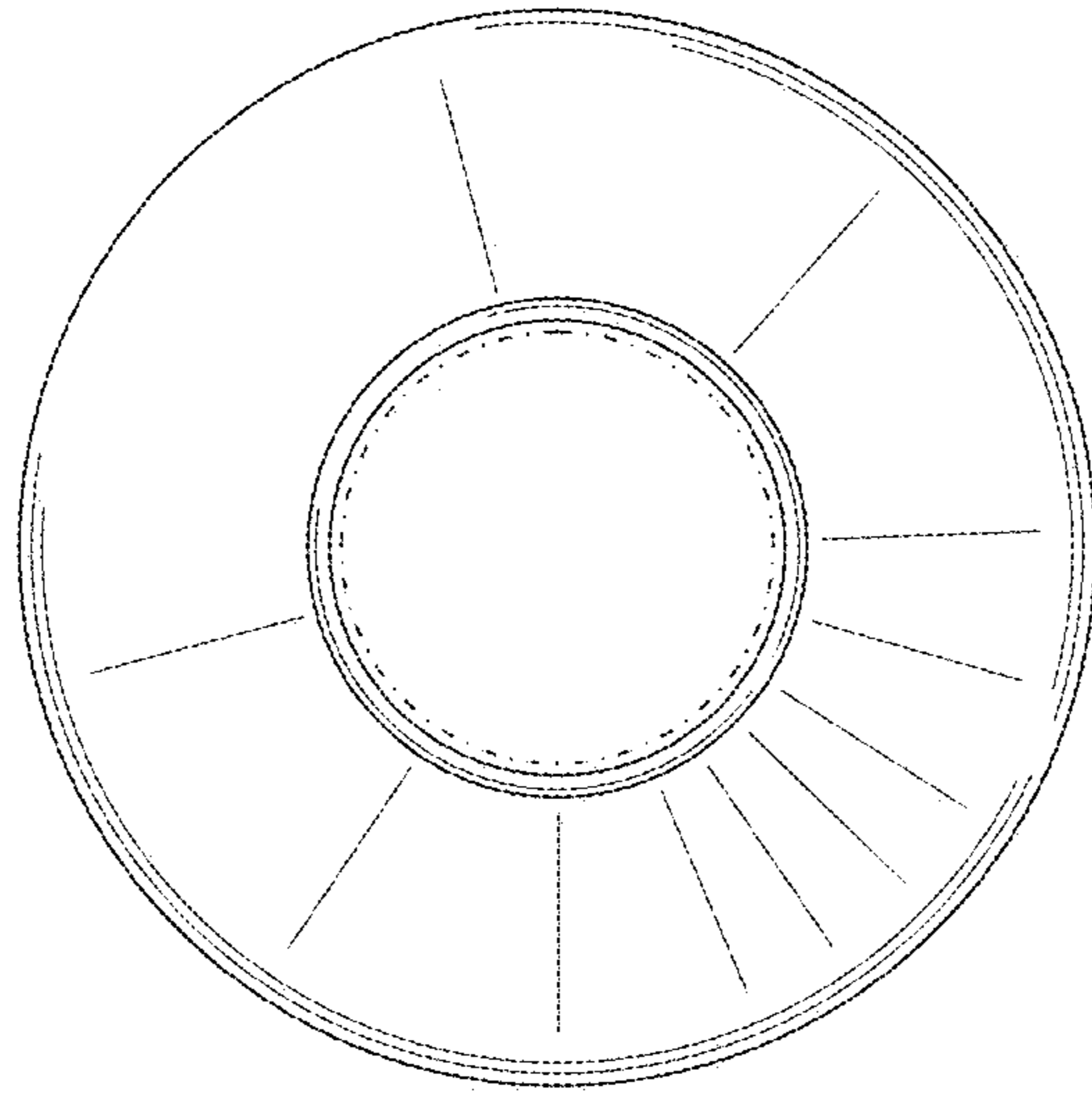


Fig. 10




Fig. 11




Fig. 12




Fig. 13




Fig. 14

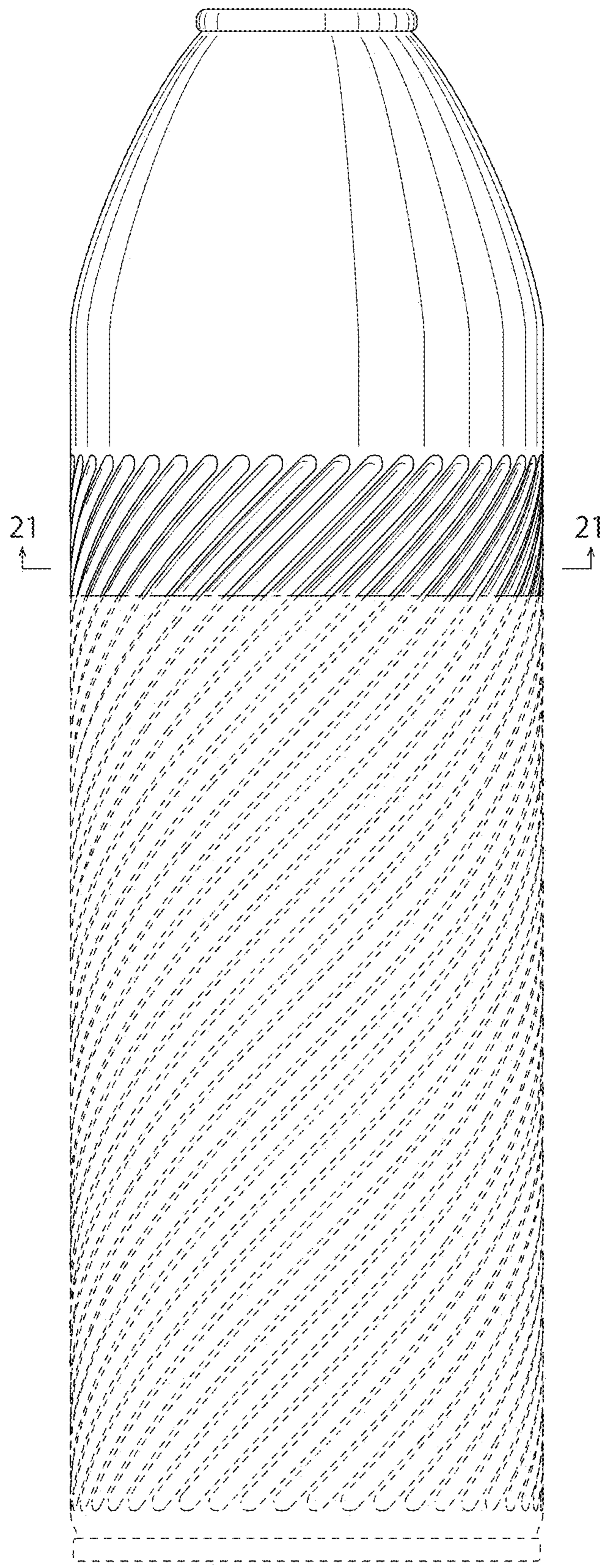


Fig. 15




Fig. 16

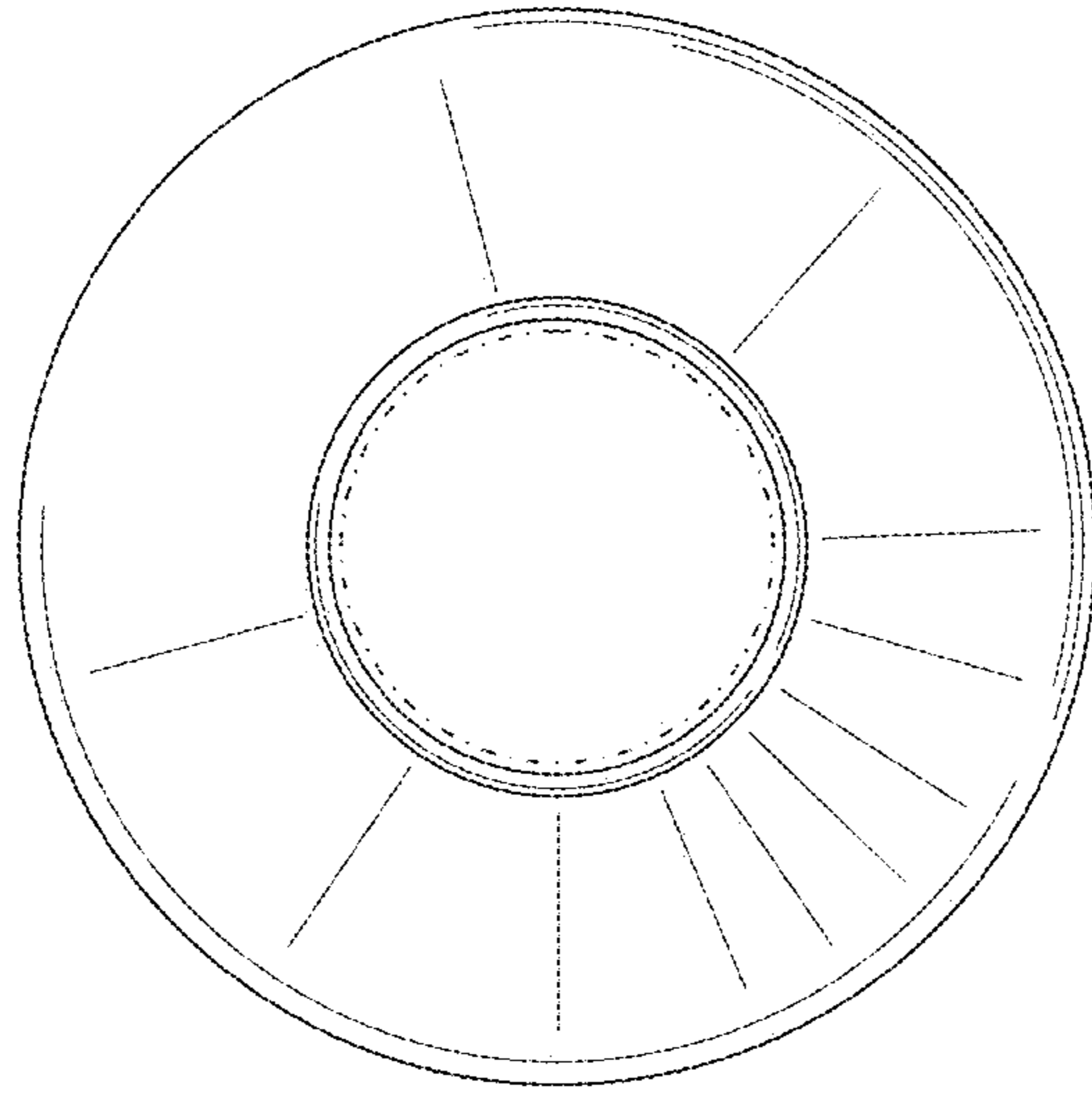


Fig. 17




Fig. 18




Fig. 19




Fig.20




Fig.21

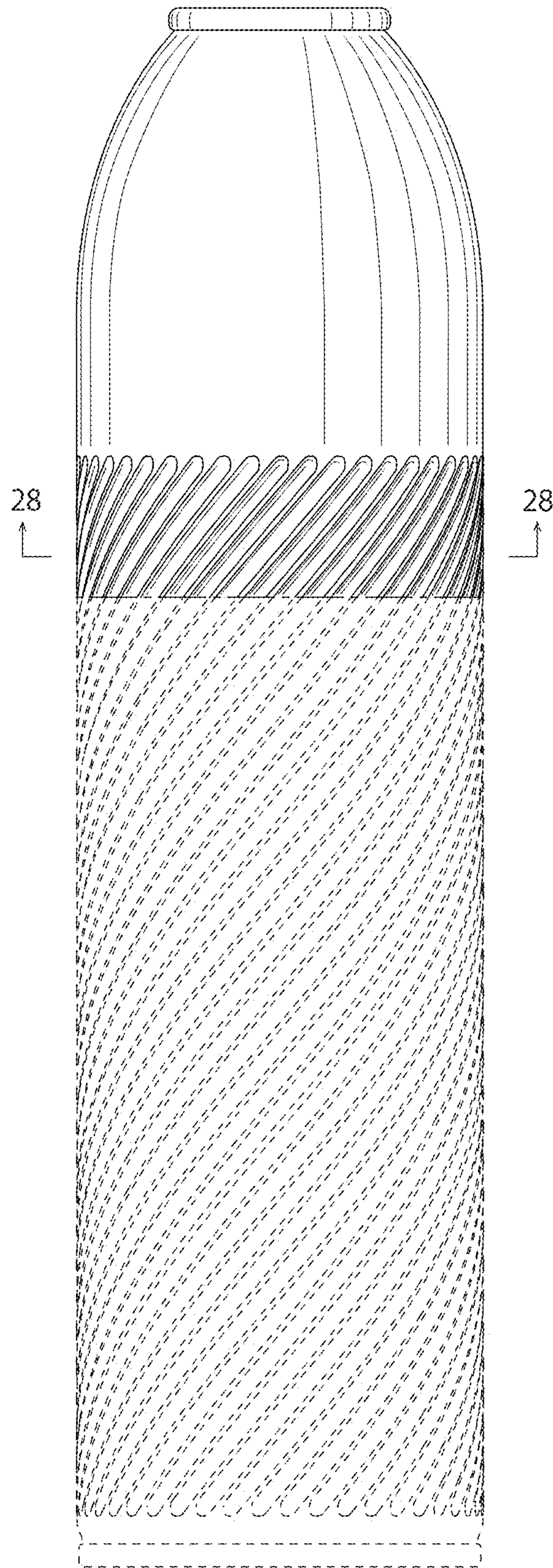


Fig.22




Fig. 23

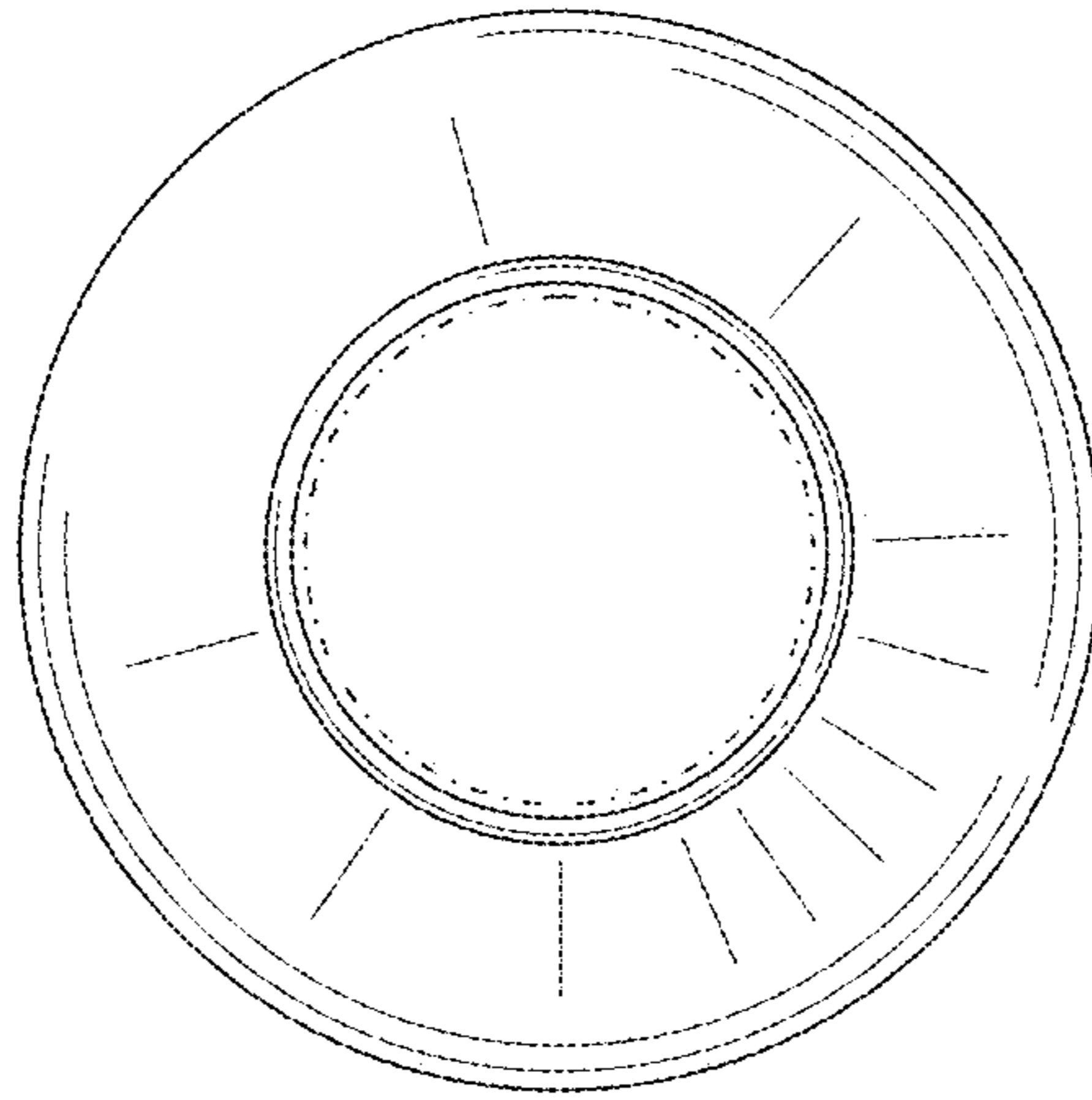


Fig.24




Fig.25




Fig. 26




Fig.27




Fig.28