



US00D892634S

(12) **United States Design Patent**
Corbin et al.

(10) **Patent No.:** **US D892,634 S**
(45) **Date of Patent:** **** Aug. 11, 2020**

(54) **CONTAINER FOR FOOD ITEMS**

(71) Applicant: **Maplehurst Bakeries, LLC**,
Brownburg, IN (US)

(72) Inventors: **Kristopher Frank Corbin**, Zionsville,
IN (US); **Jacqueline Grimm**,
Zionsville, IN (US); **Robert Blake**
Leftwich, Loveland, OH (US)

(**) Term: **15 Years**

(21) Appl. No.: **29/635,790**

(22) Filed: **Feb. 2, 2018**

(51) **LOC (12) Cl.** **09-03**

(52) **U.S. Cl.**

USPC **D9/761**; D7/553.3

(58) **Field of Classification Search**

USPC D9/737, 756, 757, 761, 762, 414, 420,
D9/423, 424, 425, 430, 643; D7/541,
D7/542, 555, 556, 566, 567, 601, 602,
D7/701-703; D3/273, 201-206, 276,
D3/283, 284, 295, 274, 302; 220/500,
220/507, 508; 206/216, 217, 541-550,
206/518, 557, 558, 561, 562, 564, 223,
206/467; 229/500, 507, 508, 906;
249/126, 134; 426/106; 215/211, 200,
215/224, 243

CPC B65D 85/34; B65D 85/345; B65D 43/161;
B65D 43/162; B65D 43/16; B65D 51/28;
B65D 2543/00194; B65D 2543/00296;
B65D 1/24; B65D 21/0237; B65D
2543/00101; B65D 2543/00351; B65D
1/36; B65D 2543/00555; B65D
2581/3425; B65D 25/04; B65D 43/0218;
B65D 2543/00083; B65D 2543/00268;
B65D 2543/00277; B65D 81/3453; B65D
2585/363; B65D 85/36; B65D 2543/0062;
B65D 2543/00731; B65D 81/05; B65D

(Continued)

(56) **References Cited**

U.S. PATENT DOCUMENTS

D363,021 S * 10/1995 Lombard D9/757
D577,535 S * 9/2008 Courington D7/357
D592,076 S * 5/2009 Sipe D9/420

(Continued)

OTHER PUBLICATIONS

Maplehurst Bakeries Mini Gold Cupcakes (via amazon.com), avail-
able Jul. 18, 2017, [online], [site visited Sep. 3, 2019]. Available
from internet, URL: <https://www.amazon.com/Maplehurst-Bakeries-Mini-Cupcakes-Frozen/dp/B01N6ZKFU8> (Year: 2017).*

Primary Examiner — W. A. Teddy Falloway

(74) *Attorney, Agent, or Firm* — Tyler B. Droste;
Gutwein Law

(57) **CLAIM**

The ornamental design for a container for food items, as
shown and described.

DESCRIPTION

FIG. 1 is a top perspective view of a container for food
items;

FIG. 2 is a bottom perspective view of the container of FIG.
1;

FIG. 3 is a top plan view of the container of FIG. 1;

FIG. 4 is a bottom plan view of the container of FIG. 1;

FIG. 5 is a left side view of the container of FIG. 1;

FIG. 6 is a right side view of the container of FIG. 1;

FIG. 7 is a front side view of the container of FIG. 1;

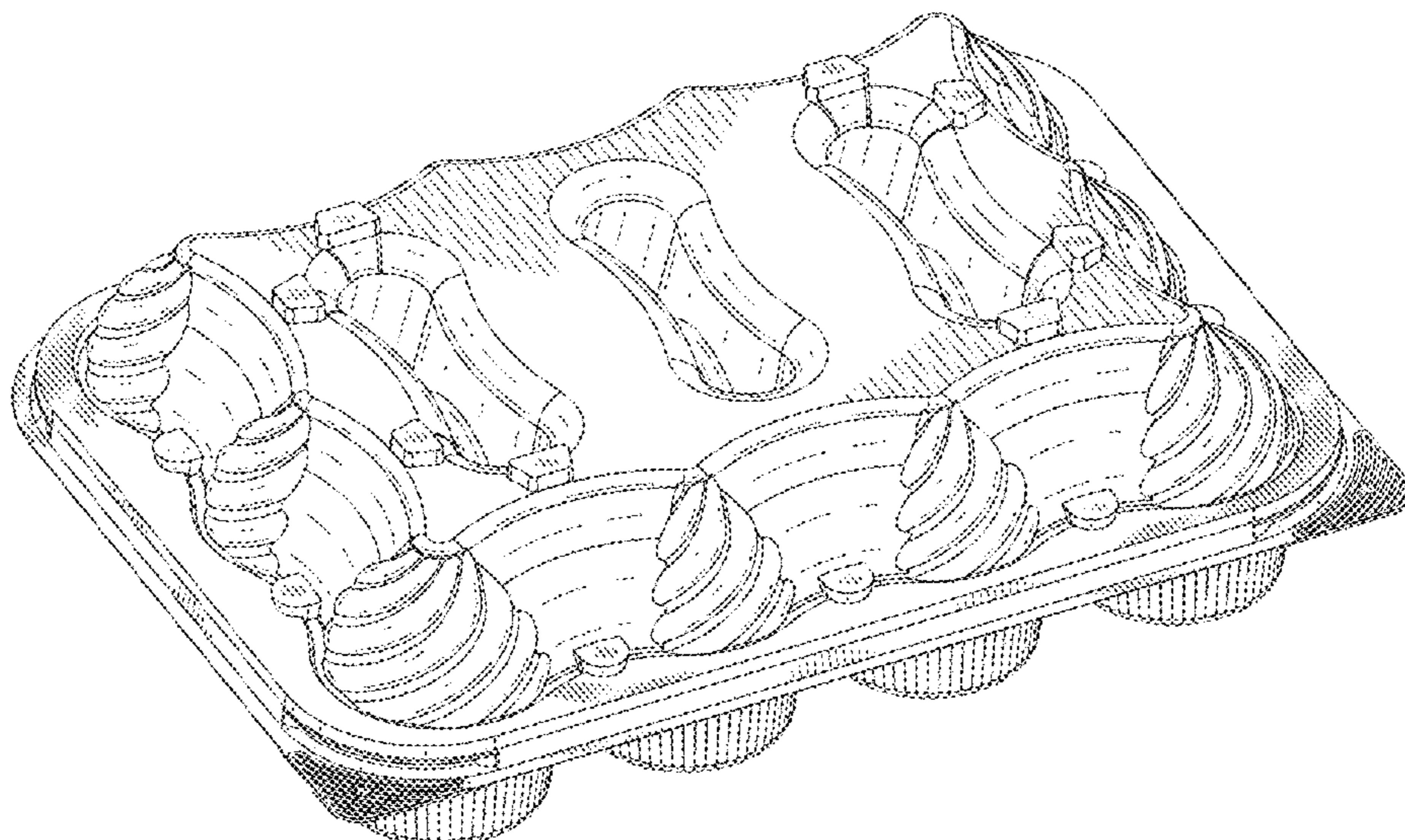
FIG. 8 is a rear side view of the container of FIG. 1;

FIG. 9 is a view from above illustrating the container of FIG.
1 in the open configuration; and,

FIG. 10 is a plan view from above illustrating the container
of FIG. 1 in the open configuration.

The broken lines shown in the drawings are for illustrative
purposes only and do not form part of the claimed design.

1 Claim, 10 Drawing Sheets



(58) **Field of Classification Search**

CPC 85/60; A47G 19/02; A47G 19/065; A47G
23/0608; A47G 23/06; B65B 25/005

See application file for complete search history.

(56) **References Cited**

U.S. PATENT DOCUMENTS

D592,077 S *	5/2009	Sipe	D9/420
D761,127 S *	7/2016	Sellari	D9/756
D771,503 S *	11/2016	Brummer	D9/756
D803,701 S *	11/2017	Sellari	D9/756
D854,928 S *	7/2019	Corbin	D9/435
D856,137 S *	8/2019	Corbin	D9/435
2013/0004625 A1 *	1/2013	Brummer	B65D 1/36 426/119
2019/0241354 A1 *	8/2019	Corbin	B65B 7/26

* cited by examiner

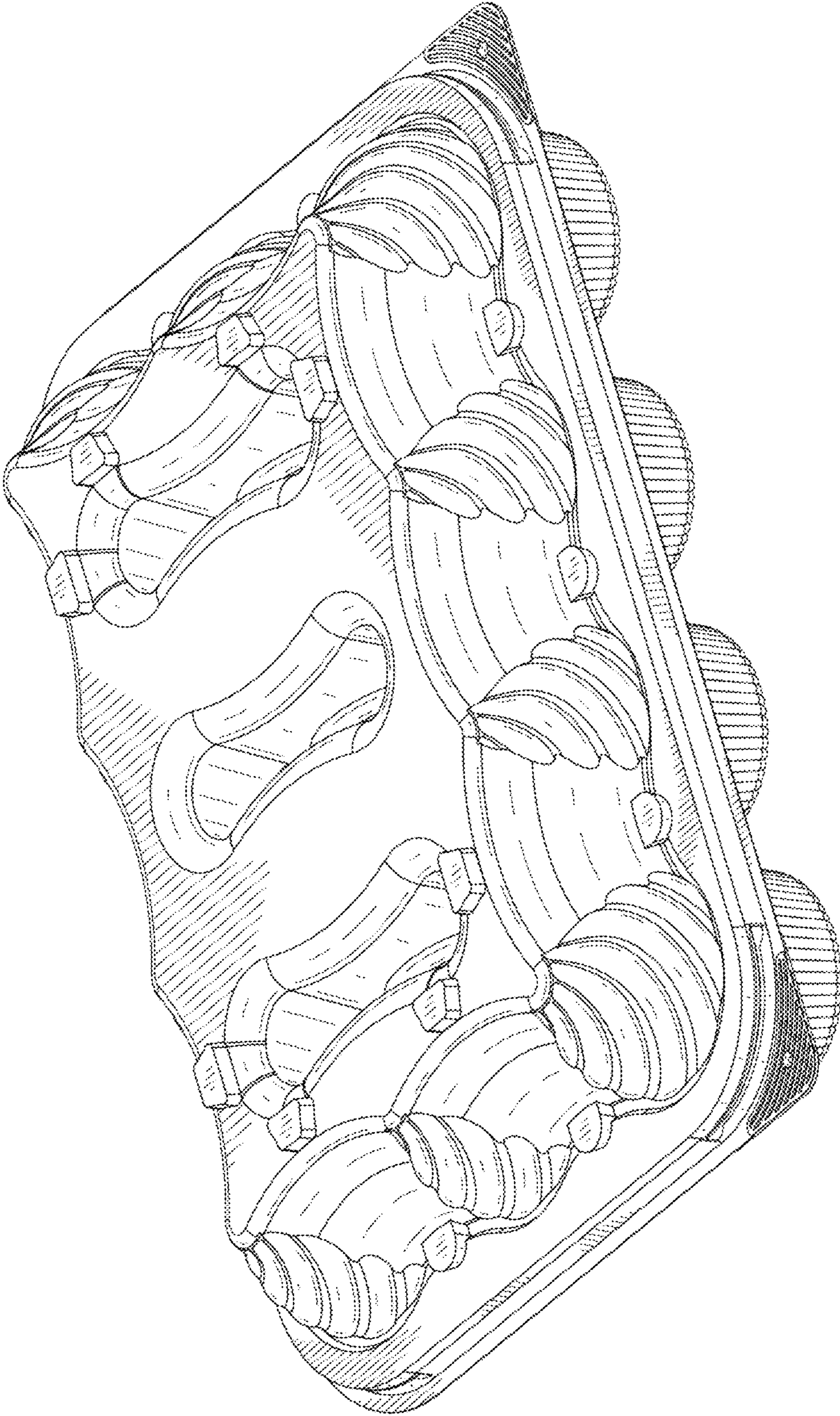


Fig.1

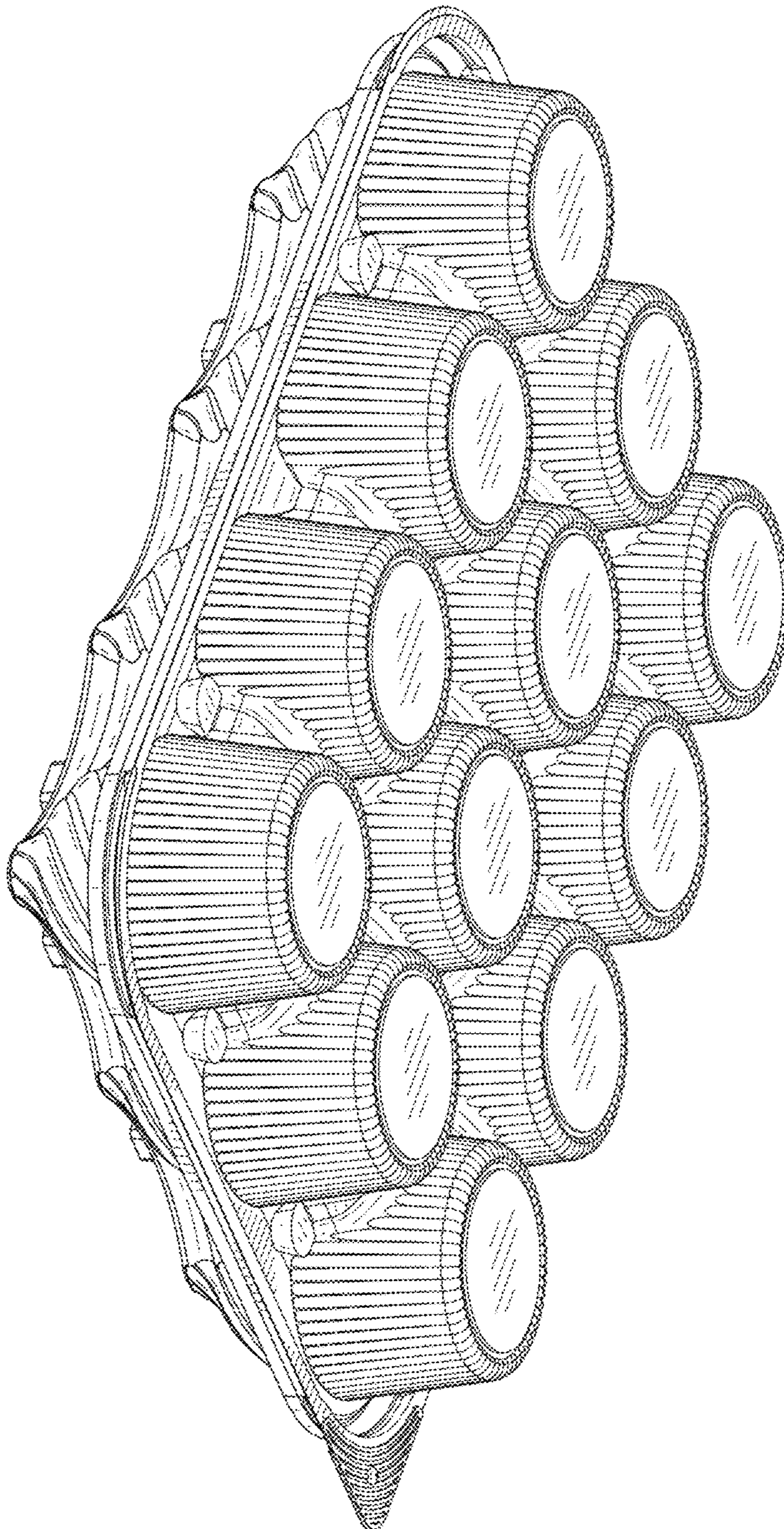


Fig. 2

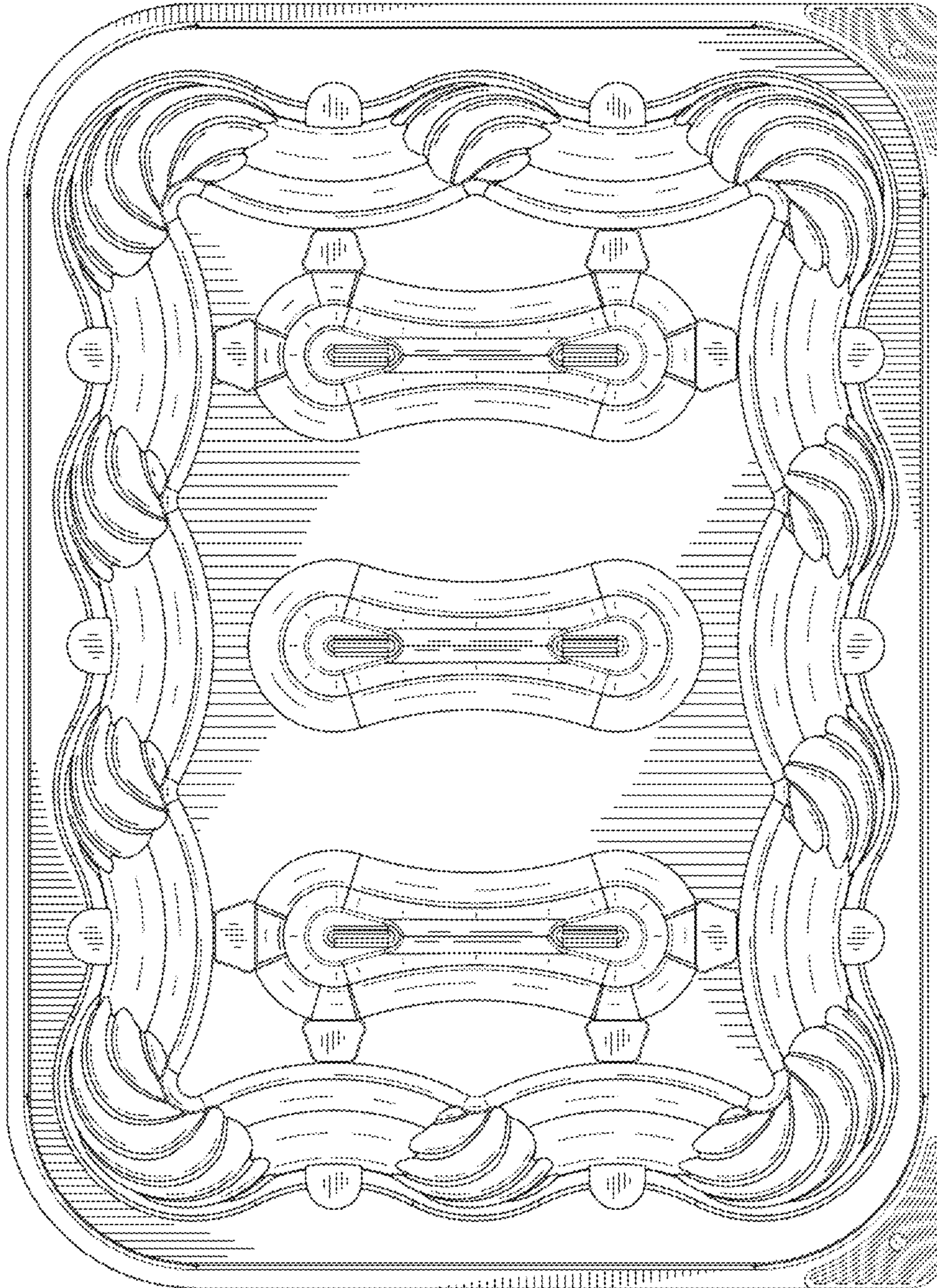


Fig. 3




Fig. 4

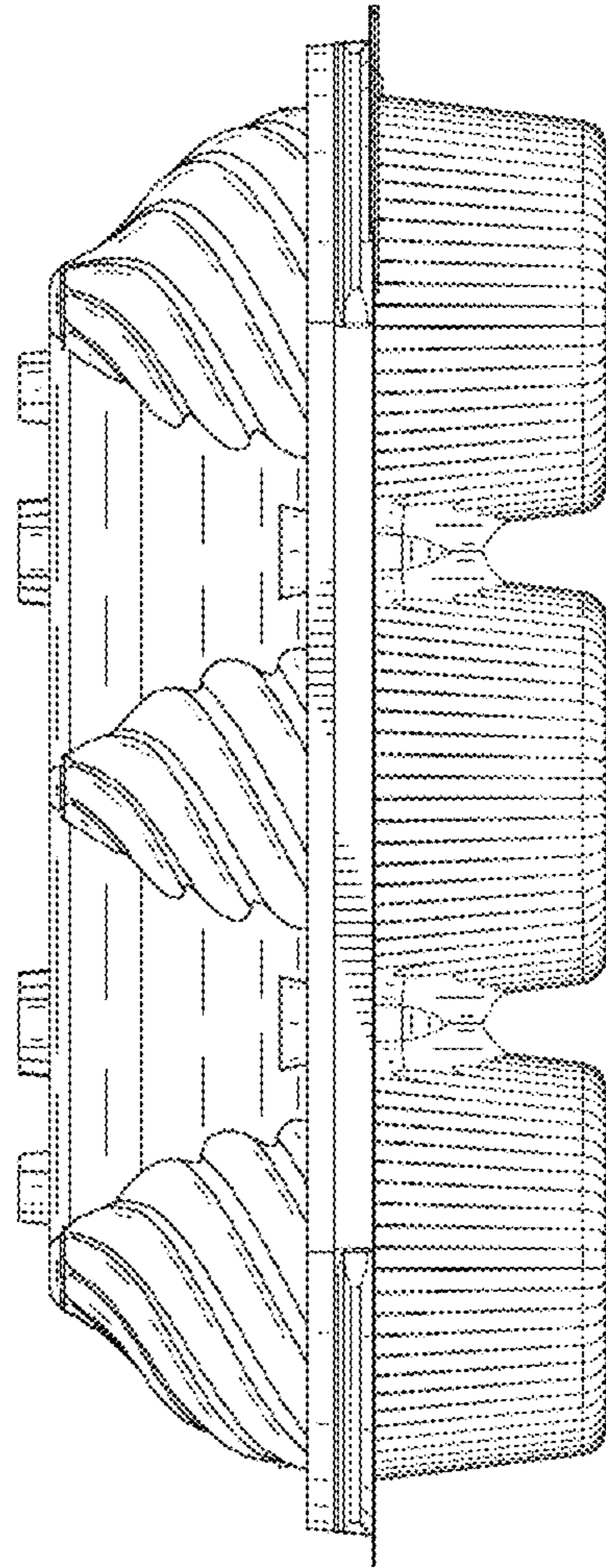


Fig. 5

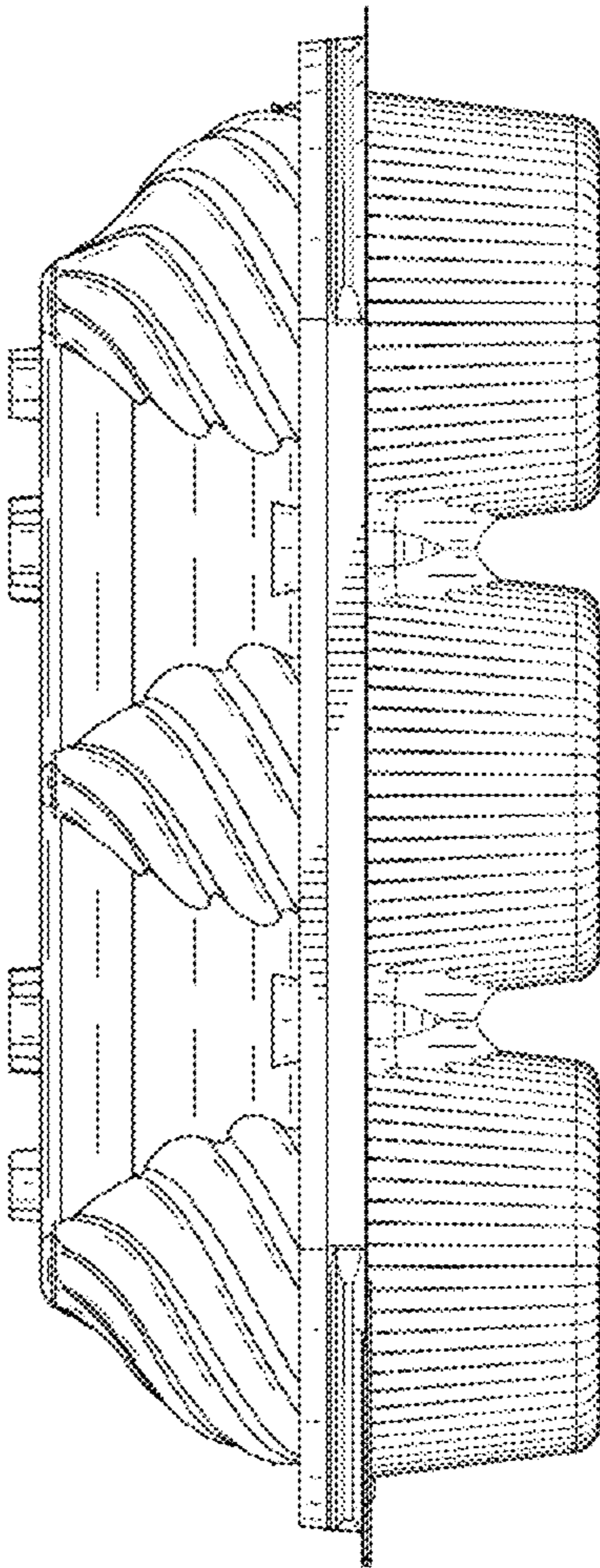


Fig. 6

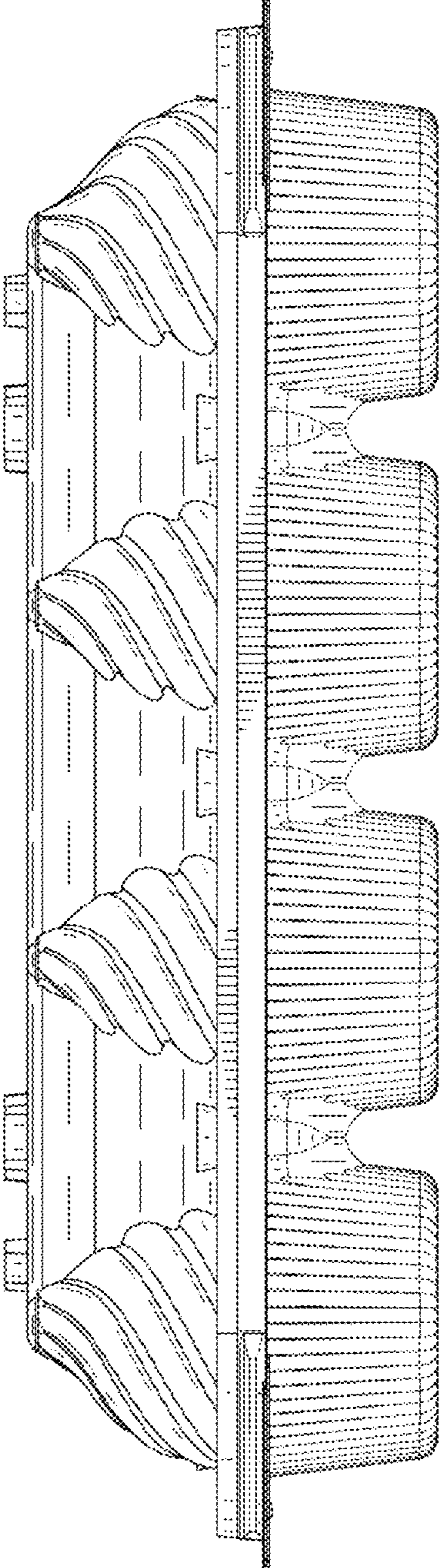


Fig. 7

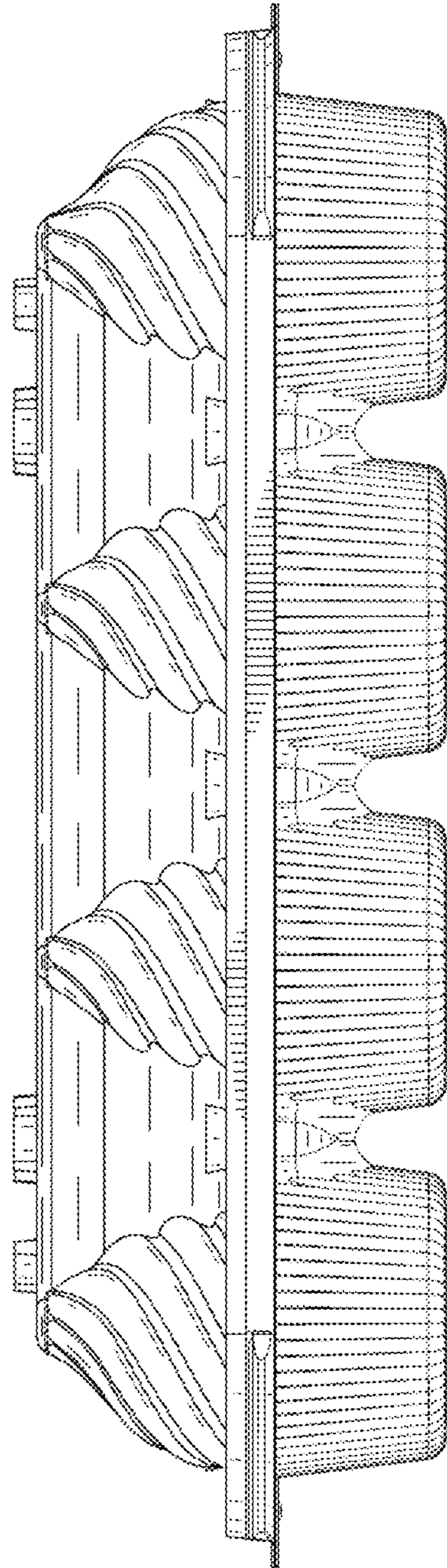


Fig. 8

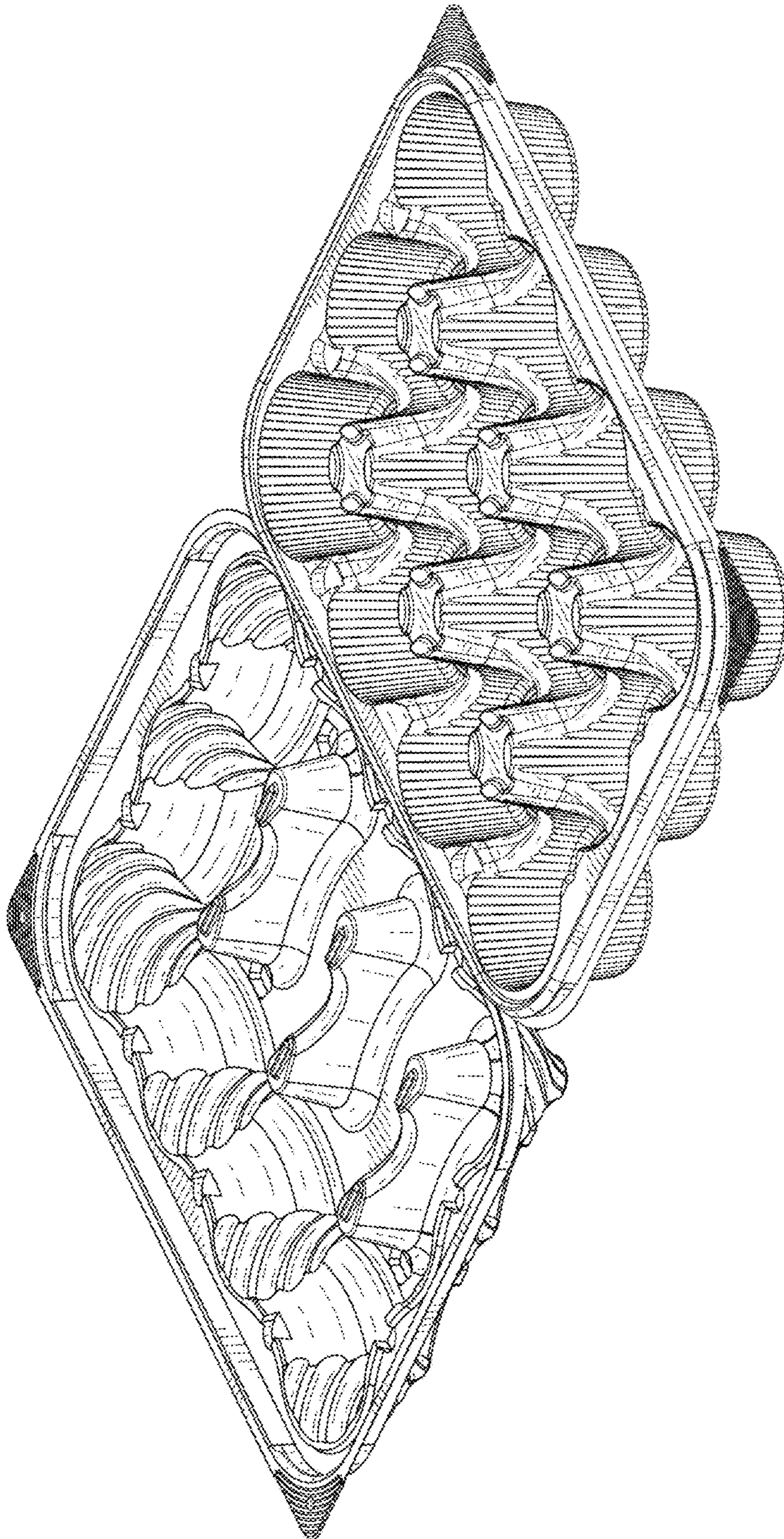


Fig. 9




FIG. 10