



US00D892621S

(12) **United States Design Patent** (10) **Patent No.:** **US D892,621 S**
Reyes (45) **Date of Patent:** **** Aug. 11, 2020**

(54) **CONTAINER** 3,941,277 A 3/1976 McKinney et al.
D273,167 S * 3/1984 Carlson D7/612
(71) Applicant: **Mead Johnson Nutrition Company,** 5,137,171 A 8/1992 Goepner
Glenview, IL (US) 5,344,662 A 9/1994 Payne et al.
5,445,291 A * 8/1995 Daniel B65D 1/40
220/366.1
(72) Inventor: **Dennis Reyes,** Singapore (SG) D381,582 S * 7/1997 Bolton D9/428
5,688,544 A * 11/1997 Bolton B65D 17/502
426/118
(73) Assignee: **MEAD JOHNSON NUTRITION** D441,614 S * 5/2001 Carroll D7/608
COMPANY, Evansville, IN (US) D499,649 S * 12/2004 Olivares D9/502
D611,838 S * 3/2010 Metzger D9/776
D646,980 S * 10/2011 Inoi D9/552
(**) Term: **15 Years** (Continued)

(21) Appl. No.: **29/592,068**

(22) Filed: **Jan. 26, 2017**

(51) **LOC (12) Cl.** **09-01**

(52) **U.S. Cl.**
USPC **D9/502; D9/773**

(58) **Field of Classification Search**
USPC D7/602, 603; D9/428, 500, 502, 503,
D9/505, 516, 549, 550, 558, 763, 772,
D9/773, 774, 779, 780
CPC B65D 1/00; B65D 1/02; B65D 1/0223;
B65D 1/12; B65D 1/14; B65D 1/16;
B65D 1/40; B65D 1/42; B65D 1/44;
B65D 23/00; B65D 2501/0009
See application file for complete search history.

(56) **References Cited**

U.S. PATENT DOCUMENTS

D35,070 S * 9/1901 Lorenz D9/779
1,910,426 A 5/1933 Courtright
2,017,002 A 10/1935 Lodgson
2,128,953 A 9/1938 Miller
2,275,426 A 3/1942 Gray
2,390,094 A 12/1945 Geertsen
3,048,300 A 8/1962 Garnder
3,169,671 A 2/1965 Taylor
3,891,135 A * 6/1975 Szatkowski B65D 15/06
156/69
3,905,514 A 9/1975 Dragomier et al.

FOREIGN PATENT DOCUMENTS

GB 480396 2/1938
WO 199409926 5/1994

Primary Examiner — Jasmine Mlinarcik
(74) *Attorney, Agent, or Firm* — Troutman Sanders LLP;
Ryan Schneider; Chris Davis

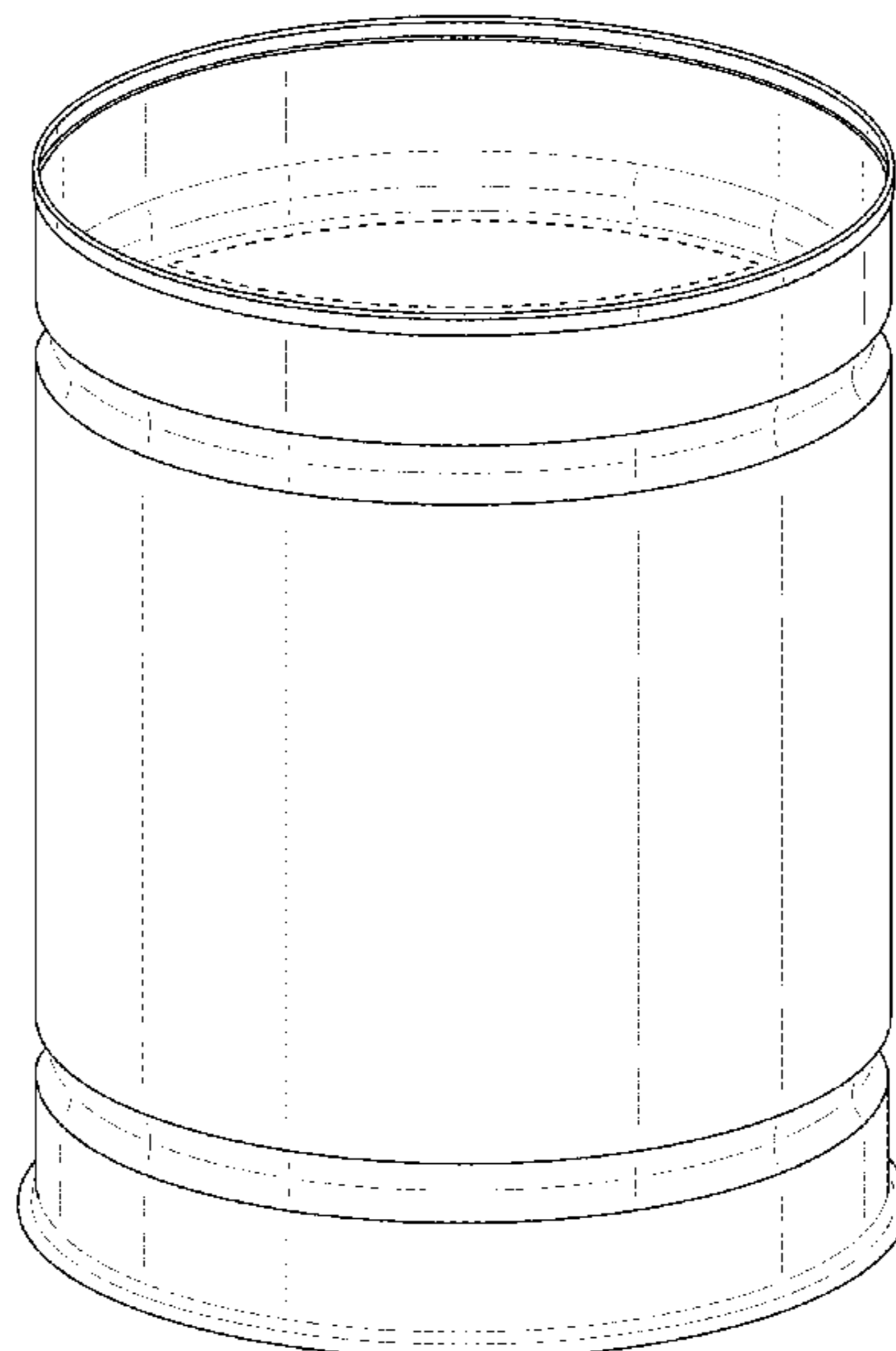
(57) **CLAIM**

The ornamental design for a container, as shown and described.

DESCRIPTION

FIG. 1 is a perspective view of a container.
FIG. 2 is a bottom perspective view of the container of FIG. 1.
FIG. 3 is a side elevation view of the container of FIG. 1.
FIG. 4 is a top plan view of the container of FIG. 1.
FIG. 5 is a bottom plan view of the container of FIG. 1; and,
FIG. 6 is a partial cross-section view of a portion of the container of FIG. 1, taken from reference line 6 in FIG. 3.
The broken line in FIGS. 1 and 4 denotes the boundary to the claim and forms no part thereof. The interior area within the boundary depicts a portion of the container that forms no part of the claimed design.

1 Claim, 5 Drawing Sheets



(56)

References Cited

U.S. PATENT DOCUMENTS

D669,737 S * 10/2012 Nemeth D7/523
D721,588 S * 1/2015 Robling D9/502
2013/0306660 A1* 11/2013 Bysick B65D 1/0223
220/669

* cited by examiner

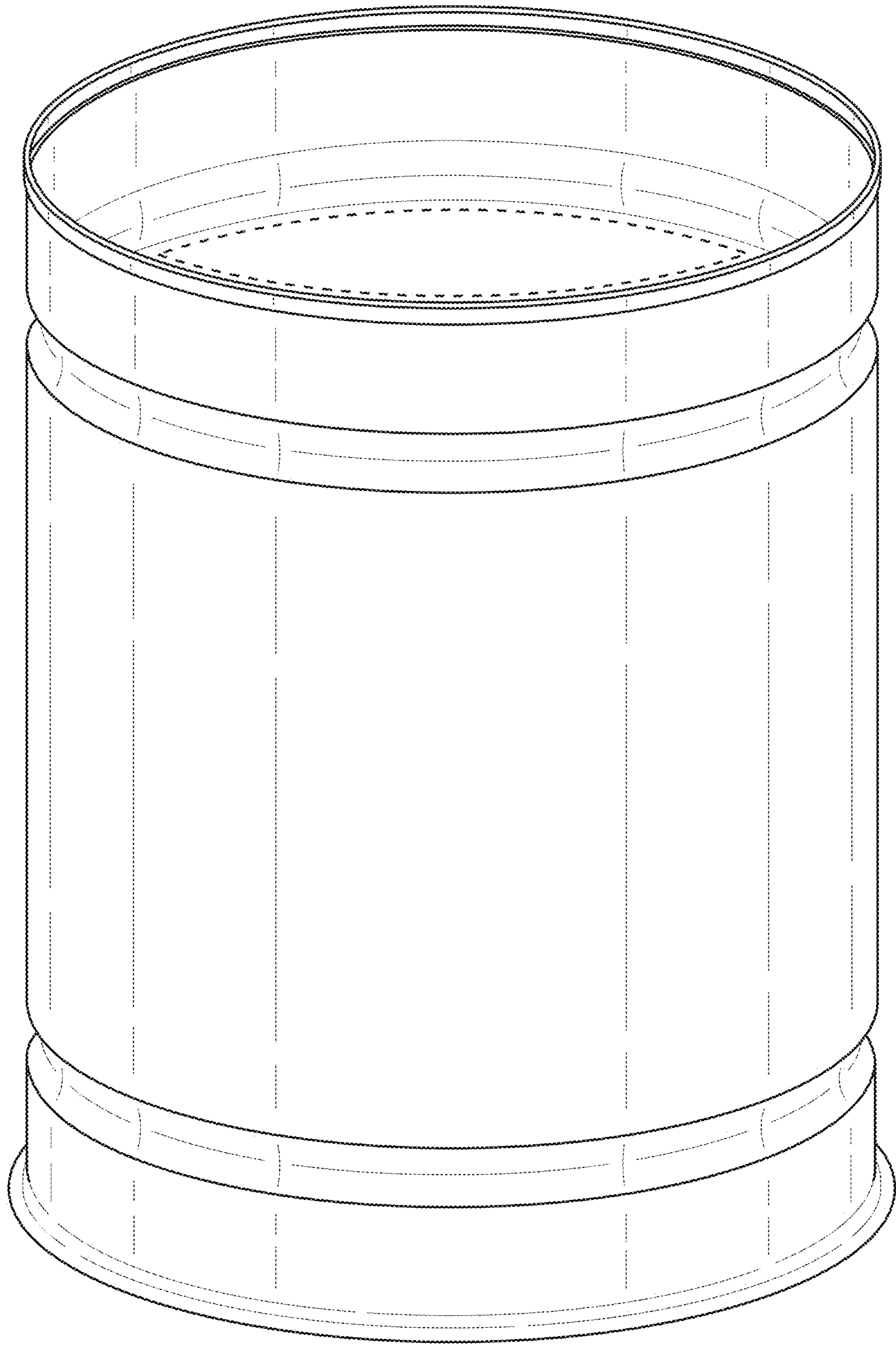


FIG. 1

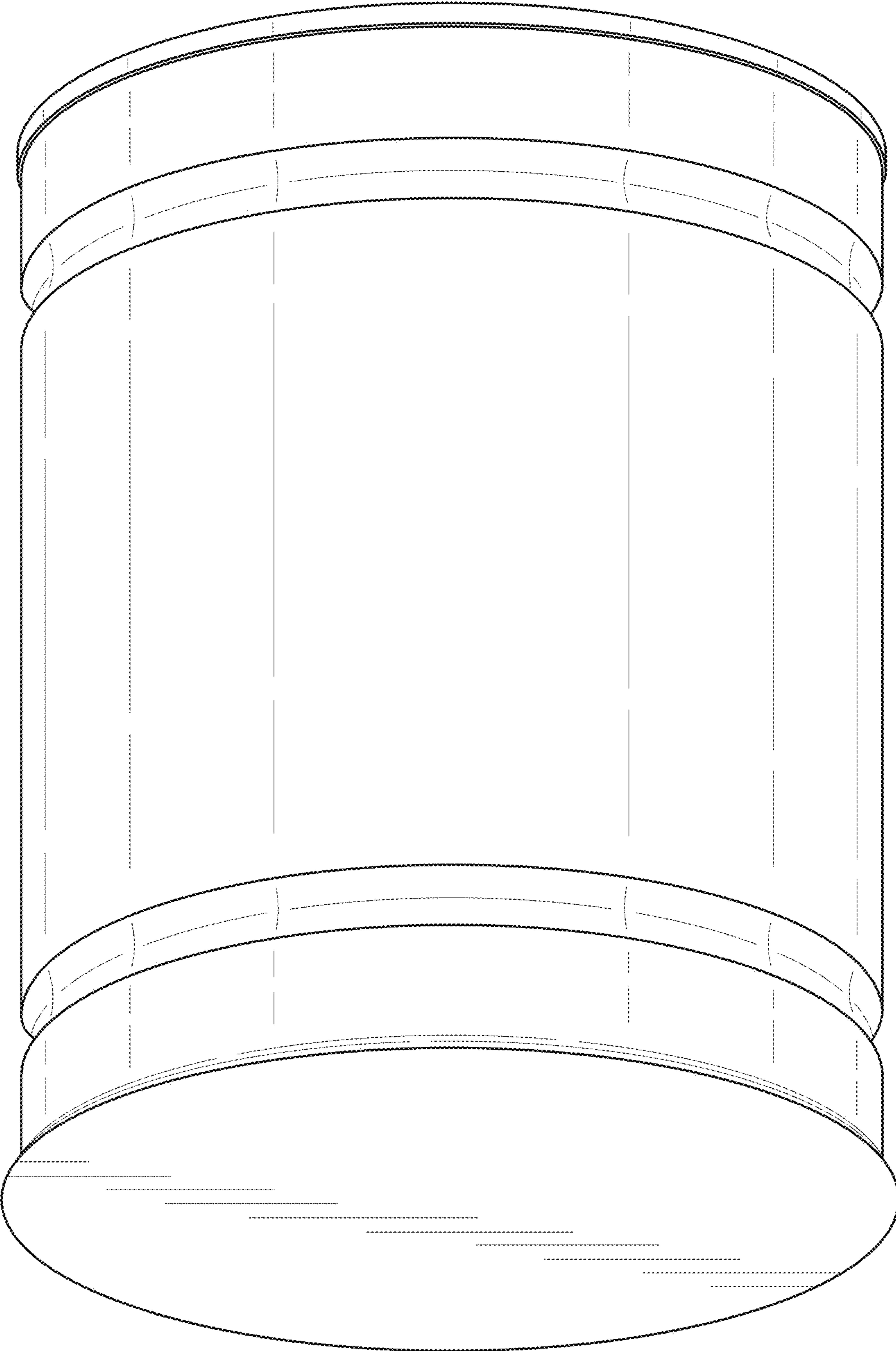


FIG. 2




FIG. 3




FIG. 4

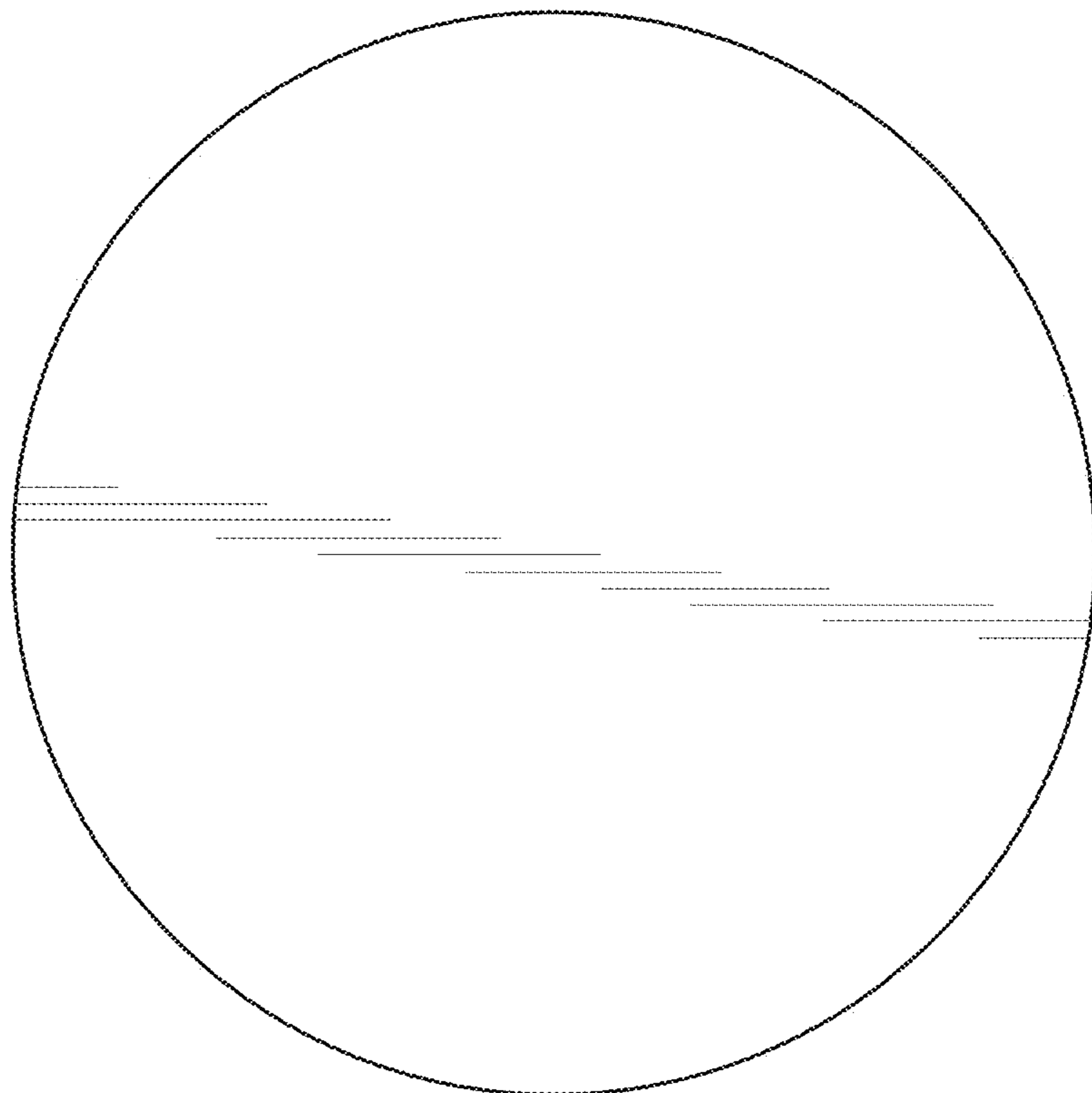


FIG. 5

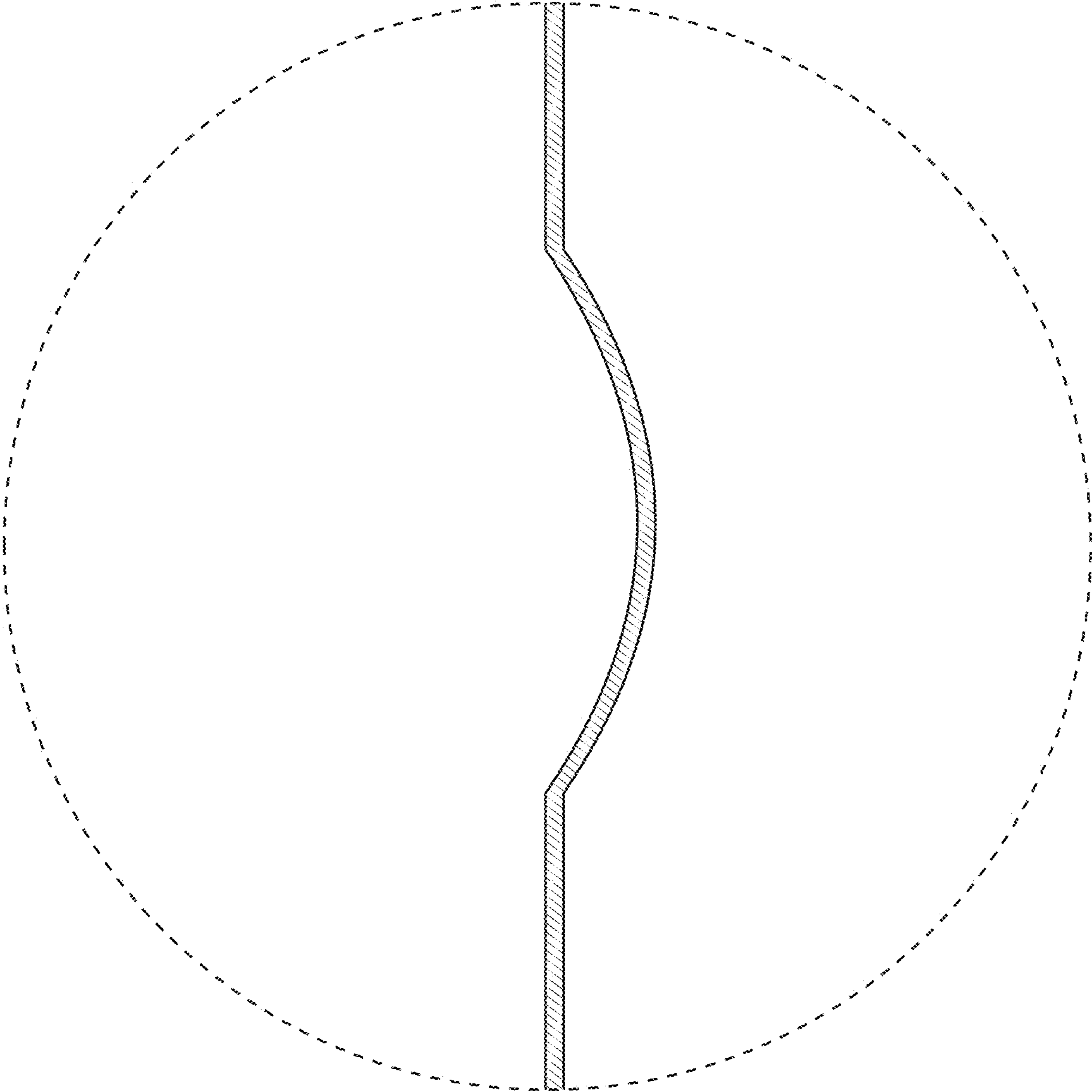


FIG. 6