



US00D892617S

(12) **United States Design Patent** (10) **Patent No.:** **US D892,617 S**
Louis (45) **Date of Patent:** **** Aug. 11, 2020**

(54) **CAP**
(71) Applicant: **Bulgari S.p.A.**, Rome (IT)
(72) Inventor: **Armand Louis**, La Neuveville (CH)
(73) Assignee: **Bulgari S.p.A.**, Rome (IT)
(**) Term: **15 Years**

D583,670 S * 12/2008 Lamb D9/454
D695,116 S * 12/2013 Ahn D9/454
D715,157 S * 10/2014 In D9/691
D717,657 S * 11/2014 Lee D9/558
D770,898 S * 11/2016 Louis D9/503
D775,958 S * 1/2017 Louis D9/503
D780,594 S * 3/2017 Harris D9/682
D796,323 S * 9/2017 Harris D9/448
D796,333 S * 9/2017 Penn D9/544

(21) Appl. No.: **29/644,100**
(22) Filed: **Apr. 13, 2018**
(30) **Foreign Application Priority Data**

Oct. 13, 2017 (WO) DM/098111

(51) **LOC (12) Cl.** **09-07**
(52) **U.S. Cl.**
USPC **D9/454; D9/452**
(58) **Field of Classification Search**
USPC D9/434-435, 439, 444-445, 451, 454,
D9/682, 690-692
CPC B65D 43/00; B65D 43/02; B65D 43/0202;
B65D 43/0204
See application file for complete search history.

(56) **References Cited**

U.S. PATENT DOCUMENTS

D355,602 S * 2/1995 Buettner D9/505
D400,797 S * 11/1998 de Mourgues D9/558
D401,155 S * 11/1998 de Mourgues D9/558
D406,769 S * 3/1999 Ackroyd D9/454
D468,207 S * 1/2003 Brown D9/435
D543,848 S * 6/2007 Mettler D9/504
D544,350 S * 6/2007 Mettler D9/504
D551,548 S * 9/2007 Didier D9/439
D568,742 S * 5/2008 Kunesh D9/445

OTHER PUBLICATIONS

“We tried out the Bvlgari’s Le Gemme Imperiali perfume collection and instantly fell in love”, LuxuryLaunces.com, posted Mar. 14, 2017, <<https://luxurylaunches.com/mumbai/tried-bvlgaris-le-germme-imperiali-perfume-collection-instantly-fell-love/>>.*

* cited by examiner

Primary Examiner — Dana Meyrow
(74) *Attorney, Agent, or Firm* — Peter A. Sullivan;
Stephen J. Kenny; Foley Hoag LLP

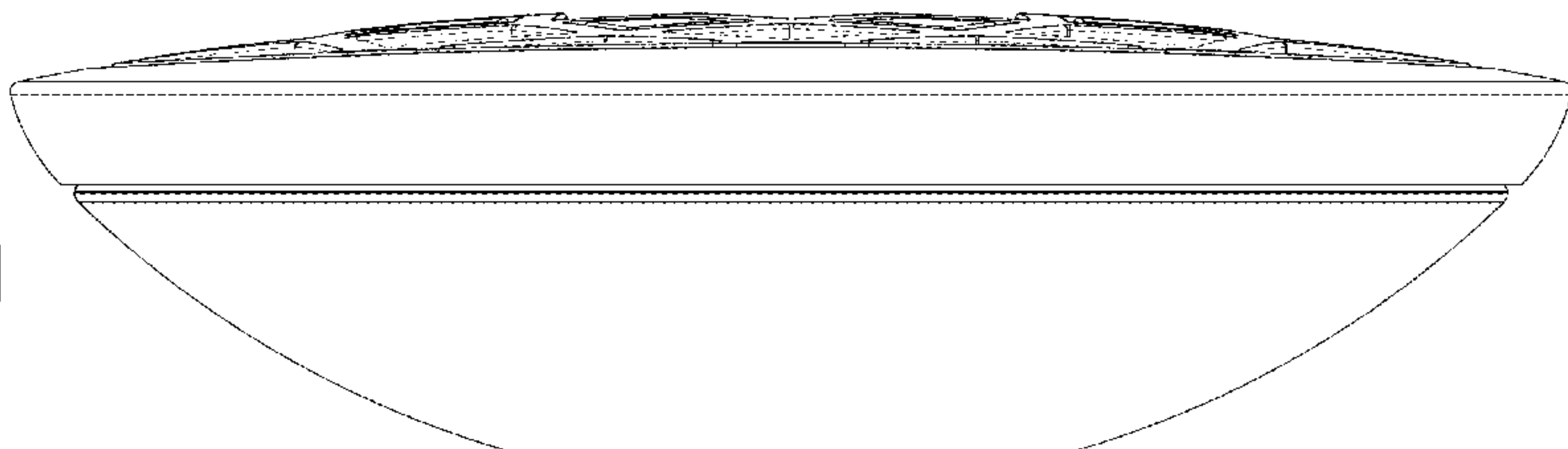

(57) **CLAIM**

The ornamental design for a cap, as shown and described.

DESCRIPTION

FIG. 1 is a top view of the cap showing my new design.
FIG. 2 is a bottom view thereof.
FIG. 3 is a front view thereof, shown at an enlarged scale.
FIG. 4 is a left view thereof.
FIG. 5 is a right view thereof.
FIG. 6 is a back view thereof.
FIG. 7 is a perspective view thereof; and,
FIG. 8 is another perspective view thereof.
The broken lines in the drawings illustrate the portions of the cap that form no part of the claim.

1 Claim, 8 Drawing Sheets






FIG. 1

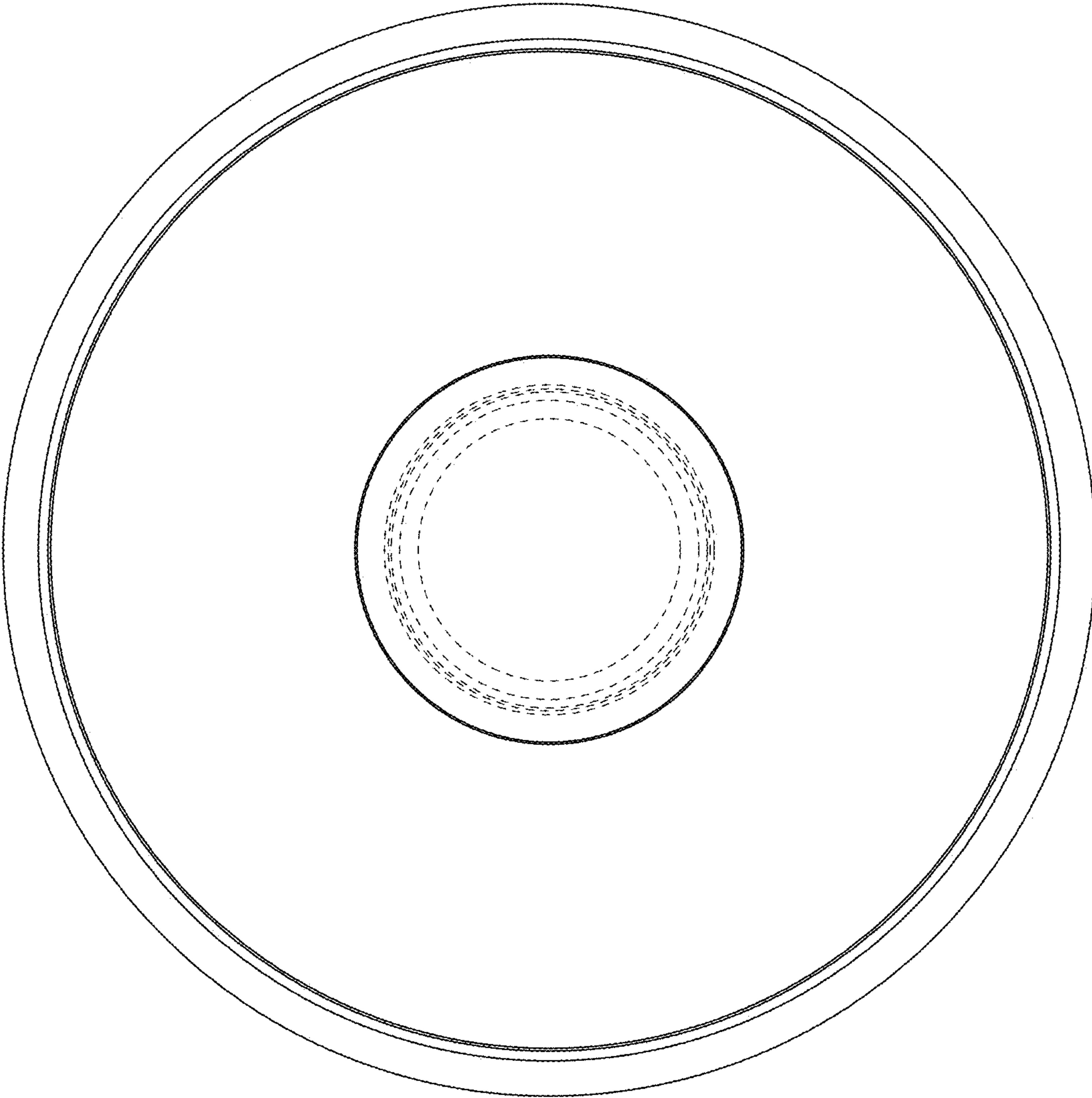


FIG. 2

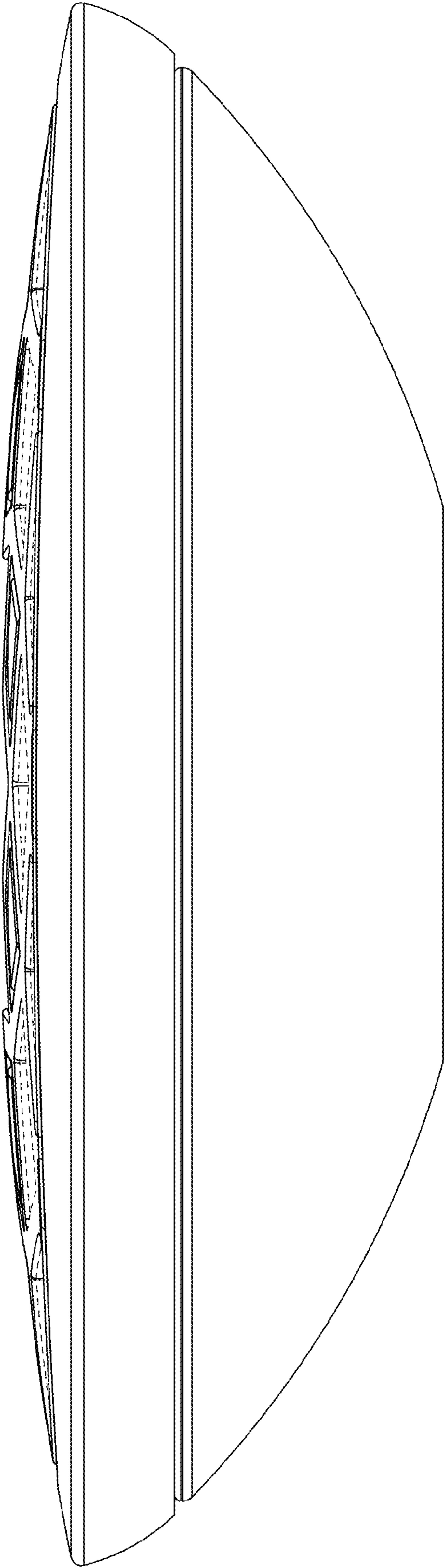


FIG. 3

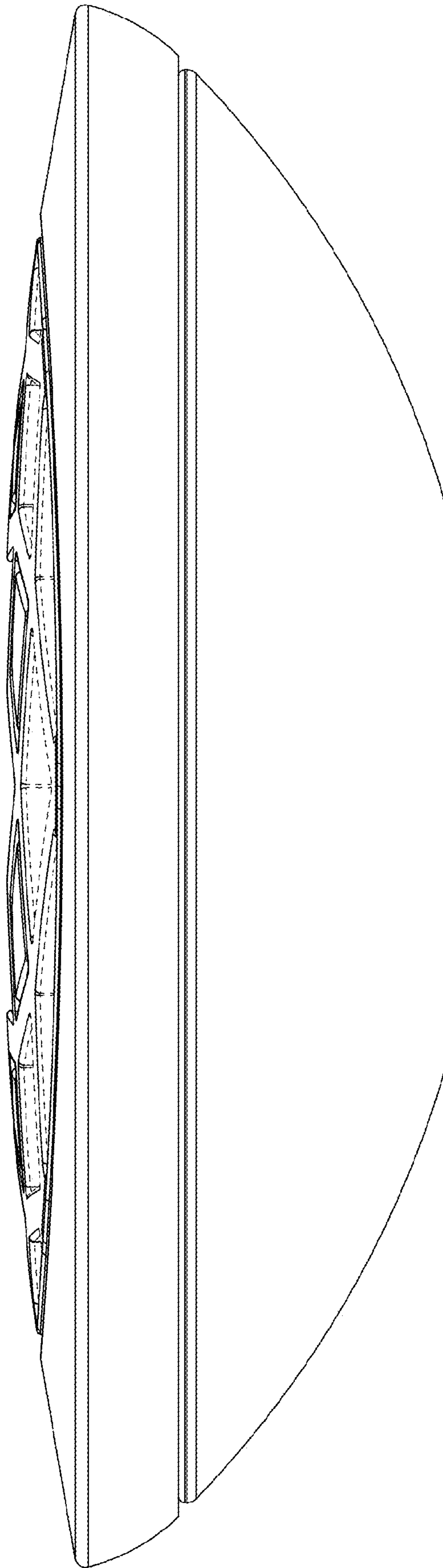


FIG.4




FIG. 5

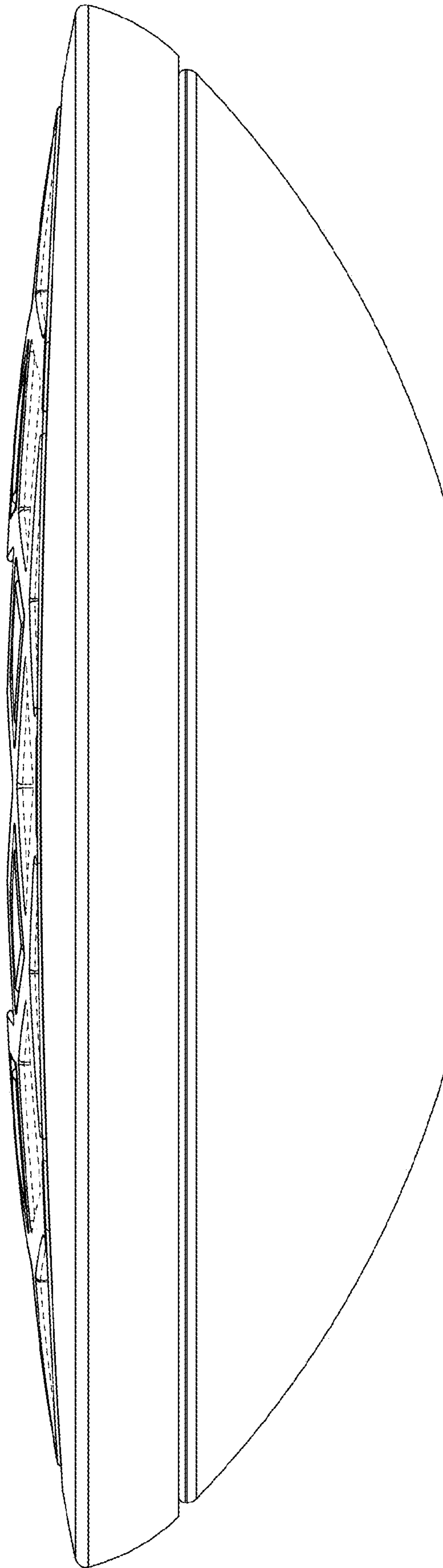


FIG. 6

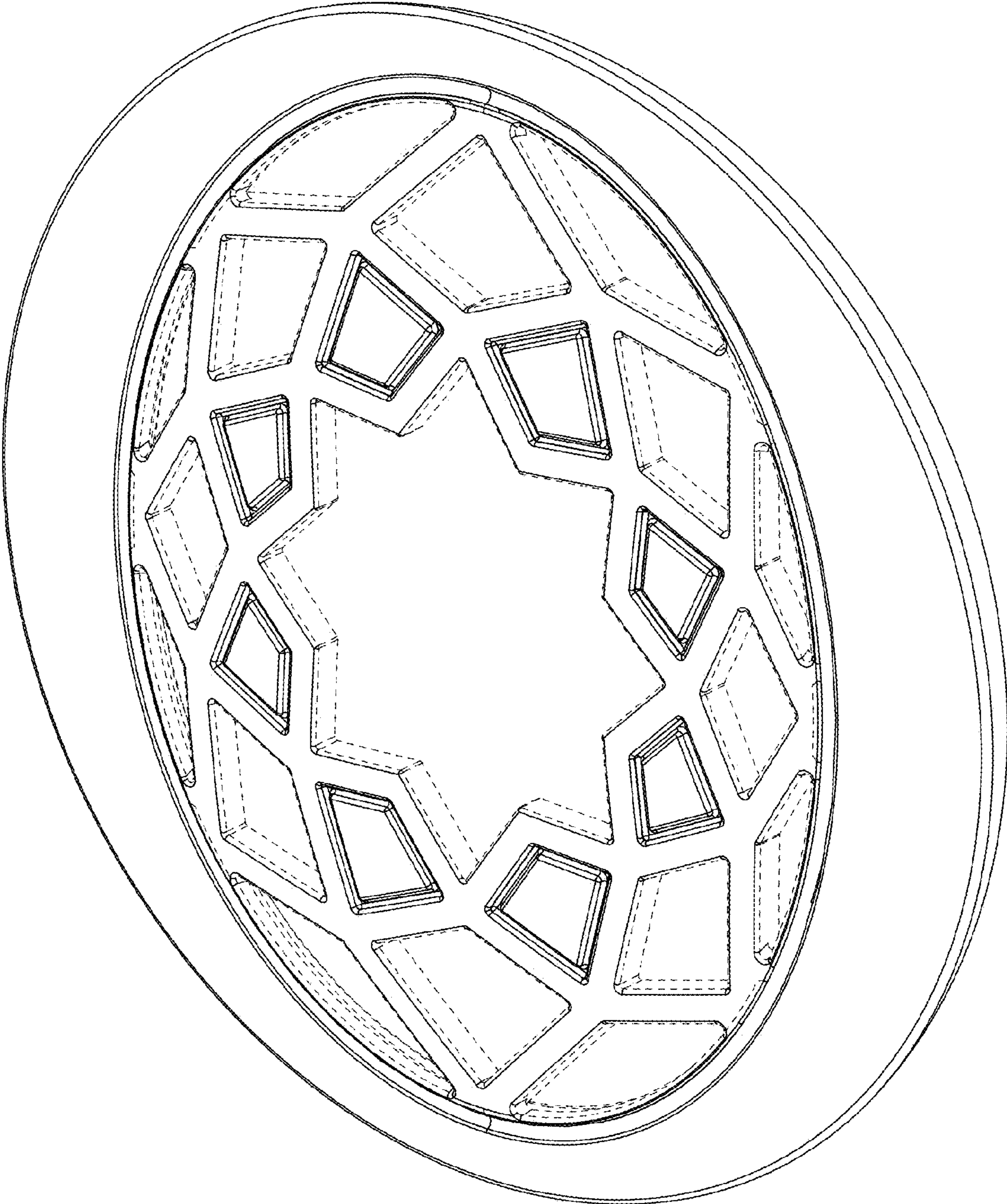


FIG. 7

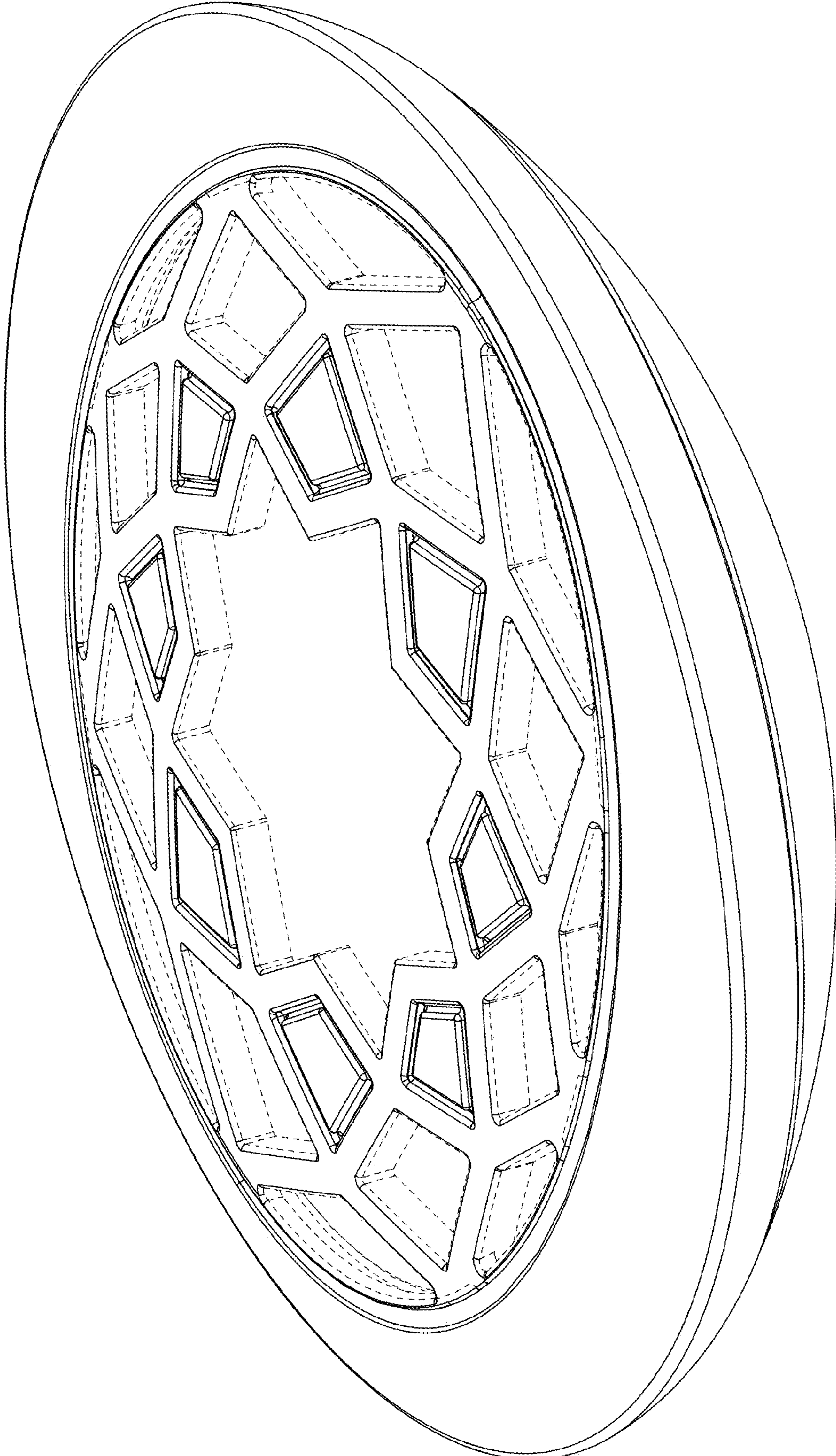


FIG.8